

Yale University

## EliScholar – A Digital Platform for Scholarly Publishing at Yale

---

Yale Medicine Thesis Digital Library

School of Medicine

---

January 2015

# A 35-Year Analysis Of Gender Trends In Radiology Authorship

Crystal Piper

Follow this and additional works at: <http://elischolar.library.yale.edu/ymtdl>

---

### Recommended Citation

Piper, Crystal, "A 35-Year Analysis Of Gender Trends In Radiology Authorship" (2015). *Yale Medicine Thesis Digital Library*. 2006.  
<http://elischolar.library.yale.edu/ymtdl/2006>

This Open Access Thesis is brought to you for free and open access by the School of Medicine at EliScholar – A Digital Platform for Scholarly Publishing at Yale. It has been accepted for inclusion in Yale Medicine Thesis Digital Library by an authorized administrator of EliScholar – A Digital Platform for Scholarly Publishing at Yale. For more information, please contact [elischolar@yale.edu](mailto:elischolar@yale.edu).

A 35-Year Analysis of Gender Trends in Radiology Authorship

A Thesis Submitted to the  
Yale University School of Medicine  
in Partial Fulfillment of the Requirements for the  
Degree of Doctor of Medicine

by  
Crystal Lynne Piper  
2015

## Table of Contents

Abstract	3
Background	5
Table 1	6
Materials and Methods	9
Statistical Analysis	10
Results	10
Figure 1	14
Table 2	15
Figure 2a	16
Figure 2b	17
Figure 2c	18
Figure 2d	19
Table 3	20
Table 4	22
Discussion	23
Limitations	37
Further Directions	37
Exemption and Conflicts of Interest	38
Acknowledgements	39
References	40

## **Abstract**

*Purpose:* To describe trends in authorship among female radiologists, compared to their overall representation in radiology, and to investigate the tendency of female first authors to publish with female last authors.

*Material and Methods:* We collected and analyzed data on gender of first and last authors for all original research and guest editorial articles from three main radiology journals - *Radiology*, *American Journal of Roentgenology (AJR)*, and *Academic Radiology*. We restricted our analysis to authors with M.D. (medical doctorate) degrees from academic institutions within the United States. Manuscript data were collected for years 1978, 1998, 2008, and 2013. We obtained data on female participation in academic medicine and radiology residencies from the American Association of Medical Colleges. We used a logistic regression model to identify significant trends over time and a chi-square test of independence to determine significant relationships between gender of first and last authors.

*Results:* We determined gender for 4,214 (99.2%) authors of original research and editorials with M.D. degrees. The proportion of original research articles published by women as first authors increased from 8.3% in 1978 to 32.4% in 2013 ( $p < .003$ ), and the proportion of original research articles with women as last authors increased from 6.5% in 1978 to 21.9% in 2013 ( $p < .004$ ). In 1980, 19.2% of radiology residents were women

and in 2013 26.9% of radiology residents were women. In 1978, women represented 11.5% of radiology faculty at academic institutions and in 2013 they represented 28.1%.

Demonstrated by logistic regression model, there was a higher representation of women as both first and last authors over time (first author OR = 1.043,  $p < .001$ ; last author OR = 1.036,  $p < .001$ ). There was a statistically significant relationship between the gender of first and last authors of original research articles and guest editorials ( $p < .001$ ).

*Conclusion:* Over the last 35 years, there has been a statistically significant upward linear trend of female M.D. participation in academic radiology literature authorship. However, the number of female last (senior) authors lags behind the participation of women in clinical and academic radiology. Women are more likely to publish with senior authors of the same gender.

We propose that female radiology residents receive an increased level of support to stimulate their interest and participation in research. Such intervention would allow the field to benefit from the creativity of both genders.

## Background

In 1882, women were recognized as important colleagues in medicine and even then it seemed a “marvel that there could be so much and so long sustained opposition to what now we regard as the obvious” (1). In the 1940’s and around the time of World War II, strong campaigns in the U.S. beckoned women into medicine (Cleveland Medical College briefly opened its doors to women) and in general into the “work of men” by mixing patriotism with women’s rights (2). Women first challenged the old and common notion that they were unfit for medicine by arguing that their stereotype – nurturer – was good for medicine and made them natural doctors. Soon, however, a few women such as Marie Zakrzewska, founder of the New England Hospital for Women and Children in 1862, challenged their cultural stereotype directly and rejected the Victorian ideal of femininity. This very first generation of U.S. women physicians felt that all physicians must put sentimentality aside because too much sympathy can cloud the ability to reason and thus physicians must instead develop their rationality and their expertise in scientific knowledge (2). Since then, the participation of women in medicine has increased considerably.

According to Association of American Medical Colleges (AAMC) data, in 1962 5.5 percent of graduating medical students were women as compared to 49.3 percent in 2008 and 48.0 percent in 2013 (3). Despite a general upward trend of women participation in medicine, they continue to be underrepresented in several specialties (4), including Diagnostic Radiology (5). In 1990 there were 26 percent women in radiology and there

is still only 27 percent women in radiology today (6). In the 1990's there was evidence that women might become more likely than men to begin academic medical careers, but surprisingly today they still remain underrepresented, especially at senior faculty level (4). It has been suggested that underrepresentation of women in certain specialties may affect quality of patient care, teaching and research (7).

**Table 1. Percentage of women** by specialty and academic rank in the U.S. (AAMC 2013-2014 <https://www.aamc.org/members/gwims/statistics>)

	Residents	Instructors	Ass. Prof.	Assoc. Prof.	Full Prof	Faculty
Pediatrics	71	70	59	46	30	52
Internal Medicine	43	49	42	32	17	35
Surgery	38	31	24	16	8	18
Orthopedic Surgery	14	15	17	11	5	12
Radiology	27	38	33	28	20	30
Total	46	51	43	32	19	36

Advancement in science, technology, engineering, and mathematics (STEM), including academic medicine, is largely driven by scholarly accomplishments such as peer-reviewed original research publications, presentations at national meetings, and appointment to editorial boards (8, 9). Women have authored medical literature for

centuries, especially in the late 1800s, when women physicians in Russia took advantage of social upheaval to prolifically demonstrate their scholarly abilities through medical literature (10). Yet, women struggled to be accepted during the professionalization of medicine, when the field shifted to favor scientific objectivity and rationality (11). Of late, women have never published at the same rate as men; previous studies of authorship and editorship in academic medical literature quantitatively demonstrate a lag in female participation relative to female representation in academic medicine. These studies have mainly focused on the field of internal medicine, with some reports regarding orthopedic surgery, dermatology, family medicine, and radiation oncology (12-79). Concomitantly, despite nearly equal representation of both genders during medical school, female students are less likely to be interested in research or to participate in major research programs. After medical school, there is a further decline in women interested in research, suggesting experiences in medical school have a negative impact on women's relationship with academic work (80).

This contrasts the fact that gender-diverse work environments have been shown to produce higher quality research (81, 82). When women are introduced to project teams, even the men they work with produce higher quality work as measured by amount of citations (81). Therefore, the concern has been raised that the underrepresentation of women in many specialties reflects a wasted opportunity to benefit both genders (83, 84).

To meaningfully modify indicators of gender disparity, one must first document and then strive to understand the reasons for the problem. It was the primary aim of this study to



describe publication performance of women in radiology over the last 35 years, focusing on the three major radiology journals. The secondary aim was to evaluate if women are more likely to have female mentors based on first and last authorship of publications.

## Materials and Methods

Crystal Lynne Piper was responsible for development of the hypothesis, procedures, methods, database, data collection & management for this study. Her work was critiqued and advised by the co-authors of this project: Dr. Howard Forman, Dr. Christoph Lee, and Dr. John Scheel. Two colleagues in addition to Crystal contributed to data collection.

Three major radiology journals published in the United States were included in this study: *Radiology*, *Academic Radiology*, and *The American Journal of Roentgenology*. Journals were chosen based on journal impact factor (6.3, 1.9, 2.9 respectively in the Journal Citation Reports of 2014) and expert opinion that they were general radiology journals covering the entire discipline (not subspecialty).

To examine gender variance and trends in gender variance among authors of original research articles and invited editorials, we extracted data for calendar years 1978, 1988, 1998, 2008, and 2013. We restricted our analysis to first and last authors with M.D. degrees from U.S. institutions, as documented in the publication. Only non-editorial board members were included in our analysis.

Gender was determined by inspection of his or her first name. For cases where author's gender was not determinable by first name, we performed Google searches and made phone calls to colleagues at their institution. For *The American Journal of Roentgenology*, we also used Google searches to determine academic degrees.

We obtained data on female participation in academic medicine and radiology residencies from the American Association of Medical Colleges. Resident data was not available for all years of interest and therefore previously published data from similar years were used (3, 6, 85).

### **Statistical Analysis**

We tabulated and graphed data using Microsoft Excel (2010 Microsoft Corporation, Microsoft Excel, Version 14.4.8, Redmond, Washington). We used logistic regression in SPSS (IBM Corp. Released 2013. IBM SPSS Statistics for Mac, Version 22.0. Armonk, NY: IBM Corp) to examine trends in gender of authors over time (significance if  $p < 0.05$ ). We used the chi square test for independence to find the relationship between first and last authors gender to see if women tend to publish with other women.

### **Results**

A total of 4214 authors of original articles and editorials who held M.D. degrees and were publishing from U.S. institutions were identified in *Radiology*, *Academic Radiology*, and *The American Journal of Roentgenology* during 2013, 2008, 1998, 1988 and 1978. Of these 4214, 2198 were first authors and 2016 were last authors. The gender of the author was determined for 99.2%. Overall, 22.0% of publications had female first authors, and 13.8% had female last authors. An analysis of the data according to year

demonstrated that the number of articles published by female radiology investigators has increased in the last 35 years (figures 2a-d). The proportion of original research and editorials written by females with M.D. degrees as first authors has increased from 8.33% to 32.35%. Likewise, the proportion of original research articles and editorials whose senior authors were women with M.D. degrees increased from 6.54% to 21.90%.

We also collected and analyzed the work done by authors from the same sources and years who did not have M.D. degrees. The proportion of articles by female non-M.D. first author investigators increased from 3.95% to 45.92% and the proportion of articles by female non-M.D. last author investigators increased from 17.24% to 31.18%, though to a lesser degree compared to those with M.D. degrees.

To approximate change over time, we fit a logistic regression model treating author gender as the outcome and year as a numeric predictor. First authors with M.D. degrees plotted over time became more likely to be female each year (OR = 1.043,  $p < .001$ ). First author non-M.D.s were also more likely to be female over time (OR = 1.075,  $p < .001$ ). The relationship for non-M.D.s is stronger than that for M.D.s; non-M.D.s increased more than M.D.s (OR = 1.031,  $p = .026$ ). Last authors with M.D. degrees plotted over time tended to be increasingly female as well (OR = 1.036,  $p < .001$ ). Last authors without an M.D. were not more likely to be female over time (OR = 1.002,  $p = .804$ ). There is a relatively higher increase in first authorship for non-M.D.s compared to M.D.s, and the increase is lower for last authors compared to first authors. This relationship is

stronger among M.D.s than among non-M.D.s (OR = 1.033,  $p = .003$ ). Across all groups, more articles were authored by women over time ( $p < .001$ ).

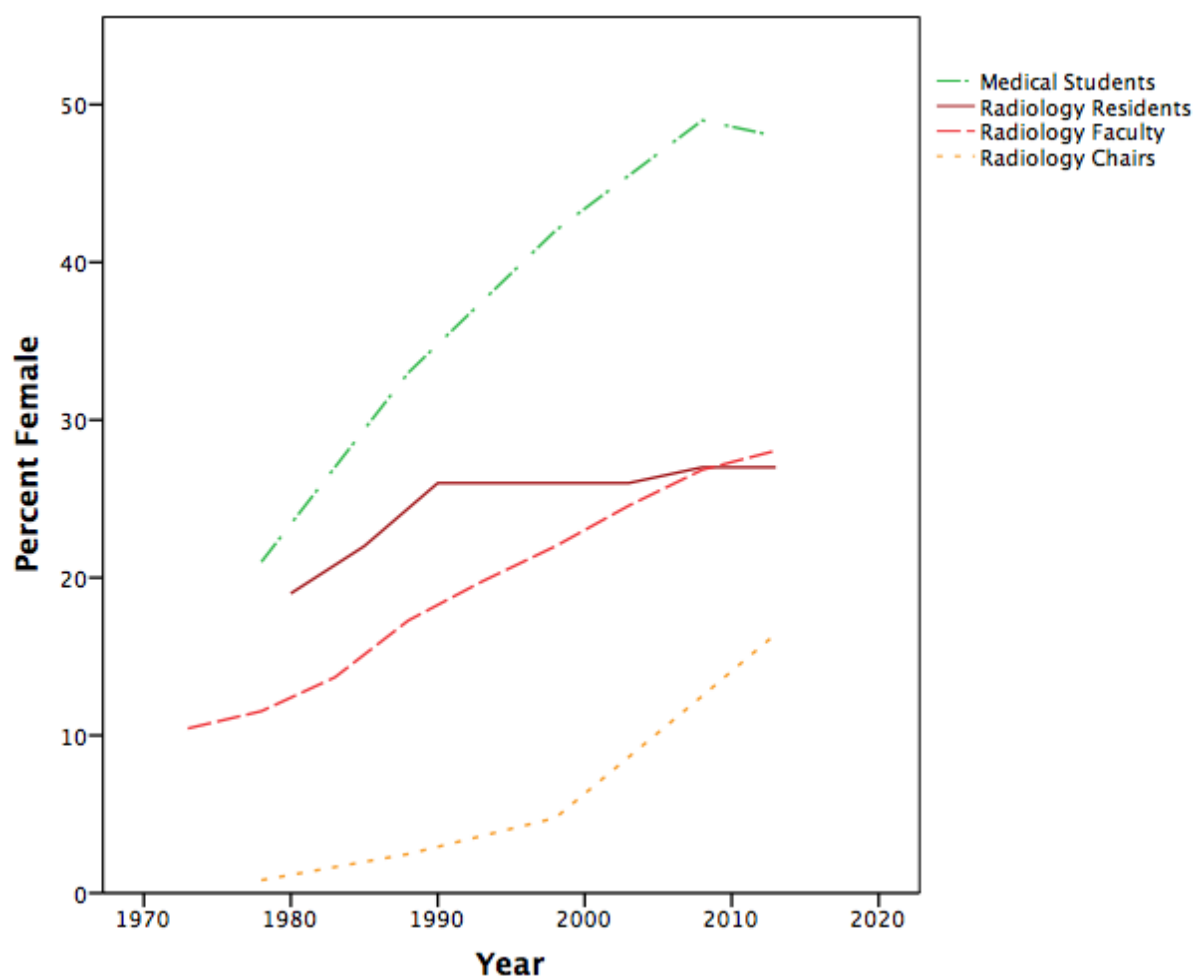
We determined the gender for all 90 guest editorials written by U.S. medical doctorates in 2013, 2008, 1998, 1988, 1978 in *Radiology* and *The American Journal of Roentgenology* and *Academic Radiology*. Overall, 17.1% of first authors were women. In 1978, one female first author of a guest editorial made up the 20.0% women. In 1988, there were 14.7%, in 1998 there were 16.7%, and in 2013 there were 31.3%. However, there were too few total editorials and therefore no statistically significant trend ( $p = .565$ ).

Next, we performed a subgroup analysis for the three radiological journals included in this study. Overall, significant trends of increased female representation were evident for *Radiology* and *The American Journal of Roentgenology* but not for *Academic Radiology* ( $p = .027, .002, .606$  respectively and detailed in table 3). The proportions of first and last authors who were women increased most sharply in the *American Journal of Roentgenology* (slope of 0.61 from 1978-2013). In 2013, in the three major radiology journals, women collectively made up 32.4% of first authors and 21.9% of last authors of original research and editorials.

Last, we analyzed whether women first authors were more likely to publish with female last authors (table 4), using this as a measure of the proportion of women mentored by women. Women represented 22.7% of first and 13.2% of last authors, 19% female first authors published with female senior authors, 11% of male first authors published with

female senior authors. The odds ratio for female first authors compared to male first authors for publishing with women as senior authors was 1.83. Table 4 data and chi square analysis demonstrate a statistically significant association between first author gender and last author gender ( $p < 0.001$ ) which suggests a tendency for men to publish with men and women to publish with women.

**Figure 1: Gender distribution** of Diagnostic Radiology Faculty Members and Residents Compared to Medical School Graduates Over Time. Data from previously published Association of American Medical Colleges Data. (3, 6). “Medical Students” refers to all U.S. medical school graduates; “Radiology Residents” refers to diagnostic radiology residents in the United States; “Radiology Faculty” refers to U.S. diagnostic radiology instructors, assistant professors, associate professors, and full professors detailed in table 2. “Radiology Chairs” refers to chairpersons of departments of diagnostic radiology in the United States.



**Table 2: Percentage of women** in medical school and radiology leadership positions for various years (3, 6, 85).

	Med. Grads	Rad. Residents	Rad. Instructors	Rad. Assist. Profs	Rad. Assoc. Profs	Rad. Profs	Rad. Faculty	Rad. Chairs
1973							10	
1978	21		19	15	9	4	12	1
1980		19						
1983							14	
1985		22						
1988	33		23	25	15	7	17	2
1990		26						
1993							20	
1998	42		33	28	20	11	22	5
2003		26					25	
2008	49	27	35	31	24	17	27	13
2013	48	27	38	31	25	20	28	16



**Figures 2a through 2d: Publications by Female Physicians** who were first and last authors of published original research and guest editorials in radiology journals.

Figure 2a: This figure compares percent of radiology publications authored by women to the percent radiology residents who are women. Recently, female *first* authors in radiology surpassed the percent of female *residents*.

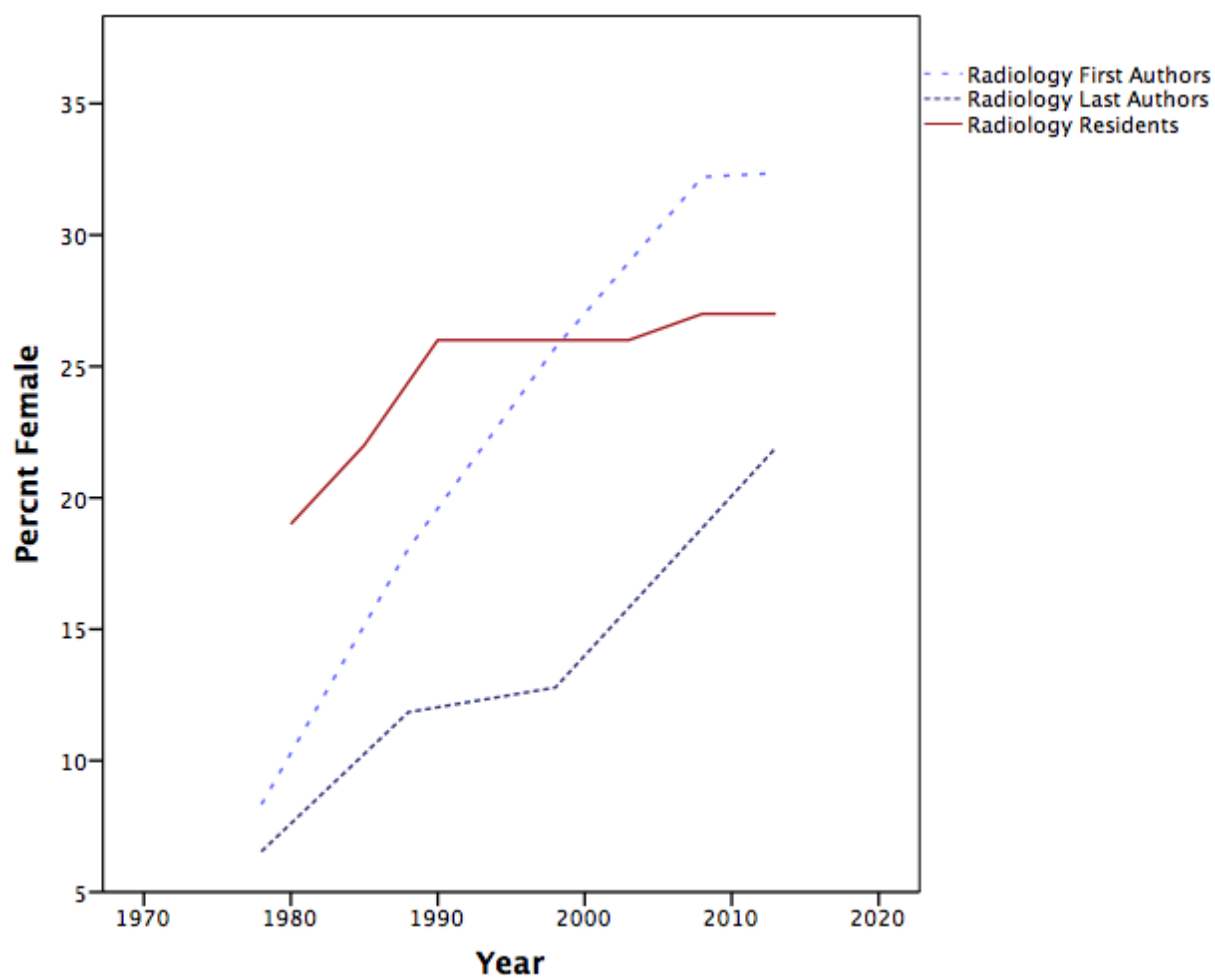


Figure 2b: This chart builds on the above by comparing the proportion of radiology publications authored by women to that of both residents and faculty. While the proportion of female *faculty* has increased to a level comparable to radiology residents, the amount of publications by *senior* female authors remains discordant with their representation in radiology.

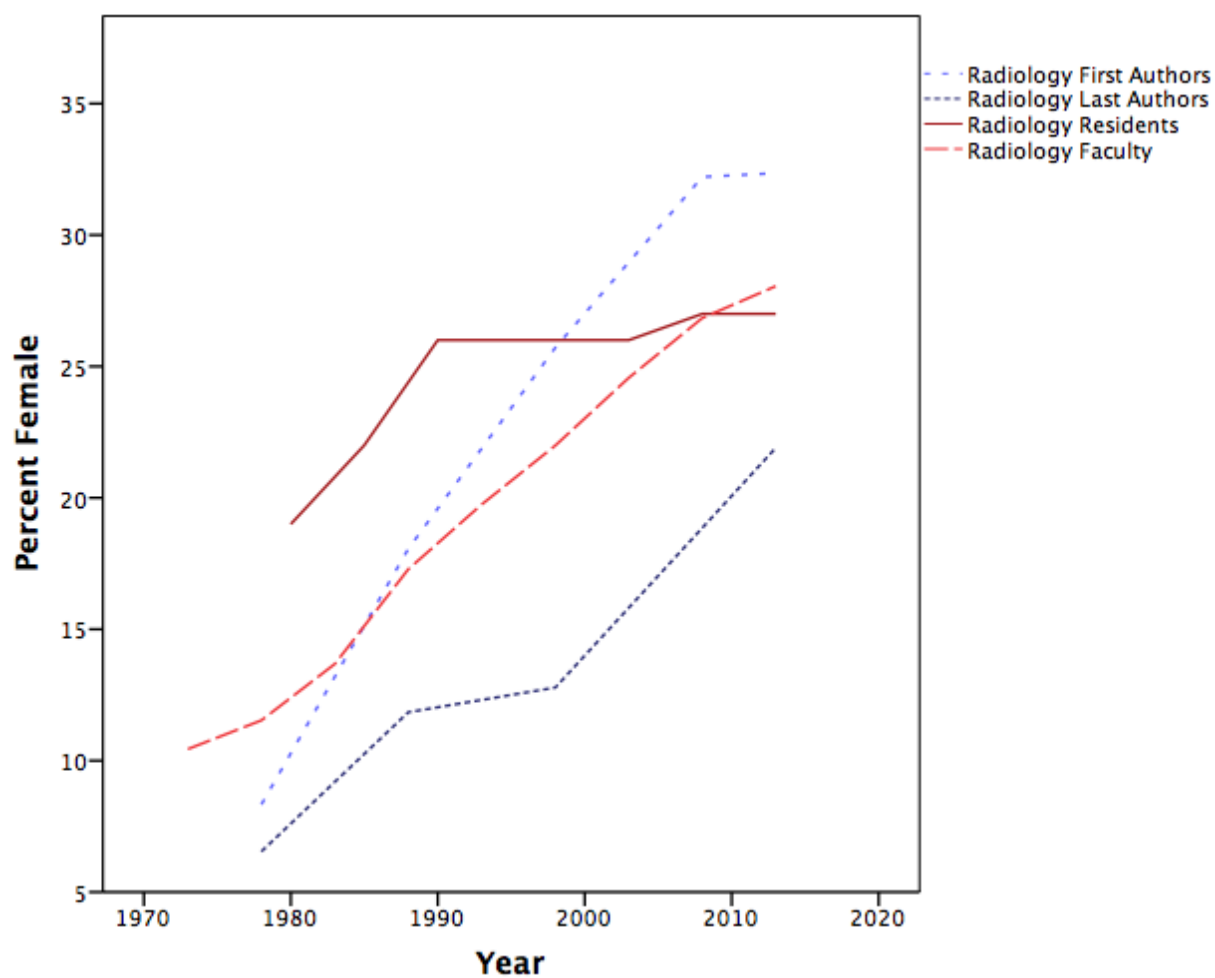


Figure 2c: This figure further adds the proportion of graduating medical students that are female to the comparison of female representation in radiology and radiology authorship. Women are no longer underrepresented in *medical school*, but are far from represented in the *field of radiology*.

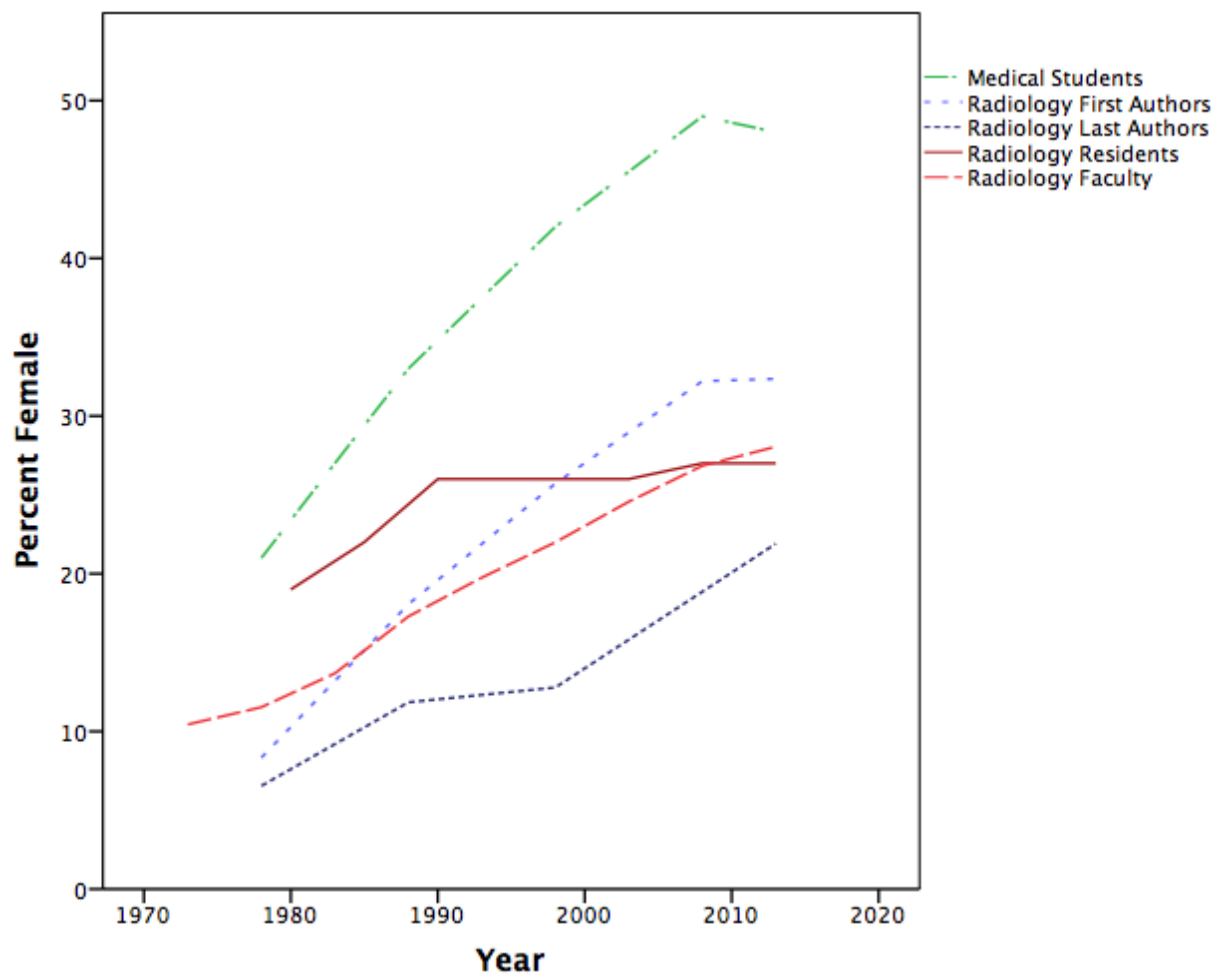
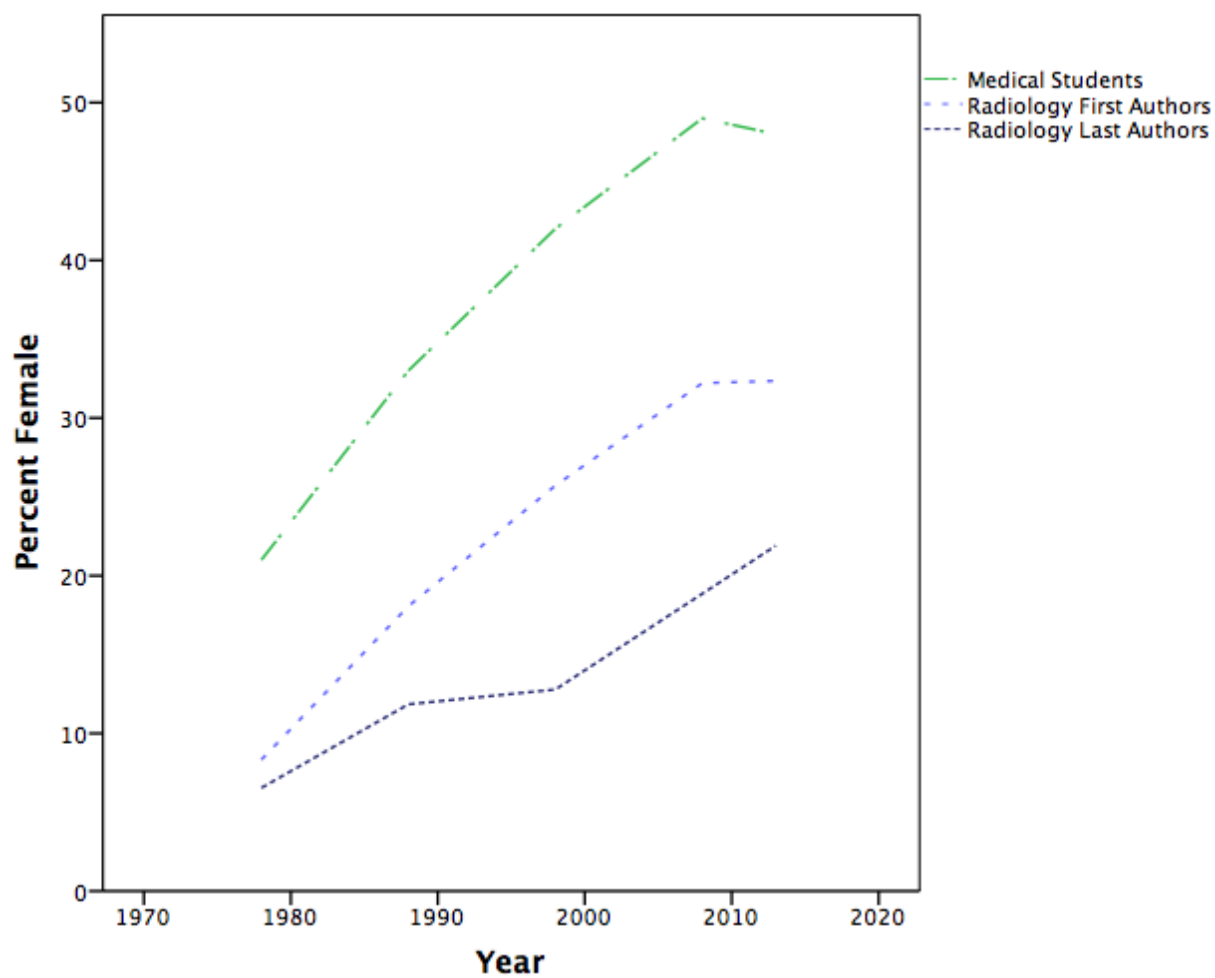


Figure 2d: This figure simplifies the above by displaying only the lines depicting proportions of women graduating from medical school compared to radiology publications authored by women. The increase in female *first* author publications is similar in shape to that of *medical student graduates* (slope = 0.79 and 0.70, respectively).



**Table 3. Representation of Female Physician-Investigators among First and Last Authors of Published Original Research and Editorials in 3 U.S. Radiology Journals.**

		1978	1988	1998	2008	2013	Slope	P Value	CI Lower	CI Upper
<i>Medical School Graduates</i>										
	Total	14391	15919	15958	16168	18157				
	Female	3085	5215	6650	7969	8721				
	Percent Female	21.4%	32.8%	41.7%	49.3%	48.0%	0.7929	<b>0.0045</b>	0.4674	1.1184
<i>Overall Authors</i>										
<i>First Author</i>	Total	420	692	420	326	340				
	Female	35	125	108	105	110				
	Percent Female	8.3%	18.1%	25.7%	32.2%	<b>32.4%</b>	0.7034	<b>0.0023</b>	0.4729	0.9338
<i>Last Author</i>	Total	382	591	399	297	347				
	Female	25	70	51	56	76				
	Percent Female	6.5%	11.8%	12.8%	18.9%	<b>21.9%</b>	0.4142	<b>0.0038</b>	0.2535	0.5750
	Percent Female	7.5%	15.2%	19.4%	25.8%	27.1%	0.0056	0.0007	0.0044	0.0068
<i>Editorials</i>										
<i>Total</i>	Total	5	34	15	12	16				
	Female	1	5	1	2	5				
	Percent Female	20.0%	14.7%	6.7%	16.7%	31.3%	0.2182	<b>0.5652</b>	-0.8594	1.2958
<i>Radiology</i>										
<i>First Author</i>	Total	219	461	202	139	113				
	Female	21	81	48	41	28				
	Percent Female	9.6%	17.6%	23.8%	29.5%	24.8%	0.4931	<b>0.0273</b>	0.1046	0.8817
<i>Last Author</i>	Total	203	375	183	124	120				
	Female	11	44	21	17	24				
	Percent Female	5.4%	11.7%	11.5%	13.7%	20.0%	0.3338	<b>0.0301</b>	0.0607	0.6069
<i>Journal Total</i>	Percent Female	7.6%	15.0%	17.9%	22.1%	22.3%	0.4133	<b>0.0049</b>	0.2384	0.5882
<i>American Journal of Roentgenology</i>										
<i>First Author</i>	Total	201	231	175	146	163				
	Female	14	44	50	47	63				
	Percent Female	7.0%	19.0%	28.6%	32.2%	38.7%	0.8504	<b>0.0022</b>	0.5747	1.1261
<i>Last Author</i>	Total	179	216	172	129	158				
	Female	14	26	24	28	29				

	Percent Female	7.8%	12.0%	14.0%	21.7%	18.4%	0.3530	<b>0.0206</b>	0.1028	0.6031
<i>Journal Total</i>	Percent Female	7.4%	15.7%	21.3%	27.3%	28.7%	0.6085	<b>0.0007</b>	0.4735	0.7435
<i>Academic Radiology</i>										
<i>First Author</i>	Total			43	44	64				
	Female			10	17	19				
	Percent Female			23.3%	38.6%	29.7%	0.3133	<b>0.6056</b>	-5.2679	5.8944
<i>Last Author</i>	Total			44	46	69				
	Female			6	11	23				
	Percent Female			13.6%	23.9%	33.3%	0.6787	<b>0.1051</b>	-0.7575	2.1150
<i>Journal Total</i>	Percent Female			18.4%	31.1%	31.6%	0.4989	<b>0.1924</b>	-1.4775	2.4753

**Table 4. First Author Gender by Last Author Gender Cross-tabulation, Pearson Chi Square**  
 Analysis of First and Last Author Gender. This figure demonstrates that according to chi square analysis, there is a statistically significant association between first author gender and last author gender ( $p < 0.001$ ) -- there is a tendency for men tend to publish with men and women to publish with women.

			Last Author Gender		Total
			F	M	
First Author Gender	F	Count	76	321	397
		% of Total	4.3%	18.3%	22.7%
	M	Count	155	1200	1355
		% of Total	8.8%	68.5%	77.3%
Total		Count	231	1521	1752
		% of Total	13.2%	86.8%	100.0%

## Discussion

This is the first study to show the underrepresentation of women as senior authors in radiology research. There has been a significant increase in the proportion of articles published by women in radiology as first and last authors over the last 35 years.

However, the number of faculty and senior authors is disproportionate to the number of women in academic radiology. Encouragingly, the number of radiology articles first-authored by women is now appropriately, if not overly, representative.

This study is also the first of any specialty to analyze the relationship between first and last author as a proxy for mentorship.

Data from the Association of American Medical Colleges indicate that a relatively small percentage of female faculty members serve as professors and role models for the large number of both male and female residents in radiology (figure 1 and table 2). The cumulative trends over time were depicted by curves comparing the increase in female representation among radiology authorship, radiology residents and students enrolled in medical school (figures 2a and 2b). Table 4 demonstrates that there is a statistically significant association between first author gender and last author. That is, there is a tendency for men to publish with men and women to publish with women. The phenomenon of underrepresentation of women in academic medicine is likely a multifactorial problem, and may be due to a combination of subtle gender bias, discrimination, and lack of mentorship. In order to benefit from the best of both genders, a multi-faceted



approach should be taken addressing all of these aspects.

Our data supports many other similar data analyses, which demonstrate that women are not as academically productive as their male counterparts. Yet, it has been shown that they have the same ability (86) and therefore the premise of this apparent contradiction deserves sound investigation. Interestingly, minorities in general (underrepresented racial/ethnic minorities) are less likely to participate in research; which has been linked to the underrepresentation of minorities among faculty (87). In a landmark study conducted by Moss-Racusin *et al.* (88), the authors performed a psychological experiment on faculty at leading U.S. universities by giving them identical student application materials.

Applications were randomly assigned a male or female name. The faculty, regardless of their own gender, rated male applicants as significantly more competent and worthy of hire compared to identical female applicants. The faculty also recommended offering higher starting salaries and career mentorship to the male applicants. This experiment supports several observational studies which show that women in the sciences earn a lower salary for the same job and have a more difficult time achieving academic rank (89, 90). Low female participation in certain disciplines has been linked to those that require greater amounts of financial support (82). Male gender has been associated with an increased likelihood of receiving federal grants (91). Interestingly, our data show that women authorship is not significantly increasing in *Academic Radiology*, a journal mostly comprised of basic science reports which are more likely to have grant funding. Further, evidence supports that the gender of editorial board members affects their peer-review habits (17, 92) and that notable bias exist among reviewers (93-95). Budden *et al*

(2007) found that simply blinding reviewers of author gender significantly increased the number of accepted papers first-authored by women (96).

Some studies hypothesize that when women take risks by choosing fields with lower job security (for example, the field of ecology offers few jobs to graduating students) or where they are severely underrepresented (e.g. surgery), they tend to out-perform their male counterparts in terms of numbers and impact of publications. Women's higher level performance in these fields may reflect self-selection of certain personality types that are able to overcome the barriers affecting other women.

It may be that both lack of grant funding and bias of editorial boards limit the number of publications by women. In addition to these setbacks, women also experience less mobility in leadership (82, 97). It has been speculated that discrimination against women is in part responsible for their lag in leadership roles in academic medicine and the sciences in general, even when academically productive (97). In 2006, women held zero percent of top research leadership positions at the Veterans Administration and held only 27% at the National Institutes of Health (98). Wenneras *et al.* (1990) found that in order to be evaluated as similarly competent when applying for research grants in Sweden, women had to be 2.5 times more productive than their male counterparts (99).

Consequently, in order to have a successful academic career as a female researcher, one needs to out-perform male colleagues. This, is in addition to the traditional psychosocial pressures women in the workforce face perhaps more than men (i.e. childcare), characterize discrimination against women. Magnavita *et al.* (2013) recently published

that female radiologists experience less control over their work and receive fewer rewards for work similar to their male counterparts. Women felt less satisfied by their jobs as radiologists, and were more likely to suffer from anxiety and depression than their male peers (100). Thus, the field of radiology and possibly other specialties as well, may not be creating healthy working environments for both genders. In doing so, radiology may be missing out on some of the best medical school graduates and may not be realizing the true academic potential of female colleagues.

It is important to document specific gender discrepancies in the field of radiology, as we do here, with the ultimate aim of determining root causes and catalyzing program reform. It is unlikely the subject-matter of radiology that makes the field inhospitable to women, so one is left to speculate what factors unique to radiology make it particularly sociologically unattractive.

A popular belief that the female mind is intrinsically different from the male and fixed as such with little regard to social construction was coined the “Different Voice View” as a result of Carol Gilligan’s book from 1982, *In a Different Voice: Psychological Theory and Women's Development* (101). This limiting and narrow reductionist’s perspective is balanced by what might be termed the “Perfect Storm View”, which purports that things such as constant social pressure on women to hide aptitude and generate self-doubt push women to self select certain lifestyles over others (102). Therefore, the differences between women and men are inconstant, changeable and constructed by both social and biological factors (103). There is ample work supporting women’s ability to perform in

the same disciplines and at the same level as men and also descriptions that show discrimination to be a more compelling reason for why women occupy fields of medicine disproportionately. The very concept of gender is a construction, an idea, and has been critiqued as being a hurtful binary partitioning of people into groups, which serve only to create a sexual hierarchy that is ultimately the premise of inequality and discrimination (104).

There are two reasons why gender parity is important: 1) having women in science makes medicine better and 2) we have a moral obligation to ensure it. In support of the first point, not only is the research produced by gender-diverse teams better quality, but it also asks better scientific questions based on the diverse perspectives offered by women (81, 82). Women's status as relative newcomers to the field of medicine enables them to see the field and its practices with a less entrenched perspective, which in turn enables them to identify challenges within the field and develop mutually beneficial solutions even more so than their male counterparts. A good example of a mutual benefit would be paternity leave given as a by-product of women asking for maternity leave. This would be a fantastic change in the field, one that men would appreciate as much as women. Further, research choices are biased to one's own gender and research into women's issues may be underrepresented if women are underrepresented (105). However, this general kind of reasoning, which argues that gender parity is justified by consequentiality – that we need more women in science because it will lead to better -- truer -- scientific conclusions is flawed when followed to its conclusion. It suggests that morality can be judged solely on outcome. *Consequentialist* reasoning entails that results justify the

means, even if the means may be considered immoral. This approach contrasts with deontological ethics (reason 2 above), which places a value on justice and fairness. Gender parity in medicine is necessary both because it produces better research and also because it is just and fair.

One study found twelve men between 1999-2004 who published over 30 articles. However, no women during that time had more than 3 published papers; thus illustrating a productivity gap which keeps science male-driven despite increasing numbers of female participants (106). Analyses such as this demonstrate a puzzle begging to be solved: what is the glass-ceiling (107) and how do we get women equal opportunity and representation in science and medicine? In 1998, it was suggested that differences in motivation and reasons for pursuing a career in medicine might be gender-related. The same article asked that we also consider harassment, institutional support, and family obligations as explanations for women's decreased rate of publication (108). Even greater financial debt upon graduation has been linked to female medical students (5). A more recent study found less sexual harassment and no correlation between gender, motivation, and mentoring, but did find that women have more family responsibilities. However, taking many of these factors into consideration, and at all levels of productivity, women were still slower than men to increase their salary and advance their careers (109).

Women have been shown to have fewer invitations to write but equal numbers of presentations (110). This suggests that while they are clearly substantive enough to present research in equally weighted numbers, they are not getting the voluntary

opportunities that are handed out by colleagues, rather than more clearly earned by content. Although it has been shown many times that publishing is imperative to advancement in academic medicine and that this may be an important factor to consider when attempting to ensure equal opportunity, female surgeons have been shown to self-report fewer numbers of publications while research showed that they actually published more than men, had the same number of "high quality" projects -- such as randomized controlled trials -- and had similar amounts of funding. Therefore, their delinquent advancement to leadership roles in surgery could not be explained simply in terms of numbers and productivity (97).

The Implicit Association Test, which looks for subconscious associations between words, found that female names are less likely to be associated with proactive, self-reflecting, self-regulating, non-reactive qualities that are logical and goal oriented. This unconscious bias against women because of assumed implicit stereotypes generates discrimination of women. They may not be held to the same expectations and they may not be considered for leadership roles (111, 112). Similarly, a Swedish study showed that when women publish qualitative, rather than quantitative work, they get better ranks, especially from other women (94). Women can be as responsible as men for perpetuating opportunity-limiting biases about women.

Our study looked at last authors as a proxy for mentors of the first authors on manuscripts. Previous studies have suggested that humans tend to view the work of people similar to themselves more favorably than the work of strangers and simply

knowing more about an author makes their work more favorable (92, 94). Therefore, the tendency to work with kinsmen may explain the development of a glass-ceiling for minorities. We did the chi square analysis demonstrating that women tend to work with each other because lag in publication rates and limited advancement of women may be a result of gender-biased mentorship; men in the sciences may have better and more mentorship than women (113). Mentorship is thought to be one of the most crucial activities enabling academic career advancement, especially for women (114, 115).

Wenneras *et al.* (1990) also showed that, when being judged as competent (“competence score” determined by peer-reviewers based on authors curriculum vitae, bibliography and research proposal), having an affiliation with a committee member (perhaps a proxy for an important mentor) could compensate for the bias implicit in gender (99).

Interestingly, women tend to be evaluated more fairly when they make up at least 25 percent of a group (116). At this level and above, women are less likely to be stereotyped and the perception of the job itself changes. Leadership, for instance, becomes a human trait rather than a male trait (116). The field of radiology, with a flat line of 27 percent female residents in both 2008 and 2013, hovers close to an environment that may be less fair to women. In 2001, chairmen still felt that the core reasons for the lack of female leaders in academic medicine was primarily due to stereotyped gender roles, sexism at work, and a void of mentors (114). Clearly, the gender gap is neither driven by lack of interest in the field nor ability to perform in the field. Rather, gender discrepancy may be more related to women’s *perception* of happiness, satisfaction, and respect in the field, and ultimately to whether the field of radiology is healthy for high performing women.

The field of radiology will benefit from the types of perspectives and work that women bring to their careers.

How can radiology begin approaching a solution to this problem? Including women in academics opens doors for other qualified women. When women were included on selection committees of NIH Pioneer Awards, the number of women awardees increased from zero to 50 percent, which argues against the notion that women are less interested in scholarly endeavors in fields such as radiology (117). The same argument has been used to explain the low rates of women in sports before title IX, yet there has been a 10-fold increase in female participation in sports since (98). An analysis that found few women in science at the VA hospitals in 2012 asked that we consider the possibility of an unconscious bias that devalues women in our culture as a whole (98) and noteworthy scientists have described discrimination as being the main reason for stunted advancement of women in the sciences (117).

Evidence that women can be as productive as men in math and engineering research was presented by McGregor *et al.* (2008) with a discussion hypothesizing a tendency for women to collaborate and publish with other women (118). Our cross-tabulation demonstrates that women do, indeed, tend to work with one another. This could be explained by a general propensity to work with others with whom one can relate on a personal level. Therefore, women might tend to work with women, men with men, and people from similar ethnic and national origins might choose to collaborate with each other. This phenomenon could account for the "glass-ceiling" that minorities often feel.



Another possibility is that women are not invited to work with men and therefore are left to work with each other. If women have a more difficult time joining project teams, this would explain why there are fewer publications by women. Future research could explore this by seeing if women tend to work with women of non-M.D. degrees more than men. Perhaps women are forced to work within their gender and therefore must find peers outside of their field for collaboration. In support of this possibility, Taira *et al.* (2008) found that in surgical literature, female first authors were less likely to have a medical degree (97).

This topic lends itself well to a discussion of mentorship and the importance of mentorship for deconstructing social constraints. Rather than interest and aptitude, career path decisions are most distinctly influenced by colleagues (119). Our results suggest that women tend to publish with other women. This can be explained in two possible ways: (1) Women prefer to work with each other, or (2) women are not invited to work with men and so are left to work with each other. While further work will be needed to determine the true nature of this observation, we do know that mentoring of women does not necessarily need to come from other women. Women can be participants in the discrimination of women and the perpetuation of gendered biases similar to men (84, 120). Actually, it may be beneficial for women to be mentored by men (121) and, therefore, our findings that demonstrate women's tendency to publish with other women may indicate an opportunity for men to become better mentors of women. Women need to be mentored for leadership roles, encouraged to participate on committees, panels, and expert task forces. Women especially need to be mentored as abstract graders and journal

reviewers (7). Mentorship does increase research productivity (122) and can be formalized and evaluated without being forced and assigned. Chairmen are encouraged to provide lists of good mentors to the mentees so that mentees can “shop” for the most suitable relationship (123).

Mentors do not have a formal definition or rubric to follow; a 2006 systematic review of mentorship concluded that we are in need of more practical recommendations on mentoring (124). More recent literature describes mentors as playing a useful role in manuscript and grant application review; mentors both edit manuscript and help with career planning (125). Mentors serve as role-models, facilitate networking, and provide advice on appropriate career progress (123). Donovan *et al.* (2010) spoke directly to the field of radiology about the benefits of mentoring. She suggests mentoring can effectively ameliorate the female-specific problems that Magnavita *et al.* (2013) brought to our attention: decreased research productivity and decreased job satisfaction (100). Mentoring has been shown to increase not only the number of publications, but also the h- and m- indices and citations (126).

Donovan (2010) also noted that female radiologists often have a difficult time finding mentors, but also reassuringly reported that program directors in radiology agree that mentorship will help their female members pursue academics and leadership. Notable examples include Stanford University's Radiology Department, which published their description of a highly rated mentorship program in *Academic Radiology* (127). Similarly, the Beth Israel Deaconess Hospital Radiology Residency program director

published bulleted lists of recommendations on how to become and connect with a successful mentor (128). Mainiero *et al.* (2007) warn that mentoring will safeguard the future of radiology, and suggests that program attention, by way of seminars, workshops, and courses on mentoring might be beneficial. Workshops and structured evaluations can also increase research productivity (123). Zerzan *et al.* (2009) speaks to the mentee, through a useful checklist to facilitate mentor relationship management.

Another way to help women overcome biases and barriers in academia is to create formal writing groups. A recent writing group at the University of Pennsylvania School of Medicine that focused on teaching women how to approach scholarly work was able to increase publication productivity 3-fold in participants (113). Certainly, this reinforces the need for specific and sometimes didactic mentoring that helps women develop the same skill sets perhaps more often given casually to their male classmates (112). The Yale Psychiatry Program developed a course for residents that addresses these issues in a very formal rubric. The course was well received by the participants and provides a viable model for other programs (129).

Thoughtful interventions, such as the one done by Dr. Valantine *et al.* (2014) at Stanford University, have proven extremely successful when measured. When formal interventions within diversity and leadership were implemented in 2003, satisfaction of women faculty increased from 48% to 71% in 2008 and the number of women faculty grew by 74%. Noteworthy components of this intervention included: it was not directly targeted at women; it explained the link between diversity and excellence; it discussed

strategies for avoiding “cognitive errors” and gender bias when evaluating candidates; it gave unrestricted funding for protected research time so that family-career balance could be achieved; and it had skill-building classes that taught faculty how to write. The only part of the intervention that was restricted to women only was a networking group (130).

An often-broached topic related to the career choices of women is the impact of family (131). Although comfortably discussed in gendered discussions, this may become an un-gendered topic as more women obtain leadership roles and parenthood becomes a more equally shared responsibility. However, at this time, there is some evidence to support that women may lag in productivity during child-rearing years and then try to “catch up” later (132). Interestingly, this seemed to be associated with women producing fewer but higher quality publications. The publication of this analysis was coupled with a concern that the h-index, which mostly measures number of publications, could serve an injustice to female scientists.

Social conditioning of women may be responsible for their different approach to the world of academics. Lack of confidence has often been associated with women when they are a minority. For instance, women are more likely to give poster rather than oral presentations (133) and feel less confident even while outperforming their male counterparts (134). Virginia Valian believes that “simply raising expectations for women in science may be the single most important factor in helping them make it to the top” (116).

In conclusion, academic radiology may be neglecting women in medicine and losing a valuable resource. Not only do women now make up a large percentage of the "best and brightest" (135) medical students, they may also offer diverse perspectives that enhance the field of medical science (7). Further, it is simply unethical to allow bias and discrimination to keep anyone from achieving their full academic potential. Based on current information, the best initial solution to this problem is to ask those in leadership roles to self reflect on the gender representation of journal editorial boards, professorship, and leadership roles and to determine whether both genders are recruited in comparable numbers and evaluated based on performance (7). Famously, the 1970's writer Dorothy Dinnerstein, admonished that:

The most potent sources of sexual conservatism (sexual arrangements where there is a division of responsibility, opportunity, and privilege between male and female humans) are buried in the dark, silent layers of our mental life: it is the burial that keeps them potent. To articulate them openly, to see them in the light of full awareness, is a necessary condition for growth toward liberty – away, in other words, from tightly, coercively predefined modes of feeling and action – between women and men. (136)

Simply bringing awareness to the problem of gender bias in radiology will help decrease its power (137). But most proactive for initially approaching this multifaceted problem is the implementation of high quality, unbiased mentorship in the effort to keep medicine a moral endeavor, grounded in ethics.

## **Limitations**

Limitations of this study include the possibility that a traditionally gendered name was not assigned to a person of that gender; there are likely some errors of assumption in our data collection. We assume the last author is the senior author. We only included M.D. degrees in our analysis, we excluded European equivalents and D.O. degrees. We did not consider corresponding authors. It is possible that non-radiologists published in radiology journals and therefore affected our generalization that these authors are representative of the specialty. We counted every article, not every author; therefore it is possible, though very unlikely, that particularly prolific authors weighted their gender. We only looked at three radiology journals, not all journals in the field. Some specialties may be better at recruiting women, for instance Breast Imaging may have more female authorship.

## **Future Directions**

In the future, it would be interesting to compare editorial board gender profiles to this work. Of note, the proportion of authors who were women increased most sharply in *AJR* (from 7.0% and 7.8% in 1978 to 38.7% and 18.4% in 2013 for first and last authors, respectively) compared to the other two journals studied here. It would be interesting to see if the editorial board gender profiles correlate to this observation. We included guest editorials in our analysis because they require invitation and, therefore, are an indicator of prestige. There were too few total guest editorials in our data set to find any statistically

significant relationship between the proportions of female authors and time (in 1978, 20.0% of physician authors of guest editorials were women compared to 31.3% in 2013). This could be analyzed again with more data. It would also be interesting to see the distribution of types of degree within the non-M.D. designation. Future work should also be dedicated to determining the reasons why the field of radiology in particular is less attractive and hospitable to women. Our data show an encouraging increase in the number of articles first-authored by women. This will be an interesting figure to monitor with hope that 10 years or so from now, those responsible authors will move up the ranks in radiology and become senior authors. Thus, we eagerly anticipate that within approximately a decade, the lag of senior authorship will disappear. Following, we would expect women to qualify and occupy more senior faculty positions, which in turn may help attract medical students to the field. It is possible however, that the increase in radiology publications first-authored by women is simply a by-product of more women being in medical school, which is supported by the shapes of the curves in figure 2d. It is possible that physicians in training participate in radiologic research but still reject the residency training. Regardless, the participation of young women on research teams in the field of radiology provides them with exposure to the field and therefore gives the field of radiology a chance to show how it is and how it can change.

### **Exemption and Conflicts of Interest**

This study was approved by the Yale University Human Investigation Committee (HIC) for exemption from Institutional Review Board (IRB) review (HIC protocol # 1412015059) on January 7, 2015.

We have no conflicts of interest to report.

## **Acknowledgements**

The authors thank Dr. Ines Kurjakovic and Jeremy Pustilnik for their contributions to the process of data collection, as well to Lawrence Staib, PhD, Kevin Callender, Sara Burke and Zhihao Zhang for their statistical consultations. I, Crystal Lynne Piper, acknowledge the Yale Department of Diagnostic Radiology for supporting and reviewing my work. I also thank Gayle Sirkin for her psychoanalytical perspectives; Justin D'Ambrosio for his philosophical guidance; Molly Laas for the historical references; Amanda Houpt, Dr. Shirley McCarthy & Dr. Constance Weismann for writing assistance; and Librarian Janis Glover for literature search education and general support. I most sincerely thank Dr. Howard Forman, Dr. Christoph Lee, and Dr. John Scheel for being my mentors; they offer examples to emulate.



## References:

1. Byrne JJ. Lengthening shadows. *N Engl J Med*. 1981;305(18):1051-9.
2. Tuchman A. *Science Has No Sex: The Life of Marie Zakrzewska, M.D.* University of North Carolina Press; 2006.
3. AAMC data book: statistical information related to medical schools and teaching hospitals / Association of American Medical Colleges. *Association of American Medical Colleges*. 2014:Table B12.
4. Nonnemaker L. Women Physicians in Academic Medicine — New Insights from Cohort Studies. *N Engl J Med*. 2000;342(6):399-405.
5. Andriole DA, and Jeffe Db Fa - Andriole DA. The road to an academic medicine career: a national cohort study of male and female U.S. medical graduates. *Acad Med*. 2012;87(12):1722-33.
6. Rowley BD, Baldwin DC, Jr., and McGuire MB. Selected characteristics of graduate medical education in the United States. *Jama*. 1991;266(7):933-43.
7. Wenger Nk Fa - Wenger NK. Women in leadership positions in the medical academic enterprise: what are the next steps? *Arch Intern Med*. 2008;168(5):449-50.
8. Klingensmith ME, and Anderson Kd Fa - Klingensmith ME. Educational scholarship as a route to academic promotion: a depiction of surgical education scholars. *Am J Surg*. 2006;191(4):533-7.
9. Payton FC. Making STEM Careers More Accessible. *Black Issues in Higher Education*. 2004;21(2):90-.
10. Denbeste-Barnett M. Publish or perish: the scientific publications of women physicians in late Imperial Russia. *Dynamis*. 1999;19(2):15-40.
11. Morantz-Sanchez RM. *Sympathy & Science: Women Physicians in American Medicine*. University of North Carolina Press; 2000.
12. Ceron-Mireles P, Sanchez-Carrillo CI, Robledo-Vera C, del Rio Zolezzi A, Pedrosa-Islas L, Reyes-Zapata H, Ceron-Mireles B, Ordaz-Hernandez G, and Olaiz-Fernandez Ga Fa - Ceron-Mireles P. [Application of gender perspective in papers published between 2000 and 2003 from four National Institutes of Health journals]. *Salud Publica Mex*. 2006;48(4):332-40.
13. Sigmon ST, Pells JJ, Edenfield TM, Hermann BA, Schartel JG, Lamattina SM, and Boulard Ne Fa - Sigmon ST. Are we there yet? A review of gender comparisons in three behavioral journals through the 20th century. *Behav*. 2007;38(4):333-9.
14. Schiaffino A, Garcia M, Fernandez E, and Grupo Genero y Salud Publica de S. [Authorship and data reporting according to gender in four Spanish biomedical journals]. *Gac Sanit*. 2001;15(3):251-4.
15. Lariviere V, Ni C, Gingras Y, Cronin B, and Sugimoto CR. Bibliometrics: Global gender disparities in science. *Nature*. 2013;504(7479):211-3.
16. Rosenblatt A, Kirk SA, and Koz G. The contribution of women authors to psychiatric and other medical journals, 1951--1975. *Am J Psychiatry*. 1982;139(3):334-8.
17. Wing DA, Benner RS, Petersen R, Newcomb R, and Scott Jr Fa - Wing DA. Differences in editorial board reviewer behavior based on gender. *J Womens Health (Larchmt)*. 2010;19(10):1919-23.
18. Singh PP, and Jatoi A Fa - Singh PP. Do gender-based disparities in authorship also exist in cancer palliative care? A 15-year survey of the cancer palliative care literature. *J Cancer Educ*. 2008;23(3):192-4.
19. Tinjum BE, Getto L, Tiedemann J, Marri M, Brodowy M, Bollinger M, O'Connor RE, and Breyer Mj Fa - Tinjum BE. Female authorship in emergency medicine

- parallels women practicing academic emergency medicine. *J Emerg Med.* 2011;41(6):723-7.
20. Poling A, Durgin A, Bradley KP, Porter LK, Van Wagner K, Weeden M, and Panos Jj Fa - Poling A. Females' participation in psychopharmacology research as authors, editors, and subjects. *Exp Clin Psychopharmacol.* 2009;17(2):105-12.
  21. Mansour AM, Shields CL, Maalouf FC, Massoud VA, Jurdy L, Mathysen DG, Jaafar D, and Aclimandos W. Five-decade profile of women in leadership positions at ophthalmic publications. *Arch Ophthalmol.* 2012;130(11):1441-6.
  22. Schragger S, Bouwkamp C, and Mundt M Fa - Schragger S. Gender and first authorship of papers in family medicine journals 2006--2008. *Fam Med.* 2011;43(3):155-9.
  23. Wilson Sa Fa - Wilson SA. Gender and first authorship: more than just numbers. *Fam Med.* 2011;43(8):593-4.
  24. Heckenberg A, and Druml C Fa - Heckenberg A. Gender aspects in medical publication - the Wiener klinische Wochenschrift. *Wien Klin Wochenschr.* 2010;122(5-6):141-5.
  25. Freidl M, Unger A, Vyssoki B, and Wancata J Fa - Freidl M. [Gender aspects of psychiatric publications]. *Neuropsychiatrie.* 2010;24(4):267-74.
  26. Keiser J, Utzinger J, and Singer BH. Gender composition of editorial boards of general medical journals. *Lancet.* 2003;362(9392):1336.
  27. Yang G, Villalta JD, Weiss DA, Carroll PR, and Breyer Bn Fa - Yang G. Gender differences in academic productivity and academic career choice among urology residents. *J Urol.* 2012;188(4):1286-90.
  28. Kongkiatkamon S, Yuan JC, Lee DJ, Knoernschild KL, Campbell SD, and Sukotjo C Fa - Kongkiatkamon S. Gender disparities in prosthodontics: authorship and leadership, 13 years of observation. *J Prosthodont.* 2010;19(7):565-70.
  29. Eloy JA, Svider PF, Cherla DV, Diaz L, Kovalerchik O, Mauro KM, Baredes S, and Chandrasekhar SS. Gender disparities in research productivity among 9952 academic physicians. *Laryngoscope.* 2013;123(8):1865-75.
  30. Eloy JA, Svider P, Chandrasekhar SS, Husain Q, Mauro KM, Setzen M, and Baredes S. Gender disparities in scholarly productivity within academic otolaryngology departments. *Otolaryngol Head Neck Surg.* 2013;148(2):215-22.
  31. Pashkova AA, Svider PF, Chang CY, Diaz L, Eloy JA, and Eloy JD. Gender disparity among US anaesthesiologists: are women underrepresented in academic ranks and scholarly productivity? *Acta Anaesthesiol Scand.* 2013;57(8):1058-64.
  32. Dragstrem KG, Yuan JC, Lee DJ, Sukotjo C, and Galang MT. Gender equality in orthodontic literature and leadership in the United States. *Orthodontics (Chic.* 2012;13(1):176-83.
  33. Amering M, Schrank B, and Sibitz I Fa - Amering M. The gender gap in high-impact psychiatry journals. *Acad Med.* 2011;86(8):946-52.
  34. Mapp Ce Fa - Mapp CE. The gender gap in Italian Academic Medicine. *Med Lav.* 2009;100(6):403-7.
  35. Kaufman RR, and Chevan J Fa - Kaufman RR. The gender gap in peer-reviewed publications by physical therapy faculty members: a productivity puzzle. *Phys Ther.* 2011;91(1):122-31.
  36. Feramisco JD, Leitenberger JJ, Redfern SI, Bian A, Xie XJ, and Resneck Js Jr Fa - Feramisco JD. A gender gap in the dermatology literature? Cross-sectional analysis of manuscript authorship trends in dermatology journals during 3 decades. *J Am Acad Dermatol.* 2009;60(1):63-9.

37. Shields L, Hall J, and Mamun Aa Fa - Shields L. The 'gender gap' in authorship in nursing literature. *J R Soc Med.* 2011;104(11):457-64.
38. Jagsi R, Guancial EA, Worobey CC, Henault LE, Chang Y, Starr R, Tarbell NJ, and Hylek Em Fa - Jagsi R. The "gender gap" in authorship of academic medical literature--a 35-year perspective. *N Engl J Med.* 2006;355(3):281-7.
39. Sidhu R, Rajashekhar P, Lavin VL, Parry J, Attwood J, Holdcroft A, and Sanders Ds Fa - Sidhu R. The gender imbalance in academic medicine: a study of female authorship in the United Kingdom. *J R Soc Med.* 2009;102(8):337-42.
40. Ljung R. [Gender imbalance. Why so few future (male) reviewers?]. *Lakartidningen.* 2014;111(7):257.
41. Conley D, and Stadmark J Fa - Conley D. Gender matters: A call to commission more women writers. *Nature.* 2012;488(7413):590.
42. Anonymous TIGp. Gender Progress? *Nature.* 2013;504(7479):188.
43. Li SF, Latib N, Kwong A, Zinzuwadia S, and Cowan E Fa - Li SF. Gender trends in emergency medicine publications. *Acad Emerg Med.* 2007;14(12):1194-6.
44. Ahmed AA, Egleston B, Holliday E, Eastwick G, Takita C, and Jagsi R. Gender trends in radiation oncology in the United States: a 30-year analysis. *Int J Radiat Oncol Biol Phys.* 2014;88(1):33-8.
45. Weiss DA, Kovshilovskaya B, and Breyer Bn Fa - Weiss DA. Gender trends of urology manuscript authors in the United States: a 35-year progression. *J Urol.* 2012;187(1):253-8.
46. Safdar B, McGregor AJ, McKee SA, Ali A, Radulescu R, Himelfarb NT, Klein MR, and Mazure Cm Fa - Safdar B. Inclusion of gender in emergency medicine research. *Acad Emerg Med.* 2011;18(2):e1-4.
47. Opgenhaffen M, Vansteelandt K, Germeau P, and Pieters G Fa - Opgenhaffen M. [Increase in the percentage of female authors in the international psychiatric literature since 1970]. *Tijdschr Psychiatr.* 2008;50(7):419-23.
48. van Duursen RA, Hart W, and Overbeke AJ. [Increase of the proportion of women physicians published in the Dutch Journal of Medicine (1948-1998), stable proportion of male physicians]. *Ned Tijdschr Geneeskd.* 2000;144(24):1171-4.
49. Bhattacharyya N, and Shapiro NL. Increased female authorship in otolaryngology over the past three decades. *Laryngoscope.* 2000;110(3 Pt 1):358-61.
50. Bergeron JL, Wilken R, Miller ME, Shapiro NL, and Bhattacharyya N Fa - Bergeron JL. Measurable progress in female authorship in otolaryngology. *Otolaryngol Head Neck Surg.* 2012;147(1):40-3.
51. Halperin EC, Scott J, and George SL. Multiple authorship in two English-language journals in radiation oncology. *Acad Med.* 1992;67(12):850-6.
52. Galley HF, and Colvin La Fa - Galley HF. Next on the agenda: gender. *Br J Anaesth.* 2013;111(2):139-42.
53. Eriksson B, and Johansson Ee Fa - Eriksson B. [Old gender patterns still used when physicians are pictured in medical journals. Male physicians are portrayed as active leaders, women physicians as listening, compassionate]. *Lakartidningen.* 2005;102(40):2840-2, 4.
54. Okike K, Liu B, Lin YB, Torpey JL, Kocher MS, Mehlman CT, Bhandari M, and Biermann JS. The orthopedic gender gap: trends in authorship and editorial board representation over the past 4 decades. *Am J Orthop.* 2012;41(7):304-10.
55. Lee DL, Rosen AD, and Burns V. Over a half-century encapsulated: a multicultural content analysis of the Journal of Counseling Psychology, 1954-2009. *J Couns Psychol.* 2013;60(1):154-61.

56. Baumann Bm Fa - Baumann BM. Overly optimistic emergency medicine gender trends? *Acad Emerg Med*. 2008;15(5):490; author reply -1.
57. Sturmer G, Viero CC, Silveira MN, Lukrafka JL, and Plentz Rd Fa - Sturmer G. Profile and scientific output analysis of physical therapy researchers with research productivity fellowship from the Brazilian National Council for Scientific and Technological Development. *Braz J Phys Ther*. 2013;17(1):41-8.
58. Eloy JA, Mady LJ, Svider PF, Mauro KM, Kalyoussef E, Setzen M, Baredes S, and Chandrasekhar SS. Regional differences in gender promotion and scholarly productivity in otolaryngology. *Otolaryngol Head Neck Surg*. 2014;150(3):371-7.
59. von Wichert P. [Representation of women in German medical research. Editorial]. *Med Klin*. 2001;96(3):172.
60. Jagsi R, Tarbell NJ, Henault LE, Chang Y, and Hylek Em Fa - Jagsi R. The representation of women on the editorial boards of major medical journals: a 35-year perspective. *Arch Intern Med*. 2008;168(5):544-8.
61. Lesi OA, Orenuga OO, Roberts A, and Abudu Oo Fa - Lesi OA. Research productivity of junior academic staff at a tertiary medical college in south west, Nigeria. *Niger*. 2009;19(2):119-24.
62. West JD, Jacquet J, King MM, Correll SJ, and Bergstrom CT. The role of gender in scholarly authorship. *PLoS ONE*. 2013;8(7):e66212.
63. Rana S, Holliday EB, Jagsi R, Wilson LD, Choi M, Thomas CR, Jr., and Fuller CD. Scholastic activity among radiation oncology residents at US academic institutions: a benchmark analysis. *J Cancer Educ*. 2013;28(3):541-6.
64. Housri N, Cheung MC, Koniaris LG, and Zimmers Ta Fa - Housri N. Scientific impact of women in academic surgery. *J Surg Res*. 2008;148(1):13-6.
65. Matlin MW. Sex ratios in authorship and acknowledgments for medical journal articles. *J Am Med Womens Assoc*. 1974;29(4):173-4.
66. Gooding GA. The status of women radiologists: membership on editorial boards and participation in upper echelons of radiologic societies. *Radiology*. 1983;147(2):595-7.
67. Oertelt-Prigione S, Wiedmann S, Endres M, Nolte CH, Regitz-Zagrosek V, and Heuschmann P Fa - Oertelt-Prigione S. Stroke and myocardial infarction: a comparative systematic evaluation of gender-specific analysis, funding and authorship patterns in cardiovascular research. *Cerebrovasc Dis*. 2011;31(4):373-81.
68. Bailey CE, Pryce J, and Walsh F. Trends in author characteristics and diversity issues in the Journal of Marital and Family Therapy from 1990 to 2000. *J Marital Fam Ther*. 2002;28(4):479-86.
69. Shah DN, Huang J, Ying GS, Pietrobon R, and O'Brien JM. Trends in female representation in published ophthalmology literature, 2000-2009. *Digit*. 2013;19(4):50-5.
70. Jagsi R, Motomura AR, Amarnath S, Jankovic A, Sheets N, and Ubel Pa Fa - Jagsi R. Under-representation of women in high-impact published clinical cancer research. *Cancer*. 2009;115(14):3293-301.
71. Fahlen M. [Why so few women among the reviewers?]. *Lakartidningen*. 2014;111(5):161.
72. Dotson B Fa - Dotson B. Women as authors in the pharmacy literature: 1989-2009. *Am J Health-Syst Pharm*. 2011;68(18):1736-9.
73. Kurichi JE, Kelz RR, and Sonnad Ss Fa - Kurichi JE. Women authors of surgical research. *Arch Surg*. 2005;140(11):1074-7.
74. Otto Sp Fa - Otto SP. Women editors: we need more female scientists. *Nature*. 2006;441(7095):812.

75. Gonzalez-Alcaide G, Alonso-Arroyo A, Valderrama-Zurian JC, and Aleixandre-Benavent R Fa - Gonzalez-Alcaide G. Women in Spanish cardiological research. *Rev Esp Cardiol*. 2009;62(8):945-6.
76. Morton MJ, and Sonnad Ss Fa - Morton MJ. Women on professional society and journal editorial boards. *J Natl Med Assoc*. 2007;99(7):764-71.
77. Kennedy BL, Lin Y, and Dickstein LJ. Women on the editorial boards of major journals. *Acad Med*. 2001;76(8):849-51.
78. Alcon A, Pena T, and Arrizabalaga P Fa - Alcon A. [Women physicians and health research]. *Med Clin (Barc)*. 2012;138(8):343-8.
79. Amrein K, Langmann A, Fahrleitner-Pammer A, Pieber TR, and Zollner-Schwetz I Fa - Amrein K. Women underrepresented on editorial boards of 60 major medical journals. *Gen Med*. 2011;8(6):378-87.
80. Guelich JM, Singer BH, Castro MC, and Rosenberg LE. A gender gap in the next generation of physician-scientists: medical student interest and participation in research. *Journal of investigative medicine : the official publication of the American Federation for Clinical Research*. 2002;50(6):412-8.
81. Campbell LG, Mehtani S, Dozier ME, and Rinehart J. Gender-heterogeneous working groups produce higher quality science. *PLoS ONE*. 2013;8(10):e79147.
82. Duch J, Zeng XH, Sales-Pardo M, Radicchi F, Otis S, Woodruff TK, and Nunes Amaral LA. The possible role of resource requirements and academic career-choice risk on gender differences in publication rate and impact.[Erratum appears in PLoS One. 2013;8(5). doi:10.1371/annotation/7f54a3e6-6dcf-4825-9eb9-201253cf1e25]. *PLoS ONE*. 2012;7(12):e51332.
83. Böhm M, Papoutsis K, Gottwik M, and Ukena C. Publication performance of women compared to men in German cardiology. *International Journal of Cardiology*. 2015;181(0):267-9.
84. Weismann CG, Colson ER, and Shapiro ED. Letter to the Editor in response to "Publication performance of women compared to men in German cardiology" by Boehm et al. (2014). *International Journal of Cardiology*. 2015;182(0):227-8.
85. Association of American Medical Colleges Faculty Roster. *Association of American Medical Colleges*. 2014.
86. Medicine Io, Sciences NAo, and Engineering NAo. *Beyond Bias and Barriers: Fulfilling the Potential of Women in Academic Science and Engineering*. Washington, DC: The National Academies Press; 2007.
87. Jeffe DB, Yan Y, and Andriole DA. Do research activities during college, medical school, and residency mediate racial/ethnic disparities in full-time faculty appointments at U.S. Medical schools? *Acad Med*. 2012;87(11):1582-93.
88. Moss-Racusin CA, Dovidio JF, Brescoll VL, Graham MJ, and Handelsman J. Science faculty's subtle gender biases favor male students. *Proceedings of the National Academy of Sciences*. 2012;109(41):16474-9.
89. Carr PL, Friedman RH, Moskowitz MA, and Kazis LE. Comparing the status of women and men in academic medicine. *Ann Intern Med*. 1993;119(9):908-13.
90. Jaggi R, Griffith KA, Stewart A, Sambuco D, DeCastro R, and Ubel Pa Fa - Jaggi R. Gender differences in the salaries of physician researchers. *Jama*. 2012;307(22):2410-7.
91. Ross RG, Greco-Sanders L, Laudenslager M, and Reite M Fa - Ross RG. An institutional postdoctoral research training program: predictors of publication rate and federal funding success of its graduates. *Acad Psychiatry*. 2009;33(3):234-40.

92. Isenberg SJ, Sanchez E, and Zafran Kc Fa - Isenberg SJ. The effect of masking manuscripts for the peer-review process of an ophthalmic journal. *Br J Ophthalmol*. 2009;93(7):881-4.
93. Hojat M, Gonnella JS, and Caelleigh AS. Impartial judgment by the "gatekeepers" of science: fallibility and accountability in the peer review process. *Adv Health Sci Educ Theory Pract*. 2003;8(1):75-96.
94. Johansson EE, Risberg G, Hamberg K, and Westman G. Gender bias in female physician assessments. Women considered better suited for qualitative research. *Scand J Prim Health Care*. 2002;20(2):79-84.
95. Gilbert JR, Williams ES, and Lundberg Gd Fa - Gilbert JR. Is there gender bias in JAMA's peer review process? *Jama*. 1994;272(2):139-42.
96. Budden AE, Tregenza T, Aarssen LW, Koricheva J, Leimu R, and Lortie CJ. Double-blind review favours increased representation of female authors. *Trends in ecology & evolution*. 2008;23(1):4-6.
97. Taira BR, Jahnes K, Singer AJ, and McLarty Aj Fa - Taira BR. Does reported funding differ by gender in the surgical literature? *Ann Surg*. 2008;247(6):1069-73.
98. McCarren M, and Goldman S Fa - McCarren M. Research leadership and investigators: gender distribution in the federal government. *Am J Med*. 2012;125(8):811-6.
99. Wenneras C, and Wold A. Nepotism and sexism in peer-review. *Nature*. 1997;387(6631):341-3.
100. Magnavita N. Is there a gender gap in Italian radiology? A cross-sectional study. *European journal of radiology*. 2013;82(9):e502-7.
101. GILLIGAN C. *IN A DIFFERENT VOICE*. Harvard University Press; 1982.
102. Antony L. Different Voices or Perfect Storm: Why Are There So Few Women in Philosophy? *Journal of Social Philosophy*. 2012;43(3):227-55.
103. Hammarstrom A, and Annandale E Fa - Hammarstrom A. A conceptual muddle: an empirical analysis of the use of 'sex' and 'gender' in 'gender-specific medicine' journals. *PLoS ONE*. 2012;7(4):e34193.
104. Butler J. *Gender trouble : feminism and the subversion of identity*. New York: Routledge; 1990.
105. Leopold SS, Beadling L, Dobbs MB, Gebhardt MC, Lotke PA, Manner PA, Rimnac CM, and Wongworawat MD. Fairness to all: gender and sex in scientific reporting. *Clin Orthop*. 2014;472(2):391-2.
106. Braisher TL, Symonds MR, and Gemmell NJ. Publication success in Nature and Science is not gender dependent. *Bioessays*. 2005;27(8):858-9.
107. Kautzky-Willer A Fa - Kautzky-Willer A. Science & gender: vision and mission. *Wien Klin Wochenschr*. 2010;122(5-6):123-5.
108. Barnett RC, Carr P, Boisnier AD, Ash A, Friedman RH, Moskowitz MA, and Szalacha L. Relationships of gender and career motivation to medical faculty members' production of academic publications. *Acad Med*. 1998;73(2):180-6.
109. Ash AS, Carr PL, Goldstein R, and Friedman RH. Compensation and Advancement of Women in Academic Medicine: Is There Equity? *Ann Intern Med*. 2004;141(3):205-12.
110. Simon JL, Morris EK, and Smith NG. Trends in Women's Participation at the Meetings of the Association for Behavior Analysis: 1975-2005. *Behav Anal*. 2007;30(2):181-96.
111. Kaatz A, Gutierrez B, and Carnes M. Threats to objectivity in peer review: the case of gender. *Trends Pharmacol Sci*. 2014;35(8):371-3.

112. Nosek BA, Smyth FL, Hansen JJ, Devos T, Lindner NM, Ranganath KA, Smith CT, Olson KR, Chugh D, and Greenwald AG. Pervasiveness and correlates of implicit attitudes and stereotypes. *European Review of Social Psychology*. 2007;18(1):36-88.
113. Sonnad SS, Goldsack J, and McGowan KI Fa - Sonnad SS. A writing group for female assistant professors. *J Natl Med Assoc*. 2011;103(9-10):811-5.
114. Yedidia MJ, and Bickel J. Why aren't there more women leaders in academic medicine? the views of clinical department chairs. *Acad Med*. 2001;76(5):453-65.
115. Sandberg S. *Lean In: Women, Work, and the Will to Lead*. Knopf Doubleday Publishing Group; 2013.
116. Valian V. *Why So Slow?: The Advancement of Women*. MIT Press; 1999.
117. Barres BA. Does gender matter? *Nature*. 2006;442(7099):133-6.
118. McGregor C, Smith KP, and Percival J Fa - McGregor C. Women in biomedical engineering and health informatics and its impact on gender representation for accepted publications at IEEE EMBC 2007. *Conf Proc IEEE Eng Med Biol Soc*. 2008;2008(2881-4).
119. Wilson LD, Flynn DF, and Haffty BG. Radiation oncology career decision variables for graduating trainees seeking positions in 2003-2004. *Int J Radiat Oncol Biol Phys*. 2005;62(2):519-25.
120. Gates J. Women physicians in academic medicine. *N Engl J Med*. 2000;342(24):1839-40.
121. Lund PK. Gender equity in biomedical science: comments from a lone female associate editor. *Gastroenterology*. 2001;121(2):243-4.
122. Steiner JF, Lanphear BP, Curtis P, and Vu KO. Indicators of early research productivity among primary care fellows. *J Gen Intern Med*. 2002;17(11):845-51.
123. Straus SE, Chatur F, and Taylor M. Issues in the mentor-mentee relationship in academic medicine: a qualitative study. *Acad Med*. 2009;84(1):135-9.
124. Sambunjak D, Straus SE, and Marusic A. Mentoring in academic medicine: a systematic review. *Jama*. 2006;296(9):1103-15.
125. Zerzan JT, Hess R, Schur E, Phillips RS, and Rigotti N. Making the most of mentors: a guide for mentees. *Acad Med*. 2009;84(1):140-4.
126. Holliday EB, Jagsi R, Thomas CR, Jr., Wilson LD, and Fuller Cd Fa - Holliday EB. Standing on the shoulders of giants: results from the Radiation Oncology Academic Development and Mentorship Assessment Project (ROADMAP). *Int J Radiat Oncol Biol Phys*. 2014;88(1):18-24.
127. Illes J, Glover GH, Wexler L, Leung ANC, and Glazer GM. A model for faculty mentoring in academic radiology. *Academic radiology*. 2000;7(9):717-24.
128. Slanetz PJ, and Boieselle PM. Mentoring Matters. *American Journal of Roentgenology*. 2012;198(1):W11-W2.
129. Steiner J, Mazure C, Siggins L, Waxman M, and Jacobs S. Teaching Psychiatric Residents About Women and Leadership. *Acad Psychiatry*. 2004;28(3):243-6.
130. Valentine HA, Grewal D, Ku MC, Moseley J, Shih MC, Stevenson D, and Pizzo PA. The gender gap in academic medicine: comparing results from a multifaceted intervention for stanford faculty to peer and national cohorts. *Acad Med*. 2014;89(6):904-11.
131. Viola KV, Bucholz E, Yeo H, Piper C, Bell RH, Jr, and Sosa J. Impact of family and gender on career goals: Results of a national survey of 4586 surgery residents. *Arch Surg*. 2010;145(5):418-24.
132. Symonds MR, Gemmell NJ, Braisher TL, Gorringer KL, and Elgar Ma Fa - Symonds MRE. Gender differences in publication output: towards an unbiased metric of research performance. *PLoS ONE*. 2006;1(e127).

133. Cohen MA, Mirza N, Dow K, and Abboud Sk Fa - Cohen MA. Presentation and publication rates among women and men at AAO-HNS meetings. *ORL J Otorhinolaryngol Relat Spec.* 2012;74(6):325-9.
134. Bucholz EM, Sue GR, Yeo H, Roman SA, Bell RH, and Sosa JA. Our trainees' confidence: Results from a national survey of 4136 us general surgery residents. *Arch Surg.* 2011;146(8):907-14.
135. Greenfield LJ. Challenges to academic surgery: are we recruiting the best and brightest? *Bulletin of the American College of Surgeons.* 2000;85(3):21-4.
136. Dinnerstein D. *The Mermaid and the Minotaur: Sexual Arrangements and Human Malaise.* Other Press; 1999.
137. Carnes M, Devine PG, Baier Manwell L, Byars-Winston A, Fine E, Ford CE, Forscher P, Isaac C, Kaatz A, Magua W, et al. The effect of an intervention to break the gender bias habit for faculty at one institution: a cluster randomized, controlled trial. *Acad Med.* 2015;90(2):221-30.