

المملكة العربية السعودية
Kingdom of Saudi Arabia

رؤية
2030
المملكة العربية السعودية
KINGDOM OF SAUDI ARABIA



وزارة التعليم
Ministry of Education

Student's Book and Workbook
كتاب الطالب والتمارين

Get Ready

Elementary Stage
Fourth Elementary Grade
First Semester

المرحلة الابتدائية
الصف الرابع الابتدائي
الفصل الدراسي الأول

1

2018 / 2019 Edition طبعة ١٤٣٩ / ١٤٤٠ هـ

Rubric Glossary

Because of their importance in the learning experience, these rubric words have been translated into Arabic for the use of pupils and parents.

Answer

أجب

Ask

اسأل

Check

افحص

Circle

ضع دائرة حول

Colour

لوّن

Complete

أكمل

Copy

انسخ

Count

عدّ

Cover

غط

Do

نفّذ - افعل

Draw

ارسم

Find

جد

Join

ألحق

Listen

استمع

Look

انظر

Match

طابق

Read

اقرأ

Say

قل

Trace

تتبع

Write

اكتب



Stand up



Sit down



Open your books



Listen



Look



Find



Say



Write




Quiet

Contents

Student's Book Units	Page	Workbook Units	Page
Welcome Unit	4		
1 Hello	6	1 Hello	59
2 My family	10	2 My family	62
Revision 1	14	Revision 1	65
Saudi Stars 1	16		
3 My room	18	3 My room	67
4 My classroom	22	4 My classroom	70
Revision 2	26	Revision 2	73
Saudi Stars 2	28		
Progress check 1	30		
5 Animals	32	5 Animals	75
6 Zoo	36	6 Zoo	78
Revision 3	40	Revision 3	81
Saudi Stars 3	42		
7 My toys	44	7 My toys	83
8 My clothes	48	8 My clothes	86
Revision 4	52	Revision 4	89
Saudi Stars 4	54		
Progress check 2	56		

Welcome

Listen and say.  



Ali



Sarah



listen



say



write



draw



read



trace



count



look



find



colour



1 Hello


Lesson Link





www.iem.edu.sa

Lesson 1

1 Listen and find. Listen and say.  



2 Listen and find. Listen and say.  






3 Listen and find.      

Word box

red blue yellow
car girl boy



4 Listen and find. Listen and say.  



3 **Listening:** understand new vocabulary

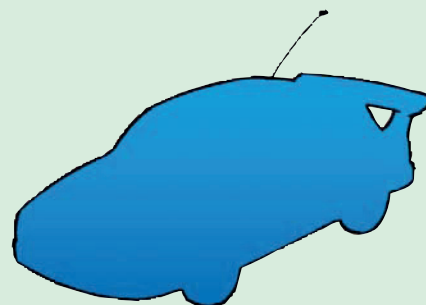

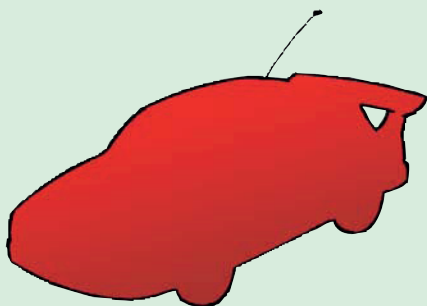
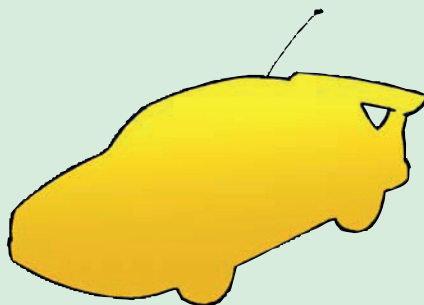


4 **Listening:** introduce colours

Lesson 2

Lesson Link



www.iem.edu.sa

1a Listen and find. 1b Say. 



A red car.





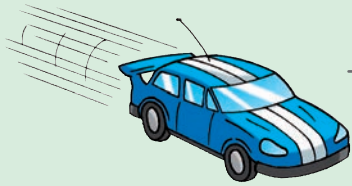
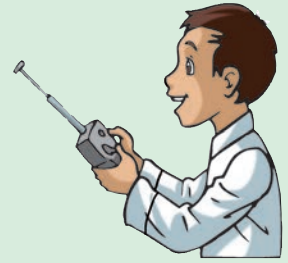

A yellow boy.





Saudi Values

Say hello.
Hello! My ...
What's ...?

2 Trace and say.  



3 Listen and say.  
a, b, c, d, e, f

4 Listen and say. Listen and tick.   



Grammar Focus

What's this?

A car.

Is she a girl?

Yes.





2 My family

Lesson Link



www.iem.edu.sa

Lesson 1



1 Listen and find. Listen and say.  



Listen!

Thank you!

You will hear your teacher say this in your English lessons. Do you know what it means? You could say it too!

2 Listen and find. Listen and say.  


1



2





3




3 Listen and find. Listen and count.         1 2 3

Word box
mother father sister brother one two three ball





4 Listen and find. Listen and say.  



3 **Listening:** recognise family and other vocabulary
4 **Listening:** revise colours and numbers

Lesson 2

1 Listen and say.  

Lesson Link













www.iien.edu.sa





Saudi Values



Who's in your family?















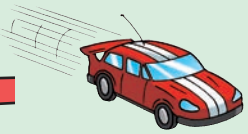
1 yellow. Who's this?



			
1			
2			
3			

2 Trace and say.  











3 Trace and say.  

4 Listen and say.  
g, h, i, j, k, l

Grammar Focus
 Who's this?
 My father.

5 Listen and say. Listen and tick.   

<input type="checkbox"/>		<input type="checkbox"/>	<input type="checkbox"/>	<input type="checkbox"/>	<input type="checkbox"/>	<input type="checkbox"/>
						

- 3 **Writing; speaking:** practise left to right pencil movements
- 4 **Listening; speaking:** introduce letter names and sounds *g, h, i, j, k, l*
- 5 **Listening; speaking:** revise family vocabulary


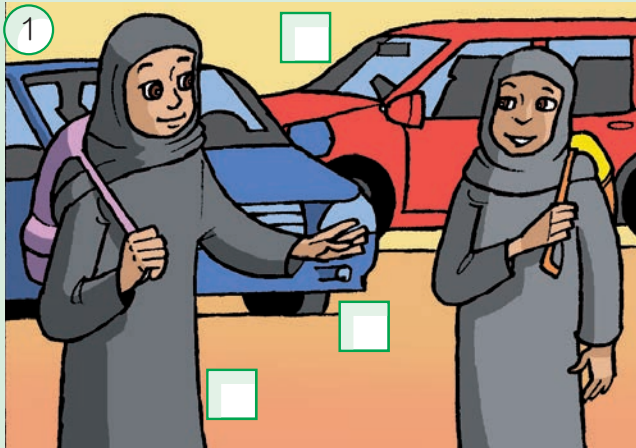
Revision 1

Lesson Link




www.ien.edu.sa

1 Listen and number. 



2 Look, complete and say. 



1			
2			
3			

2 red ...

3 Look, listen and say **Yes** or **No**. Circle **Yes** or **No**.





1 Yes No

2 Yes No

3 Yes No



4 Yes No

5 Yes No

4 Listen and say about you.  

5 Draw a picture. 



6 Listen, repeat and say.  

- 3 **Listening; speaking:** revise vocabulary
- 4 **Speaking:** students talk about themselves
- 5 **Speaking:** students talk about themselves
- 6 **Literacy:** revise letter names and sounds a to f



SAUDI STARS 1

Lesson Link



www.iem.edu.sa


1 Who is it?



2a Listen and chant. 



2b Say your own chant. 

3 Listen and match. 




May

Khalid

Andy

Maria

4 Project: Ask and answer. 





3 My room

Lesson Link



www.iem.edu.sa

Lesson 1

1 Listen and find. Listen and say.  


1



2



3





4




5




2 Listen and find. Listen and say.  


4



5





6





3 Listen and find. Listen and count.        4 5 6



4 Listen and say.  

Word box

chair	orange
table	green
door	purple
window	four
bed	five
train	six

5 Listen and find. Listen and say.  

1 2 3 4 5 6

3 **Listening:** recognise household and other vocabulary
 4 **Listening; speaking:** ask and answer questions with *What's this?*
 5 **Listening; speaking:** revise numbers 1 to 6

Lesson 2

1 Listen. Ask and answer.

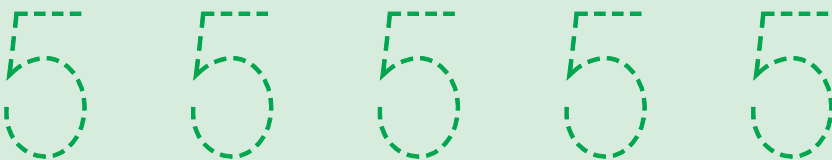
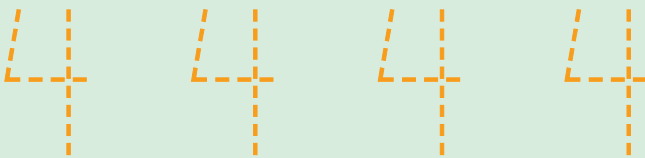


What's this?

It's a door.



2 Trace and say.





Saudi Values

What is in your room?





Lesson Link

www.ien.edu.sa

3 Trace and say.  






4 Listen and say.  

m, n, o, p, q, r, s

Grammar Focus

What's this?
It's a door.

5 Listen and number. Listen and say.   



- 3 **Writing; speaking:** practise left to right pencil movements
- 4 **Listening; speaking:** introduce letter names and sounds *m, n, o, p, q, r, s*
- 5 **Listening; speaking:** revise household vocabulary



4 My classroom


Lesson Link





www.ien.edu.sa

Lesson 1

1 Listen and find. Listen and say.  



2 Listen and find. Listen and say.  


7

8

9

10

3a Listen and find. Listen and count.



3b Listen and say.



4 Listen and find. Listen and say.



Word box

table	bag	ten
pen	seven	white
pencil	eight	black
book	nine	brown

1 2 3 4 5 6 7 8 9 10

3a **Listening:** recognise vocabulary
 3b **Listening; speaking:** use vocabulary
 4 **Listening; speaking:** revise numbers 1 to 10

Lesson 2

Lesson Link



www.iem.edu.sa



Saudi Values

Keep your classroom tidy.

1 Listen and join.



3



4



2



5



6



1



2 Trace and say.





7 7 7 7 7 7 7

8 8 8 8 8 8 8 8

9 9 9 9 9 9 9 9 9

10 10 10 10 10 10 10 10 10 10


3 Trace and say.  



4 →




6 →

8 →

10 →



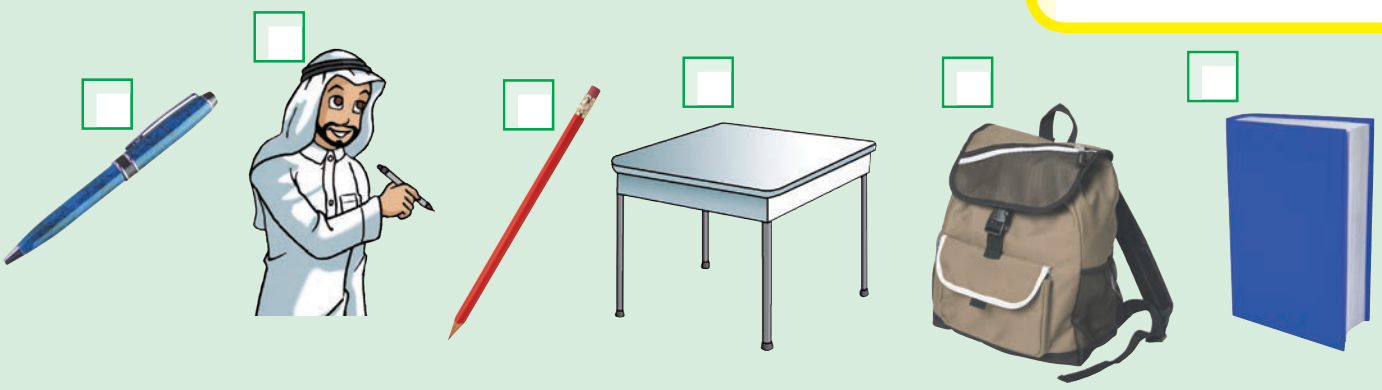
4 Listen and say.  
t, u, v, w, x, y, z

5 Listen and number. Listen and say.   

Grammar Focus

Is it a table?
Yes. It is.

Is it brown?
No. It isn't.





Revision 2



Lesson Link




www.ien.edu.sa


1 Listen and find. Listen and say.  





2 Listen and count. Listen and write.  



3 Say what's in your bag. 



4 Listen and say.  

- 2 **Listening; writing:** revise colours and numbers
- 3 **Listening; speaking:** ask and answer short *yes/no* questions
- 4 **Listening; speaking:** revise letters names and sounds



SAUDI STARS 2

Lesson Link





www.ien.edu.sa



1 Say the words. Then listen and check.  


① **6** +   =

② **10** +   =




③ **5** +   =

2 Listen and find. Listen and say.  


3 Listen and say.  



4 Listen and look. 



5 Project: Tell your partner about your room. 



Progress check 1

1 Write the missing numbers. 

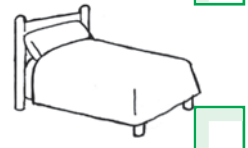
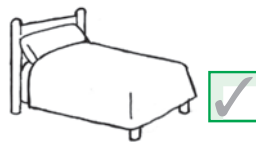
Example



2 Listen and tick ✓. 

5




Example









5



3 How many? Count and write. 



Example  1 4  _____ 8  _____

1  _____ 5  _____ 9  _____

2  _____ 6  _____ 10  _____

3  _____ 7  _____

/

4 Listen and answer. 



2

AUGUST						
SUN	MON	TUE	WED	THU	FRI	SAT
				1	2	3
4	5	6	7	8	9	10
11	12	13	14	15	16	17
18	19	20	21	22	23	24
25	26	27	28	29	30	31



/

/

5

Animals

Lesson Link



www.iien.edu.sa

Look!

Vowels can have a short sound or a long sound:

Short sounds

cat red big orange
Mum

Long sounds

car green I door
purple

1 Listen and find. Listen and say.



1



2



3



4




5



6




2 Listen, read and say.



3 Listen and find. Listen and count.



a c



4 Listen and say.



Word box

goat	cat
chicken	rabbit
horse	dog

3 **Listening:** recognise animal vocabulary

4 **Listening; speaking:** ask and answer questions with *What's this?*

Lesson 2

Lesson Link



www.iem.edu.sa

1 Listen and read. Listen and match.



chicken

dog

cat

horse



goat

rabbit



2 Cover and say.



3 Circle and say.  

apple



 Saudi Values



What's your favourite animal?

Grammar Focus

What's this?
It's a cat.

cat






4 Trace and say.  




a a a a a a a a a a



c c c c c c c c c c

5 Listen and number. Listen and say.   




cat



chicken



rabbit



goat



horse



dog

- 3 **Reading; speaking:** recognise letters a, c and say /æ/ and /k/
- 4 **Writing; speaking:** recognise and write letters a, c and say /æ/ and /k/
- 5 **Listening; reading; speaking:** practise animal vocabulary



6 Zoo



Lesson Link






www.ien.edu.sa

Lesson 1

1 Listen and find. Listen and say.  



2 Listen, read and say.  



3 Listen and find. Listen and count.



4 Listen and find. Listen and answer.



Word box

giraffe	fish
elephant	rabbit
tiger	lion

3 **Listening:** recognise animal vocabulary

4 **Listening; speaking:** ask and answer questions with *What are they?*

Lesson 2

Lesson Link




www.iem.edu.sa

1 Listen and read. Listen and match.




giraffe



lion



bird



fish

tiger





2 Cover and say.




Saudi Values

Where can you see these animals?



3 Circle and say.  

elephant



orange






4 Trace and say.  



e e e e e e e e e e



o o o o o o o o o o

5 Listen and number. Listen and say.   



lion



tiger



bird




fish



giraffe



monkey



elephant

3 Reading; speaking: recognise letters e, o and say /e/ and /o/

4 Writing; speaking: recognise and write letters e, o and say /e/ and /o/



5 Listening; reading; speaking: practise animal vocabulary

Revision 3


Lesson Link



www.iem.edu.sa

1 Read, circle and say.  

1



It's a horse.

2



3



horse

giraffe

lion

chicken

cat

monkey


4



5



6



tiger

bird



rabbit

elephant

goat

fish

2 Listen and find. Listen and say.  



3 Read and say.

Two chickens plus five chickens equals seven chickens.






4 Ask, match and answer.

What are they? They're chickens.



5 Trace and say.



3 Reading; speaking: revise numbers and animal vocabulary
 4 Speaking: Ask and answer questions with *What are they?*
 5 Literacy: reading and writing letters a, c, e, and o


SAUDI STARS 3

Lesson Link



www.ien.edu.sa

1 How many animals can you find in 1 minute?


















2 Listen and chant. We love the zoo! 



3 Listen, match and say.   



4 **Project:** Draw your favourite animal. Can you write the name?
Show the class.  





7 My toys




Lesson Link





www.iem.edu.sa

Lesson 1

1 Listen and find. Listen and say.  



2 Listen, read and say.  



3 Listen and find. Listen and count.



d g q

Word box

doll

boat

train

yo-yo

aeroplane

car

robot

computer game



4 Listen and find. Listen and answer.



3 **Listening:** recognise toys and transport vocabulary

4 **Listening; speaking:** ask and answers questions with *What's your favourite toy?*


Lesson 2

Lesson Link



www.iem.edu.sa

1 Listen and read. Listen and draw.   



1 car

3 trains



4 robots

2 boats

3 aeroplanes

5 balls

2 yo-yos

2 Circle and say.  

doll



goat






quiet






Saudi Values

Keep your room tidy.

3 Trace and say.  




4 Listen and number.
Listen and say.   

Grammar Focus

What's your favourite toy?
My favourite toy is a ...



doll



yo-yo




robot



aeroplane



car



train



boat



ball



computer game

3 **Writing; speaking:** recognise and write letters *d*, *g*, *q* and say /d/, /g/ and /kw/
4 **Listening; reading; speaking:** practise toy and transport vocabulary



8 My clothes


Lesson Link





www.ien.edu.sa

Lesson 1

1 Listen and find. Listen and say.  



2 Listen, read and say.  



3 Listen and find. Listen and say.



4 Listen and do.



Word box

shirt	T-shirt
shoes	ghotrah
cap	coat
thobe	trousers

Saudi Values

What do you wear?

3 **Listening; speaking:** recognise clothes vocabulary
 4 **Listening:** respond to instruction *Put on your ...*



Lesson 2

1a Listen and read. Listen and match.



a green shirt

a brown cap


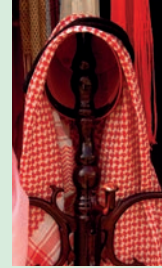
a thobe

a red T-shirt

a ghotrah

blue trousers

black shoes



1b Cover and say.



2 Circle and say.





lion

ink



tiger



3 Trace and say.  






i i i i i i i i i i




l l l l l l l l l l



t t t t t t t t t t

4 Listen and number. Listen and say.   



shoes



T-shirt



thobe

Grammar Focus

Put on your shirt.



cap



trousers



ghotrah



3 **Writing; speaking:** recognise and write letters *i*, *l*, *t* and say /i/, /l/ and /t/
 4 **Listening; reading; speaking:** practise clothes vocabulary


Revision 4



Lesson Link





www.ien.edu.sa

1 Listen and find. Listen and say.  





2 Listen and answer.  

3 Listen and look. Listen and answer.  

1 **Listening; speaking:** revise vocabulary

2 **Listening; speaking:** questions answer with *What does a ... say?*

3 **Listening; speaking:** ask and answer questions with *What colour are the ...?*

4 Write and say.  



a



g



c



q



e



i



o





l




d



t

5 Listen and number. Listen and say.  



4 **Writing; speaking:** recognise and write letters a, c, e, o, d, g, q, i, l, t and say /æ/, /k/, /e/, /o/, /d/, /kw/, /i/, /l/ and /t/
 5 **Listening; speaking:** revise clothes vocabulary

SAUDI STARS 4

Lesson Link



www.ien.edu.sa

1 Ask and answer.



animals



toys



clothes

What's your favourite toy?

A purple.

A boat?




Yes.

	d	g	q	i	l	t
						
						
						
						
						
						

2 Listen and chant. Act it out. 



3 Listen and read. 



Progress check 2

1 Listen and circle.   Example




5

2 Listen and match.  



Example



5

3 Write the letters.


Example



C

g q i l t a c e o d

1



2



3



4



5



6



7



8



9



10



10

4 Listen and answer.



1




2



3



4



5

5



25

المملكة العربية السعودية
Kingdom of Saudi Arabia



وزارة التعليم
Ministry of Education

Workbook
كتاب النشاط

Get Ready

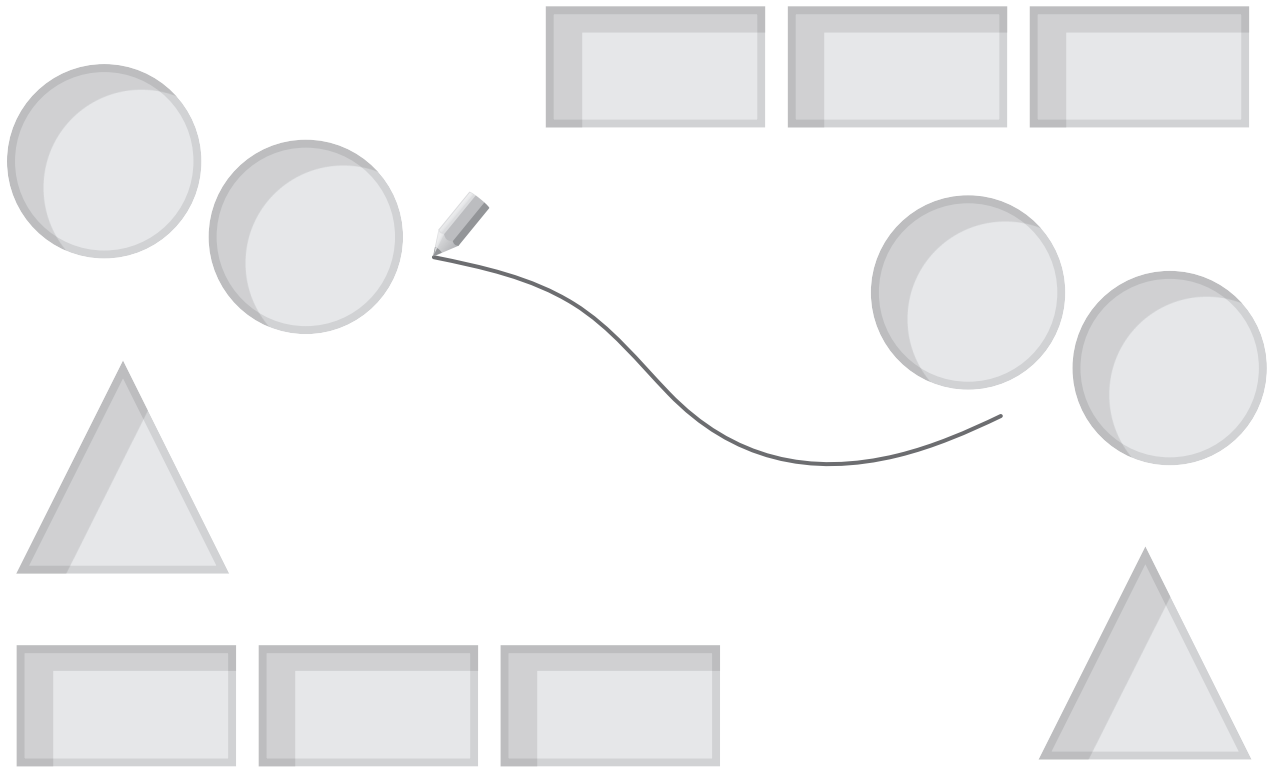
1



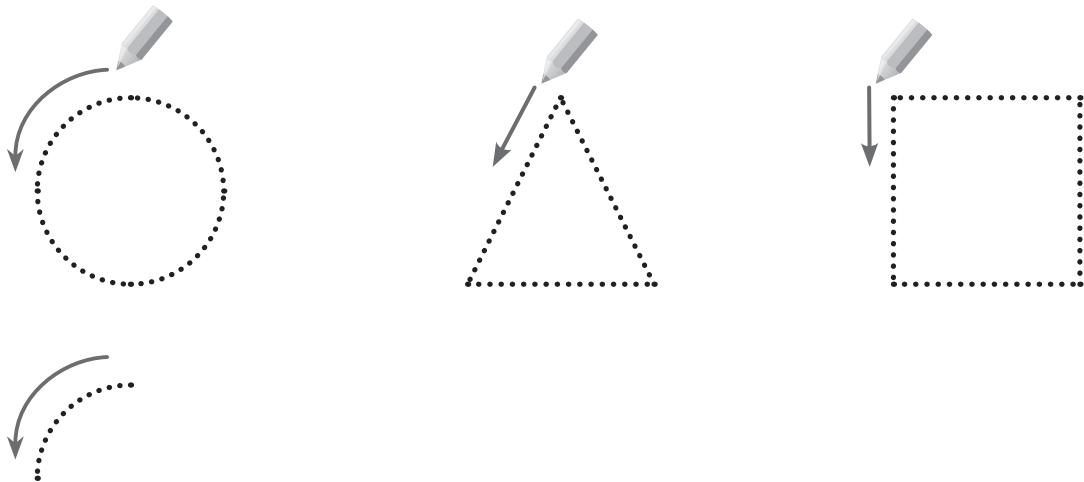
مشروع الملك عبدالله بن عبدالعزيز لتطوير التعليم العام
King Abdullah bin Abdulaziz Public Education Development Project

1 Hello




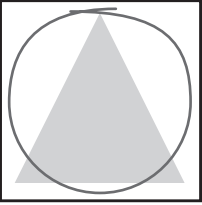

1 Match.













2 Trace and draw.








3 Find and circle.





1     





2     





3     

4     




4 Follow the lines.

5 Trace.



6 Trace.



- 5 Writing: practise left to right pencil movements
 6 Writing: practise left to right pencil movements


2 My family

1 Trace and write.

1 2 3



2 Match.




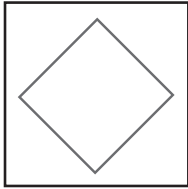

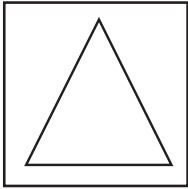
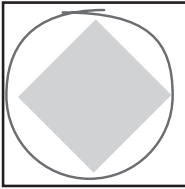
1

2

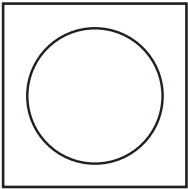

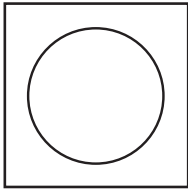
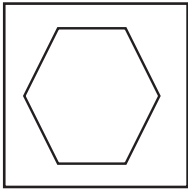

3

3 Find and circle.






1

				
---	---	---	--	---






2

				
---	---	---	--	---


3

				
---	---	---	--	---

4

				
--	--	--	---	--

4 Trace.




5 Trace and find.



6 Count and write.




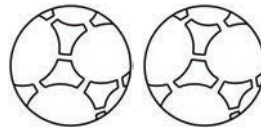
1





Revision 1

1 Write numbers 1, 2 or 3.



2 Circle and say what doesn't fit.

1



2



3

3

2



4



1




3 Colour. Say the colour.


1



2




3


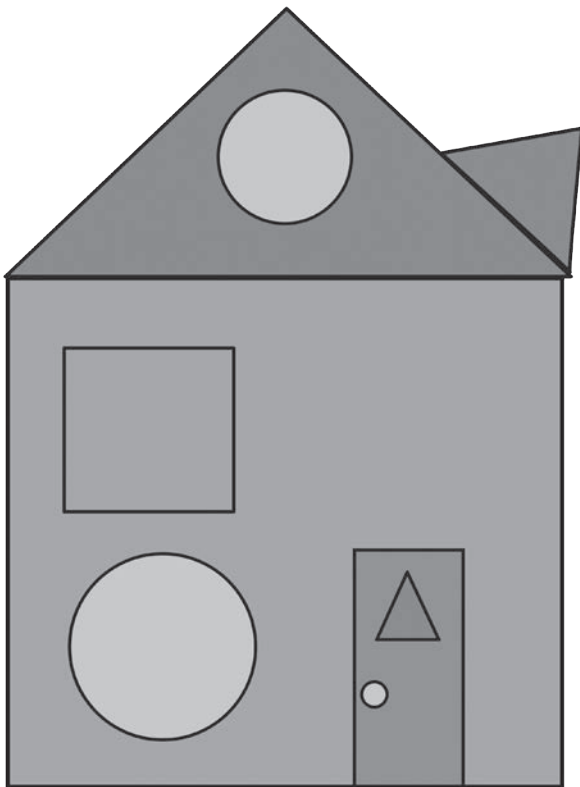


- 1 Writing: write numbers 1 – 3
- 2 Pre-reading: practise vocabulary sets
- 3 Pre-reading: practise colours

4 Trace and say.

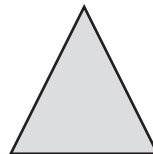


5 Find and trace. Write how many.










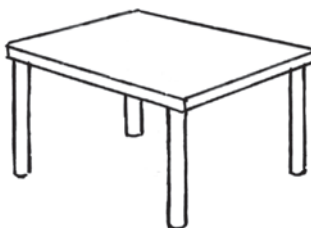
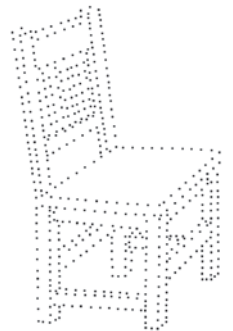
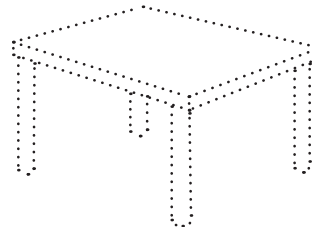

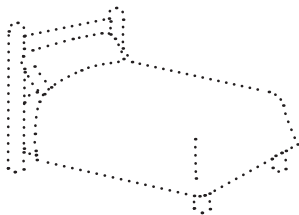

3 My room

1 Trace and write.

4 5 6






2 Trace and match.



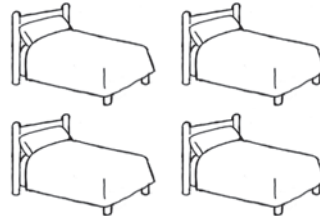
- 1 Writing: write numbers 4-6
- 2 Pre-reading: practise vocabulary

3 Match.

4


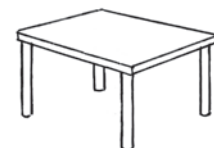




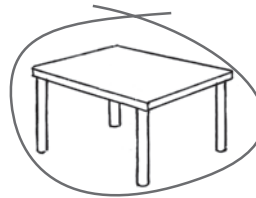
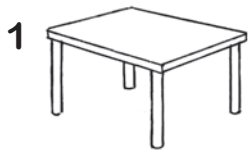


5


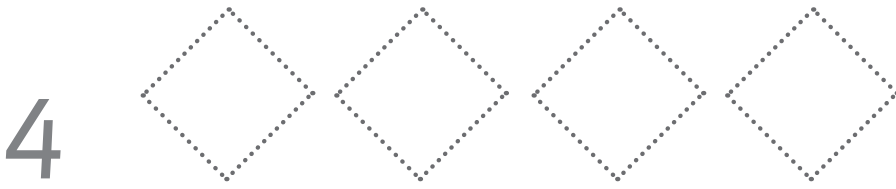


6

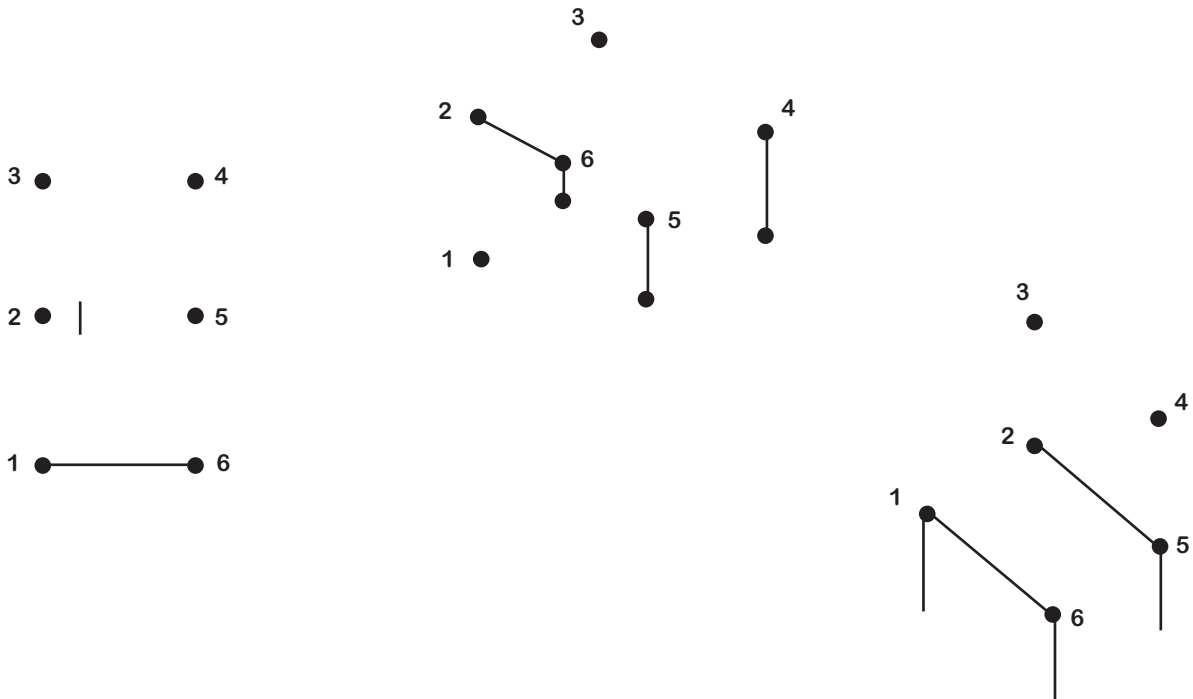
4 Find and circle.



5 Trace.



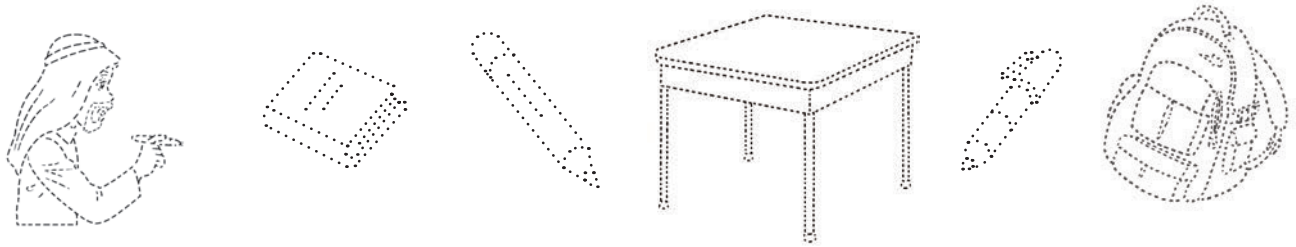
6 Join.




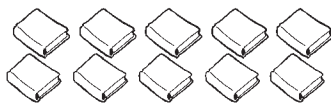
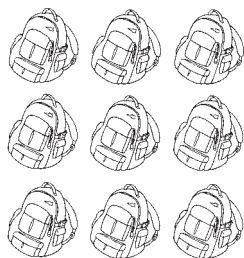

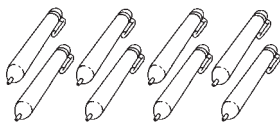

4

My classroom

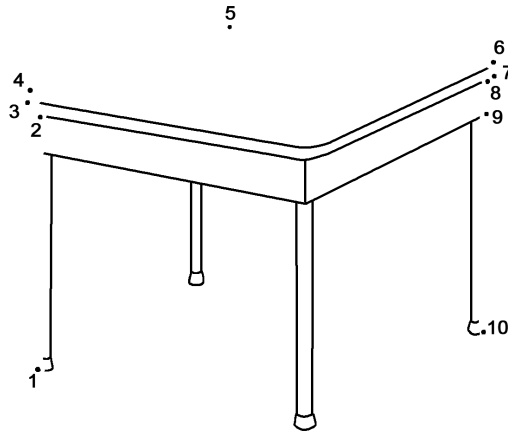

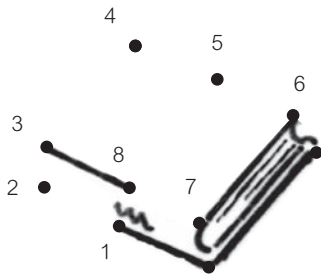
1 Trace and match.










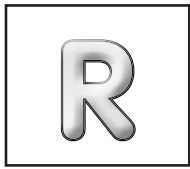












2 Trace and copy.



3 Join.




4 Find and circle.

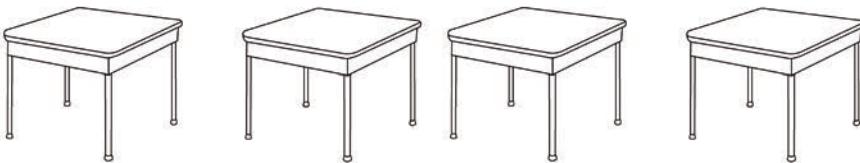

5 Trace and complete.



6 Count and write.



10



Revision 2

1 Trace and copy.

1

2

3

4

5

6

7


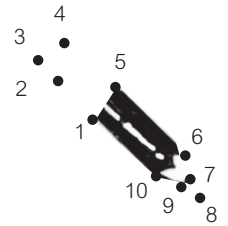
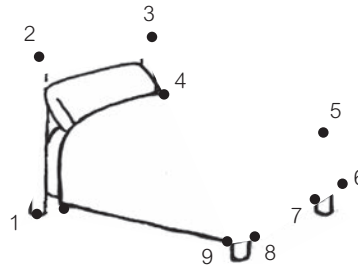
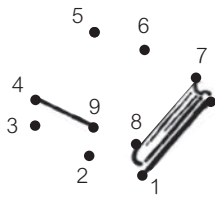
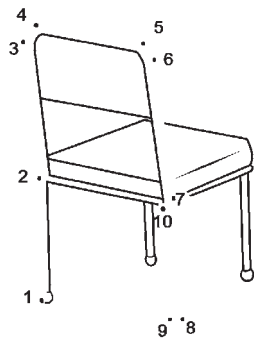
8

9


10

1

2 Join and match.




3 Think and write.



5


Animals

1 Trace and count.




6

2 Find and circle.




3 Read and number.


1 chicken



2 dog



3 cat




4 horse



5 goat



6 rabbit



4 Trace and copy.



5 Find a and c. Circle.

a  bag  goat  rabbit

c  pencil  cat  chicken

6 Copy.



7 Write a and c.



 ___at

 r___bbit

 go___t


6 Zoo

1 Trace and count.



2

2 Match.



3 Find and circle.

E	→	O	e	o	E	O	o	e	E	E	e
e	→	e	O	e	E	e	o	E	O	e	e
O	→	o	o	O	E	o	e	E	O	e	o
o	→	E	e	E	o	O	o	e	E	O	o

4 Trace and copy.

e e e

E E E

O O O

O O O

5 Read and number.

1 giraffe





2 lion

3 fish

4 bird

5 tiger


6 elephant



6 Copy.



7 Write e and o.



Revision 3

1 Match and say.



2 Trace the letters that match the objects.

1 a o o e o o



2 c a e o e a



3 e c a c a c



4 o e c a c e



1 Reading; speaking: recognise shapes and say vocabulary
2 Reading; writing: read and write letters a, c, e, o

3 Read, say and trace. How many letters?





1 a goat rabbit giraffe cat _____

2 c cat black car _____

3 e elephant chicken monkey _____

4 o dog horse orange lion _____

4 Complete the animals. Read and count. How many animals?

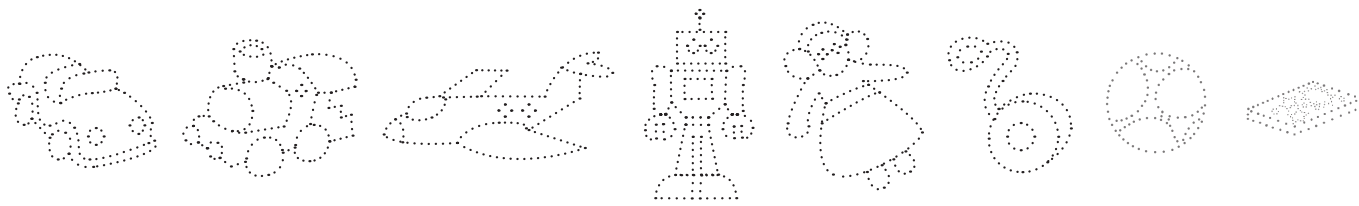


cats giraffes birds elephants tigers

7


My toys

1 Trace and count.



4




2 Match.



- 1 **Reading; writing:** identify shapes, count and write numbers
 2 **Pre-reading:** match related objects

3 Read and number.



1 car



2 train

3 robot



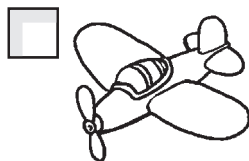
4 boat



5 aeroplane

6 doll

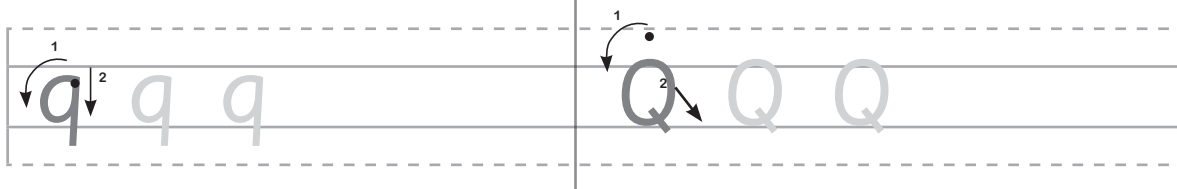
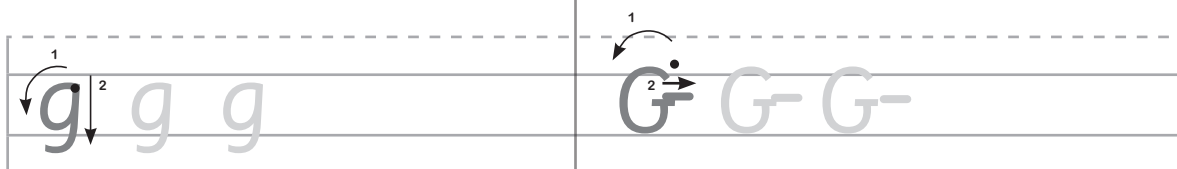
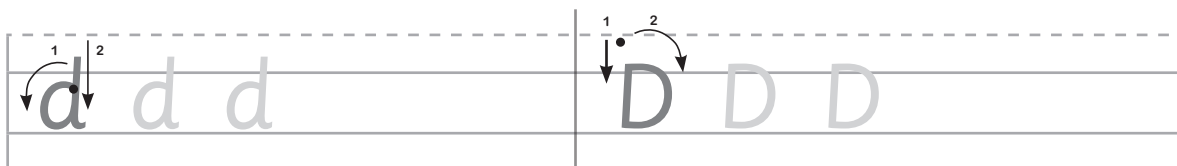
7 yo-yo



8 computer game

9 ball

4 Trace and copy.



5 Find d and g. Circle.



6 Copy.



7 Write d and g.



__oll



ba__




__o__

8

My clothes

1 Trace and match.




2 Read and number.

1 cap

2 coat


3 shoes

4 trousers

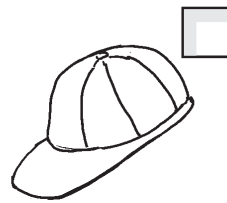


3 Read, number and colour.


1 a green shirt



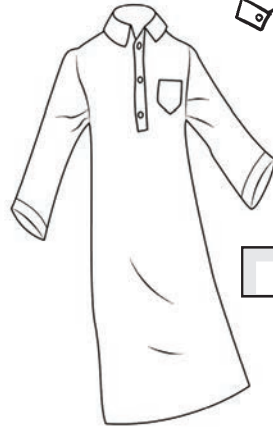
2 a purple cap



3 a white thobe



4 a red T-shirt

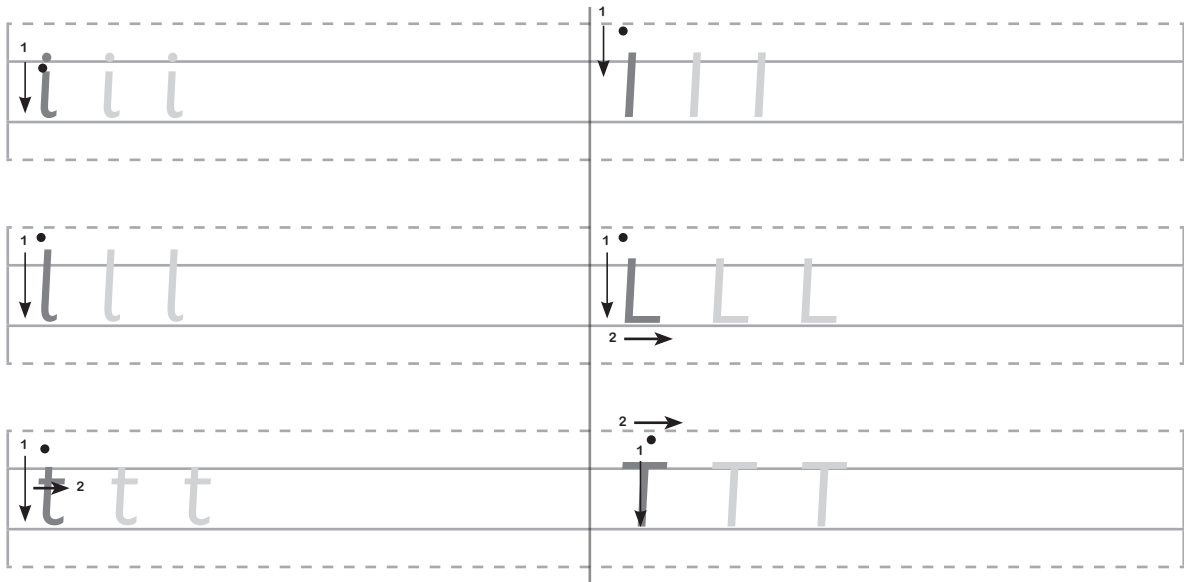


5 blue trousers



6 black shoes

4 Trace and copy.



5 Find i, l and t. Circle.

i  tiger  fish  rabbit

l  pencil  elephant  lion

t  goat  train  thobe

6 Trace and copy.



7 Write i, l and t.



f__sh







__ion








__iger

Revision 4

1 Match.


d    c 


 g   a


o  e  t


l


2 Write.


1  _og


2  _oat


3  _ap

4  _pple

5  _rain

6  _ion

7  _lephant

8  _range

3 Find, circle and write.

1  b__g


2  d__g

3  __oat

d	o	l	l	a	c
t	e	g	b	e	d
g	o	a	t	a	e
g	b	a	g	e	t
g	d	o	g	e	t
a	c	d	p	e	n

4  b__d

5  p__n

6  __oll

4 Count and match.

5 

6

7

8

9

10



Picture dictionary

a

apple



b

bag



ball



bed



bird



black



blue



boat



book



boy



brother



brown



c

cap



car



cat



chair



chicken



coat



computer game



d

dog



doll



door



e

elephant



f

family



father



fish




g

ghotrah



giraffe



girl



goat



green



h

horse



i

ink



l

lion



m

monkey




mother



o

orange




p

pen



pencil



purple



q

quiet



r

rabbit



red



robot



s

shirt



shoes



sister



t

table



teacher



thank you



thobe



tiger



train



trousers



T-shirt



w

white



window



y

yellow



yo-yo



z

zoo



الحد الأدنى	By the end of grade four and with within the assigned structure and vocabulary students will be able to	الفصل الدراسي الأول		الفصل الدراسي الثاني		الرمز
		الفترة الأولى	الفترة الثانية	الفترة الثالثة	الفترة الرابعة	
X	Recognize and produce the sounds of the English alphabet.	✓	✓	✓	✓	1/7/4
X	Recognize short and only some long vowels: {long "a" /eɪ/ as in "cake", long "e" /i:/ as in "sea", long "o" /əʊ/ as in "nose", and long "i" /aɪ/ as "kite"}.		✓	✓	✓	2/7/4
X	Recognize and differentiate between some English letters (b & p), (f & v).		✓	✓	✓	3/7/4
	Recognize and produce only some English digraphs such as, (th, sh, ch).				✓	4/7/4
X	Recognize and match sounds to letters.		✓	✓	✓	5/7/4
X	Participate verbally and non-verbally in short simple activities: greeting, giving and receiving commands and instructions.	✓	✓	✓		6/7/4
X	Recognize intonation patterns of statements and questions.		✓	✓		7/7/4
X	Ask and respond to simple assigned sentences in present tense form with the verb (like) using first and second person singular and in affirmative, negative and interrogative statements and (Yes/No questions).			✓	✓	8/7/4
X	Ask and respond to basic questions about personal information using verb to be (am, is, are), (have got) and wh. questions (what, where, who, how).			✓	✓	9/7/4
X	Recognize and use indefinite articles (a, an) using (this and that).			✓	✓	10/7/4
X	Recognize and apply regular plural formation using (these and those).				✓	11/7/4
X	Recognize and apply subjective pronouns correctly (I, You, He, She, It, We, They).			✓	✓	12/7/4
	Recognize prepositions of place (in, on)				✓	13/7/4
	Talk about feelings in simple and short sentences.					14/7/4
X	Identify main colours (red, blue, green, black, white, yellow. brown)	✓	✓			15/7/4
X	Identify and talk about classroom objects which are assigned in the book.	✓			✓	16/7/4
	Identify and talk about family members and possession using two possessive adjectives: (my, your)		✓	✓	✓	17/7/4
	Identify and talk about food, animals, clothes.		✓	✓		18/7/4
	Talk about likes and dislikes.			✓		19/7/4
	Be willing to listen to short digital and recorded materials.	✓	✓	✓	✓	20/7/4
X	Utter simple words and numbers (cardinal numbers 1-19).	✓	✓			21/7/4
	Read and count numbers in tens (10-100).					22/7/4
X	Read aloud simple words and sentences.			✓	✓	23/7/4
X	Read and match words to photos/drawings.		✓	✓	✓	24/7/4
X	Read and comprehend simple short sentences.				✓	25/7/4
X	Spell some simple sight words correctly.		✓	✓	✓	26/7/4
	Be willing to read simple short illustrated stories.			✓	✓	27/7/4
X	Recognize and apply the directionality in writing English (e.g. left/right, top/bottom).	✓	✓	✓	✓	28/7/4
X	Use lined paper correctly with headline, midline, and baseline.	✓	✓	✓	✓	29/7/4
X	Copy words, numbers and simple short sentences.		✓	✓	✓	30/7/4
X	Write upper/lower case letters correctly.		✓	✓	✓	31/7/4
X	Use appropriate spacing between words and sentences.		✓	✓	✓	32/7/4
	Write guided short answers to written questions.			✓	✓	33/7/4
X	Do controlled writing such as supplying missing letters and words.				✓	34/7/4
X	Recognize and apply the punctuation and capitalization assigned for this grade: (capitalizing the beginning of names, sentences, questions and the use of full stop and question mark).				✓	35/7/4

Macmillan Education

4 Crinan Street

London N1 9XW

A division of Macmillan Publishers Limited

ISBN 978-0-230-42907-9

Text © Read Harper Publishing Limited, Adrian Tennant and Wendy Arnold and Co. Limited 2011

Written by Kathryn Harper with Wendy Arnold and Adrian Tennant.

Design and illustration © Macmillan Publishers Limited 2011

The authors have asserted their rights to be identified as the authors of this work in accordance with the Copyright, Designs and Patents Act 1988.

First published 2007

This edition published 2011. Updated in 2017.

All rights reserved; no part of this publication may be reproduced, stored in a retrieval system, transmitted in any form, or by any means, electronic, mechanical, photocopying, recording, or otherwise, without the prior written permission of the publishers.

Designed by Clare Webber Graphic Design

Illustrated by David Mostyn, Joe Wilkins, Pulsar, Red Giraffe

Original Cover design by John Barker, Stockholm Design

Cover credit: Cover illustration by J. Wilkins

The author and publishers would like to thank the following for permission to reproduce their photographs:

Alamy/I. Car p6(bm), Alamy/Hi Brow Arabia p17(1), Alamy/Blend Images pp17(2), 17(3), Alamy/Grapheast p17(1a), Alamy/D.Hurst pp25 x 5, 27 x 9(bag), Alamy/Its Only Light pp24, 27(book), Alamy/Kzenon p17(4), Alamy/M. Lee pp48, 51, 53, 54(trousers), Alamy/R. Machin pp48, 50, 51, 53(cap), Alamy/O. Maksymenko pp6(bl), (br), Alamy/Maxstock pp48, 54, 57 x 2(tshirt), Alamy/S. Meese pp44, 47, 54 x 2, 56(boat), Alamy/Melissa Mercante Alamy Stock Photo p47(yoyo), Alamy/N. McDiarmid pp48, 54 x 3, 57(shirt), Alamy/L. Nyshko pp24, 48, 54(anorak), Alamy/JG Photography p24, Alamy/Studio Shots pp44, 47, 54, 56(computer game), Alamy/V. Thomaidis p27(table) x 4; **Art Directors**/C. Baker pp18(3), 21 x 2(bed); **BrandX** pp18(2), 21(table); **Comstock** pp18, 21, 44, 47, 54 x 2, 56, 57(plane); **Corbis**/A.Haglund/Naturbild p43(monkey), Corbis/Image Source p43(giraffe), Corbis/A. Schmies/Novarc pp48, 49, 50, 51, 53, 57(ghotrah); **Getty Images**/J. Kantor p50(trousers), Getty Images/Photographers Choice pp43(2), 43(4), 44, 45, 46, 54 x 2, 56, 57(train), Getty/H. Shooter pp44, 47, 54, 56(car); **Getty RF** pp24 x 2, 25 x 9, 31 x 3, 57 x 3(pen), 24 x2, 25, 27, 31(pencil), 44, 47, 54x2, 56, 57(football), 48, 50, 51, 53, 54(shoes), 48, 50, 51, 53, 57(ink); **Macmillan Australia** p24; **Macmillan Education Ltd**/Paul Bricknell pp18(1), 21 x 2, 24, 24(book), 25(book) x 7, 27, 44, 46, 47x2(book), 54, 56, 57(doll), Macmillan Education Ltd/David Tolley/D. Ryan pp24(rucksack), 50(shirt); **Photodisc** pp32, 34, 35, 54, 57(cat), 32, 34, 35, 40, 41 x 7, 44, 46, 47, 53, 54 x 2, 57(goat), 32, 34, 35, 40, 41 x 10, 54 x 2, 57(chicken), 32, 34, 35, 40 x 2, 41 x 2, 54(horse), 32, 34, 35, 44, 53, 54(dog), 32, 35x2, 41, 53, 57(apple), 32, 35 x 2, 41, 53(tabby cat), 36, 38, 39, 41, 48, 50, 51, 53, 56, 57(lion), 36, 38, 39, 40, 48, 50, 51, 53, 54, 56 (tiger), 36 x 2, 39 x 3, 41, 53, 54, 56, 57(elephant), 36, 38, 39, 54, 56(giraffe), 36, 38, 39, 41, 54(bird), 36, 38, 39, 40 x 2, 54(fish), 36, 39, 40 x 2, 54(monkey), 36, 39 x 2, 41, 53, 57(orange), 50, 51, 53(tshirt); **Shutterstock**/Gulf Eye pp48(4), 49(thobe), 50(thobe), 51(thobe), 53(thobe), 94(thobe), Shutterstock/John Kasawa p24(bag); **Stockbyte** pp25, 44, 47, 54, 56(robot).

Printed and bound in the Kingdom of Saudi Arabia

2022 2021 2020 2019 2018

15 14 13 12 11 10 9 8 7