

تم تحميل هذا الملف من موقع المناهج الإماراتية



almanahj.com

موقع
المناهج الإماراتية

*للحصول على أوراق عمل لجميع الصفوف وجميع المواد اضغط هنا

<https://almanahj.com/ae>

* للحصول على أوراق عمل لجميع مواد الصف الثاني عشر اضغط هنا [12/ae/com.almanahj//:https](https://almanahj.com/ae/12)

* للحصول على جميع أوراق الصف الثاني عشر في مادة تصميم ولجميع الفصول, اضغط هنا [12design/ae/com.almanahj//:https](https://almanahj.com/ae/12design)

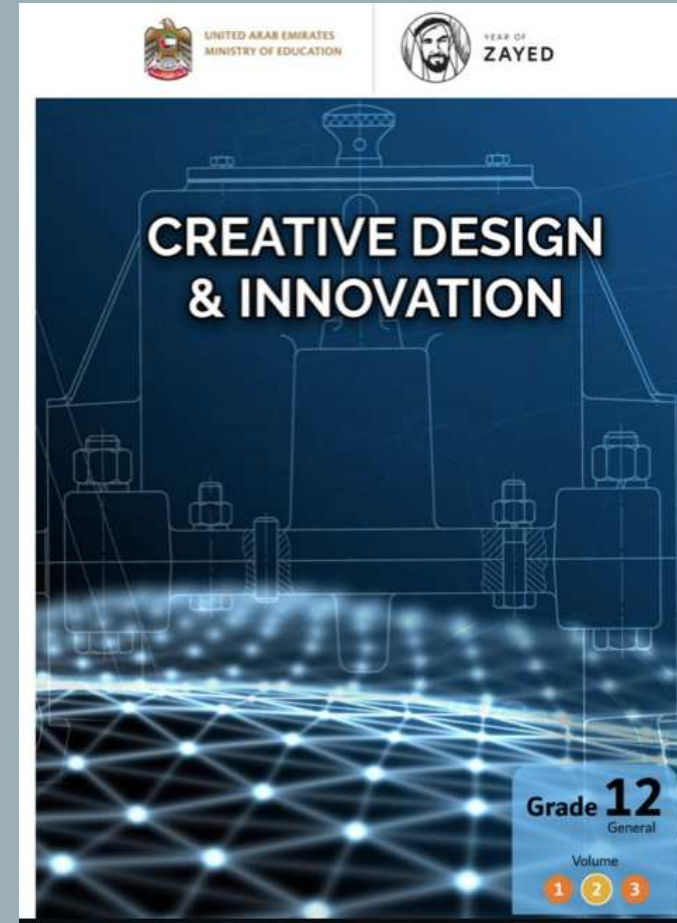
* للحصول على أوراق عمل لجميع مواد الصف الثاني عشر في مادة تصميم الخاصة بـ الفصل الثاني اضغط هنا

<https://almanahj.com/ae/12design2>

* لتحميل كتب جميع المواد في جميع الفصول للـ الصف الثاني عشر اضغط هنا [grade12/ae/com.almanahj//:https](https://almanahj.com/ae/grade12)

للتحدث إلى بوت المناهج على تلغرام: اضغط هنا [bot_almanahj/me.t//:https](https://t.me/bot_almanahj)

حل كتاب الديزاين جزء الثاني الوحدة الأولى لصف الثاني عشر عام.



of a person, or the interior of a building. For example, a mosque can give you a sense of peace and tranquility once you step inside.

A perfect example of the significance of architecture can be seen in the UAE. The country has gone through a remarkable transformation in the last 50 years, from desert land to the skyscraper country of the Middle East. Figure 1.1.2 shows just one example of the significant role architecture has played in the UAE; from the area surrounding the clock roundabout being undeveloped and very sandy in the 1960s to today where the sand has been replaced by tall hotels. You will further study the history of architecture in the UAE in the coming weeks.



Figure 1.1.2 - Images of the clock roundabout in Deira, Dubai, from the 1960s (left) and today

'Whatever good things we build end up building us.'

Quote by entrepreneur Jim Rohn.



Activity 1.1.1

Can you name three famous buildings from anywhere in the world and the architects who designed them?

Burj
Khalifa
Burj Arab

As mentioned earlier, architecture began because man needed to make some sort of shelter to protect himself from bad weather and other dangers, for example, animals. The first shelters constructed were made from natural elements (caves). However, when these were not available, humans made their shelters using materials that were readily available (leaves, clay, stone, etc.).

Architecture goes beyond the simple need for shelter, privacy and security by becoming a piece of art. Through the designing, planning and constructing of ideas, we can create a better society by reinventing the sites. In doing so, we can make the quality of living better.

Architects are responsible for creating the form that suits the users' needs. They are also supposed to plan the spaces as demanded by the user. Architects have to think about the environment and the site context. They have to imagine unique-practical designs. These designs are then 'brought to life' using technology and technical knowledge.

'I don't think that architecture is only about shelter, is only about a very simple enclosure. It should be able to excite you, to calm you, to make you think.'

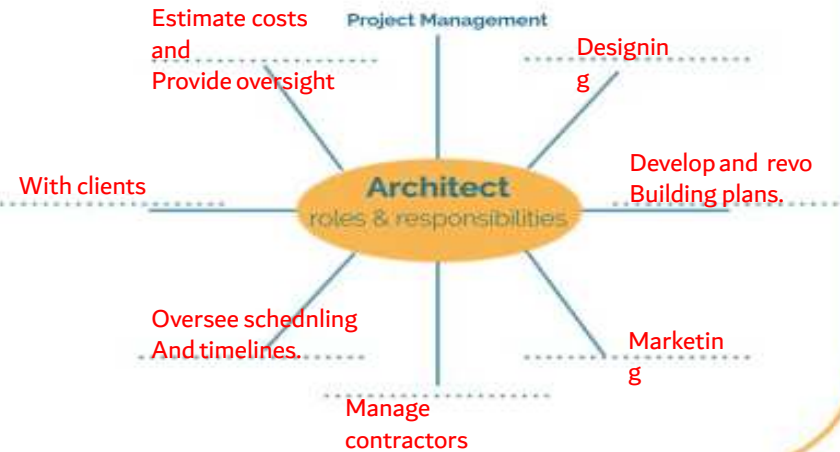
Quote by architect Zaha Hadid



Activity 1.1.3

Entrepreneurship task

Research and complete the diagram below to outline the roles and responsibilities of an architect.



Copyright © Ministry of Education - United Arab Emirates

Activity 1.1.4

Please sketch the top of the following columns in the box provided.



Byzantine 527 – 565 AD



Figure 11.10 - Hagia Sophia, Istanbul, Turkey

Hagia Sophia

Built in the 6th century AD, the Hagia Sophia was originally built as a cathedral in Constantinople (now Istanbul).

The architects were Anthemius and Isidore the Elder. The dome was later restored/ fixed by Isidore the Younger.

Dimensions: 82 m (length) x 73 m (width) x 55 m (height)

In 1453, after the Byzantine Empire had ended, the Ottoman rulers decided to turn the building into a mosque and later added the minarets on the outside. Changes were also made on the inside of the building where the mosaics were all painted over. The building later became a museum in 1943.

Byzantine architecture is defined by many characteristics. These include the large domes with square bases, rounded arches and spires. Glass mosaics are also very common on these buildings. Classical Roman-style architecture is the base for the early Byzantine architectural buildings. A change in style, advancement in technology, and political and territorial changes meant that a new style was emerging with a heavy influence by the Greeks.

Other differences from the previous era included: an increase in geometry; brick and plaster were used along with stone; mosaics replaced the carved decorations; complex domes rested on massive piers; and, alabaster windows were used to illuminate the insides with natural light.

Activity 1.1.5

Name three design differences between the Classical and Byzantine architectural eras.

- Overview of extant monuments.

- Structural evolution.

- Legacy.

- Scope.

- Petrification.

- History.

Romanesque era 800 – 1200 AD

Romanesque buildings can be found in many European countries. These include the United Kingdom, Spain, Italy, Hungary and Poland. Romanesque architecture does not have its own design style. In fact, this style had a somewhat slow process of evolution for constructing structures.

Romanesque architecture spread throughout Europe, and there are many features that can be seen on all or at least most of these buildings. Structures were made from stone and brick. Rounded arches were used as a means of support as well as decoration. Thick walls, which often measured 20 feet, were used on the ground floor. This allowed the height of the building to increase.

Gothic era 1100 – 1450 AD

New ways of constructing buildings were introduced in the early 12th century, which allowed buildings in the Gothic architectural era to be much higher than in previous eras. The main features of this era were the pointed arches, flying buttresses and ribbed vaulting. Stained glass took over the space on walls which was no longer needed to support the high ceilings.

Activity 1.1.6

Please sketch Romanesque and Gothic arches in the box below.

ROMANESQUE ARCH

GOTHIC ARCH



Renaissance era 1400 – 1600 AD

Renaissance means rebirth or revival. This period in history not only saw a rebirth in an exact architectural style but also in art, literature and learning. In the architectural world, the Renaissance style was inspired by classical Greek and Roman architecture. This architectural style was born in Italy and left the Gothic era behind. The main feature the architects from the Renaissance era took from the Greek and Roman styles was the symmetrical and perfectly proportioned design of buildings.

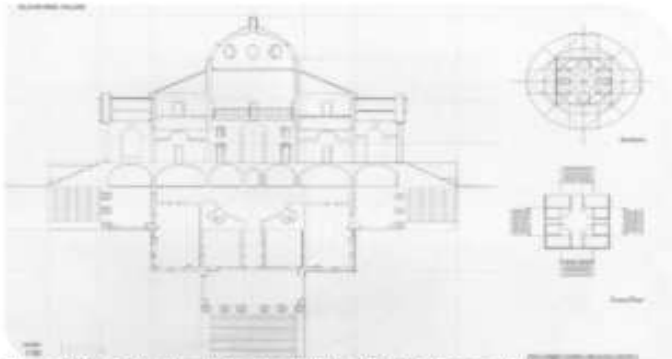


Figure 1.1.11 - Architectural drawing of Villa La Rotonda, Vicenza, Italy

Copyright © Ministry of Education – United Arab Emirates



Figure 1.1.15 - Art deco-themed necklace, furniture and staircase.

Art deco architecture became highly influential in Western Europe and the United States of America. The style was highly decorative and had hard edges. It was geometric, had zigzag shapes along with floral and sunrise patterns. The art deco style was not used to design individual homes. However, architects in the United States, especially Washington DC, found that this style suited apartment buildings. Most of these buildings are still in use today.

Activity 1.1.7

Please complete this symmetrical art deco pattern in the space provided.



Copyright © Ministry of Education – United Arab Emirates

