




Songbirds

Phonics

Sue Kangaroo



Julia
Donaldson



Oxford
Reading
Tree



Talk together

Ask the child to

- Point to each letter pattern in the box on the back cover and say the sound that it makes in words. Tell the child that some of these letter patterns can make the same sound. Stress that some letter patterns can make more than one sound.
- Look out for these letter patterns in the story and try to remember the sound they make.

Read the story

Remember, children learn best when reading is relaxed and enjoyable so give lots of praise.

- Encourage the child to try to read any words they do not recognise by saying the sounds of each letter pattern separately (e.g. n-ew), then running the sounds together quickly. If the child finds it difficult to say the sounds, say the sounds for him/her first, then see if he/she can hear the word.
- Explain that it is important when running the sounds together in a word, to check to see if it sounds like a real word as some words are less regular (e.g. there). Read these words to the child if he/she does not recognise them. Point out the letters that make the usual sound in each word (e.g. the th in there). This will help the child to remember these words.



TEACHERS
For inspirational support plus
free resources and eBooks
www.oxfordprimary.co.uk


PARENTS
Help your child's reading
with essential tips, phonics
support and free eBooks
www.oxfordowl.co.uk

See inside back cover for other activities.

This is school



and this is Sue




and this is
Mummy Kangaroo.

The teacher's name is Mrs Drew.



She says hello to Mum and Sue.



"This is Sue," says Mrs Drew.



"Do be kind to her. She's new."



"Time to paint," says Mrs Drew.



Sue says, "I like red and blue."



"Time to glue," says Mrs Drew.




"Sue can glue a kangaroo!"



"Dinner time," says Mrs Drew.



"This is yummy stew," says Sue.



"Music time," says Mrs Drew.



"I can play the spoons!" says Sue.



"Home time soon," says Mrs Drew.



"But what is in your pocket, Sue?"



Sue takes out a tube of glue.



She takes some spoons and paint out too.



"The school has rules," says Mrs Drew.



"You can't take those things home with you."



Sue is sad. "Don't cry," says Prue.

"Play with them tomorrow, Sue."



"Is there school tomorrow too?"



"Is that true? Hooray!" says Sue.



Here is Mummy Kangaroo.
"Hi, Mum! School is cool!" says Sue.



Check comprehension

Ask the child

- Did Sue like school? How do you know? (Yes, because she says 'Hooray' when she finds out that there is school tomorrow too.)
- What things do you like about school?

Check phonics (letter-pattern sounds)

Ask the child to

- Read pages 16 and 17. Find some words which rhyme (*Sue, glue, too*). Point to the letter pattern that makes the long *ue* sound in the words (*ue, oo*). Think of other words which rhyme with *glue* and *too*.
- Read page 18 and find some more words which contain a long *ue* sound (*school, rules, Drew*). Point to the letter pattern that makes the long *ue* sound in the words (*oo, u-consonant-e, ew*).

Example phonic words: school kangaroo moon balloons spoons toot boom soon too cool hooray Drew screws new stew Sue Tuesday blue glue Prue true Luke June cubes tube rules to do names takes time like home those

High frequency tricky words – These words are common but children may find them hard to read at this stage: can't dinner her here out Mrs says some teacher the there tomorrow what your