




Traditional
Tales

The Magic Paintbrush



Liz Miles

Meilo So

OXFORD



Traditional Tales

About the story

Traditional tales have been told for many years. This is a very old Chinese folk tale. Enjoy sharing and retelling this timeless story with your child again and again.



Tips for reading together

Talk together

- Look at the cover of the book together and read the title. Ask: *What might a magic paintbrush be able to do?*
- Look at page 2 where Ho is introduced. Ask: *What sort of work does Ho have to do?*
- Explain that Ho lived in China a long time ago.

About the words in this story


- Your child will be able to read most of the words in this story using their phonics skills. Encourage your child to sound out and blend any new words.
- These words are common, but your child may find them tricky.

made looked people

If necessary, read these words to your child.

During reading

- Encourage your child to read the story to you. Talk about the pictures with your child as they read.
- Encourage your child to say the sounds in a word, from left to right. Tell them to point to the sounds as they say them. Then they can blend the sounds into a whole word, e.g. *p-ai-n-t-b-r-u-sh, j-ai-l*.
- Give your child lots of time to sound out each word.
- Re-read the sentence encouraging your child to read with expression.
- Notice punctuation, such as exclamation marks, and that they affect how you say something.
- Look out for repeated phrases, e.g. *The ... became real!*



Use lots of praise to encourage your child!


The Magic Paintbrush

Written by Liz Miles
Illustrated by Meilo So



OXFORD
UNIVERSITY PRESS

Every day, Ho looked after a rich farmer's cattle. He took hay to the field.





The farmer did not pay him much. Ho had only dry bread to eat.


One day a very thin,
old man came up the
lane. He looked hungry.
Ho gave his bread to
the man.



“Thank you,” said the man. He gave Ho a gift. It was a golden paintbrush.



Ho made paints
from plants, berries
and mud.






“What shall I paint?” thought Ho. He began to paint some hay. The hay became real!






The sun was hot. The stream was dry. So Ho painted a blue stream.




The stream
became real! Now
the people and
the animals had
water to drink.



The rich farmer had lots of food to eat.
But the children and workers were hungry.






Ho painted lots of food. It became real!

Ho painted lots of things for people.
They all became real. He painted ...


a wheel ...



a bucket ...




and some clothes.





The rich farmer
wanted the magic
paintbrush. He put
Ho in jail and took
the brush.



The farmer was greedy. He painted gold. But the gold did not become real.



“Oi, you! The paintbrush does not work for me. Paint me a mountain of gold!” ordered the farmer.







Ho painted the mountain of gold. He painted a blue sea all around it. The gold and the sea became real.



The farmer was angry.
“I cannot swim! Why did you paint
the sea!” he shouted.






“I will paint a ship for you,” said Ho. The ship became real.

The farmer set off in the ship.
“When I get back, you will paint everything
I want. The world will be mine!” he laughed.






But Ho painted a gale. The
gale became real. It took
the farmer, far, far away.



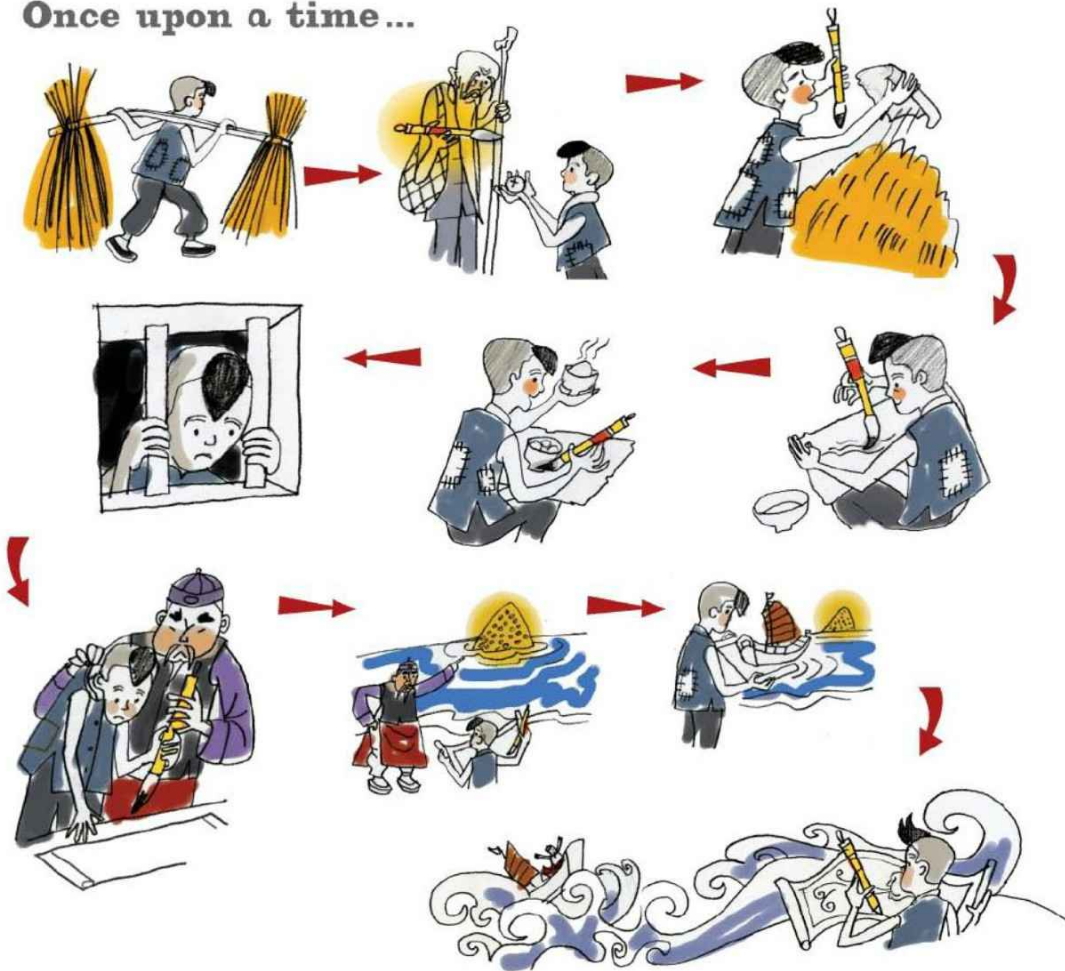
Ho returned to the farm. He painted things for those who were kind and good to others.



The rich farmer was never seen again.

Retell the story

Once upon a time...



The end.

🗨️ **Tips for retelling the story**

Talk about the story

- Look at the farmer on page 10. Ask: *What do you think he was thinking?*
- Find three or four kind things that Ho did to help people.
- Ask: *Why did the farmer put Ho in jail?*
- Ask: *Can you think of anything else Ho could have painted to trick the bad farmer?*

🔙 **Retell the story using the story map**

- Now you have read the story and talked about it, use the story map on page 24 to retell the story together. Each picture shows an important part of the story.
- Encourage your child to retell the story in their own words. You could do this together or take it in turns to tell different parts of it.
- As you retell the story, encourage your child to use descriptive words to add more detail, e.g. He took *heavy, dusty* hay to the field *in the hot sun*.

OXFORD
UNIVERSITY PRESS

Great Clarendon Street, Oxford, OX2 6DP, United Kingdom

Oxford University Press is a department of the University of Oxford. It furthers the University's objective of excellence in research, scholarship, and education by publishing worldwide. Oxford is a registered trade mark of Oxford University Press in the UK and in certain other countries

Text © Oxford University Press 2011

Illustrations © Oxford University Press 2011

The moral rights of the author have been asserted

First published 2011

All rights reserved. No part of this publication may be reproduced, stored in a retrieval system, or transmitted, in any form or by any means, without the prior permission in writing of Oxford University Press, or as expressly permitted by law, by licence or under terms agreed with the appropriate reprographics rights organization. Enquiries concerning reproduction outside the scope of the above should be sent to the Rights Department, Oxford University Press, at the address above.

You must not circulate this work in any other form and you must impose this same condition on any acquirer

British Library Cataloguing in Publication Data
Data available

ISBN: 978-0-19-833948-9

10 9 8 7 6 5 4 3 2 1

Typeset in OUP Earlybird

Paper used in the production of this book is a natural, recyclable product made from wood grown in sustainable forests. The manufacturing process conforms to the environmental regulations of the country of origin.

Printed in China by Print Plus



TEACHERS

For inspirational support plus
free resources and eBooks
www.oxfordprimary.co.uk

PARENTS

Help your child's reading
with essential tips, phonics
support and free eBooks
www.oxfordowl.co.uk



Oxford Reading Tree

Traditional
Tales

The Magic Paintbrush

An old man gives Ho a
paintbrush. Magic things
happen when Ho starts
to paint ...



Stage 5
Fully decodable

Book Band 5 Green

Letters and Sounds Phase 5

Traditional Tales
Stage 5



OXFORD
UNIVERSITY PRESS

How to get in touch:

web www.oxfordprimary.co.uk
email schools.enquiries.uk@oup.com
tel. +44 (0) 1536 452610
fax +44 (0) 1865 313472

ISBN 978-0-19-833948-9



9 780198 339489