


 Songbirds

Phonics

The Scrap Rocket



Julia
Donaldson



Oxford
Reading
Tree

Talk together

Ask the child to

- Point to the word *Scrap* in the title and the letters that make the beginning three sounds *scr*. Stress that when sounding out the word *scrap*, all the letters in *scr* make separate sounds (*s – c – r*).
- Look out for words with groups of consonants together.

Read the story

Remember, children learn best when reading is relaxed and enjoyable, so give lots of praise.

- Encourage the child to try to read any words they don't recognise by saying the sounds of each letter pattern separately (e.g. *s – c – r – a – p*), then running the sounds together quickly. If they find it difficult to say the sounds, say the sounds first and then see if they can hear the word.

Ron Rabbit is collecting things.



Ron collects a tin,



a tap,




a pot and



a lid.




Ron collects a plug,



a plank and



a pump.



Next, Ron collects a spring,



a strap and




lots of string.



Clink clink!


Bang bang!




Prod prod!


**Crank
crank!**

**Twist
twist!**



It's a rocket!






Lift-off!

This is a thrill!




But then...




Splash!



It's not a rocket.



It's a submarine!



Check comprehension

Ask the child

- What did Ron Rabbit collect and why? (Scrap things to make a rocket.)
- Have you ever made anything out of scrap things? What was it?

Check phonics (letter-pattern sounds)

Ask the child to

- Find and read two words on pages 6 and 7 which rhyme (*spring, string*).
- Point to the beginning three letters in each word. Say what sounds they make.
- Think of other words which begin with the sound *str* (e.g. *street, strong, strict, stretch*).
- Find and read words on page 9 which end with two consonants (*crank, twist*).
- Find and read a word in the book which rhymes with *crank* (*plank*).
- Point to the end two letters of *plank*. Say what sounds they make.
- Find and read another word in the book which begins with the sound *pl* (*plug*).
- Think of other words which begin with the sound *pl* (e.g. *plum, plan, plus*).

Example phonic words: plug pump spring strap string clink prod twist crank thrill splash collecting collects next things and lots bang lift-off this then

Context words: submarine