

Lesson One

1 Listen, point and repeat. 01



Rosy



Tim



Billy





Miss Jones

2 Listen and chant. 02


Hello, Rosy. Hello, Tim. Hello, everyone.
Hello, Billy and Miss Jones. Come and have some fun!

3 Listen and read. 03



1 Listen to the story again and repeat. Act.

2 Ask and answer.



My name's Jon.

3 Listen and sing your name. 04

Hello, hello!

Hello, hello,
How are you?
I'm fine, thank you.
I'm fine, thank you.

Hello, hello,
What's your name?


My name's _____.
That's my name.


Goodbye, goodbye,
Goodbye to you ...



Lesson Three

1 Listen, point and repeat.  05

2 Listen and tick (✓).  06




3 Look at the picture again. Point, ask and answer.

How old are you?

I'm seven.

4 Listen and point. Listen and chant.  07



1 Listen, point and repeat.  08



red



yellow



pink



green



purple




orange



blue

2 Listen and sing.  09

3 Sing and do.



Sing a rainbow!

Red and yellow,
And pink and green,
Purple and orange,
And blue.

I can sing a rainbow,
Sing a rainbow,
Sing a rainbow too.

4 Match.



orange

red

pink

purple

blue

green

yellow

1

What's this?

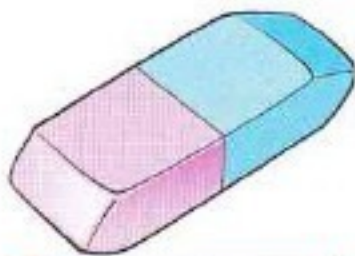
Lesson One Words

1 Listen, point and repeat. 🎧 10

2 Listen and chant. 🎧 11




pen



rubber



pencil




ruler




book

3 Listen and read. 🎧 12



- 1 Listen to the story again and repeat. Act.
- 2 Look and say.

Let's learn!



What's this?
It's a pen.

What's = What is
It's = It is

3 Write.

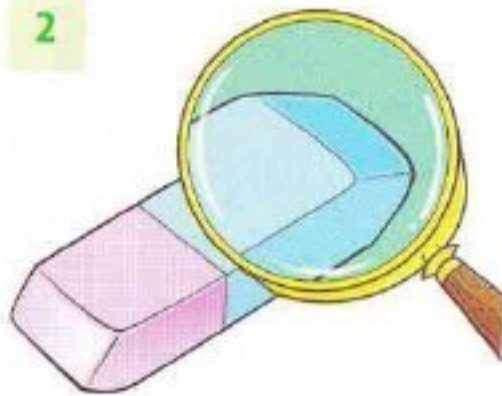
1



What's this?

It's a pen.


2



What's this?

It's a rubber.

3



What's this?

It's a pencil.

4



What's this?

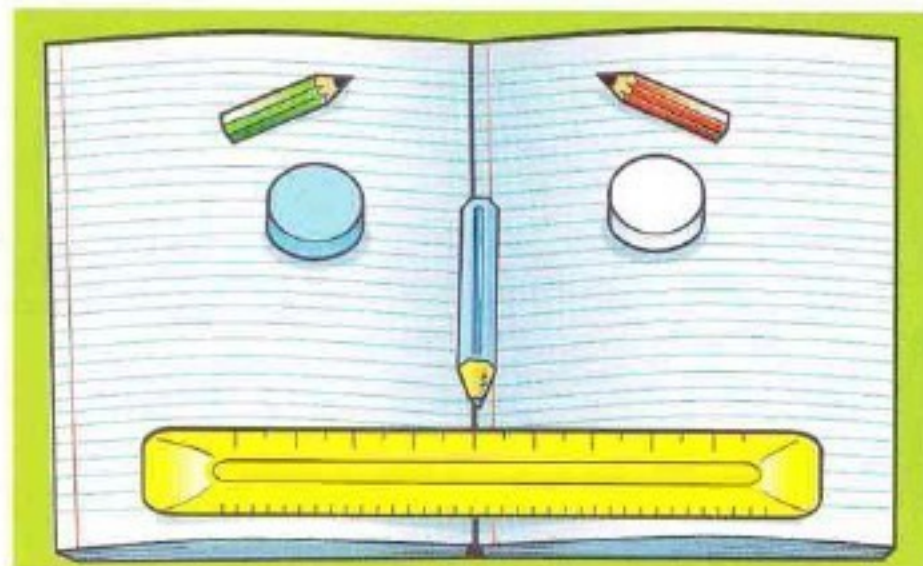
It's a ruler.


4 Point, ask and answer.

pen pencil rubber ruler book

What's this?

It's a pencil.



1 Listen, point and repeat.  13



bag



door



window

2 Listen and sing.  14

3 Sing and do.


Open the book!


What's this?
What's this?
It's a book.
Open the book.
Close the book.


What's this?
What's this?
It's a door ...


What's this?
What's this?
It's a bag ...

What's this?
What's this?
It's a window ...




1 Listen, point and repeat.  15




2 Listen and chant.  16

This is an apple, a, a, apple.
 This is a bird, b, b, bird.
 This is a cat, c, c, cat.
 This is a dog, d, d, dog.

3 Listen to the sounds and join the letters.  17

What has the dog got?



4 Read and circle the sounds a, b, c, d at the start of the words.



The cat likes birds.
 The dog likes apples.
 Here's the cat with the bird.
 Here's the dog with the apple.



Reading

1 Point to four school things. Say the words.

2 Listen and read.  18

1 My name's Emma.
This is my school bag.

2 This is my pencil case.
It's green.

3 And this is my pencil.

4 This is my blue pen.
And this is my pink pen.

5 Look at this! It's a rubber.

6 Can I see your bag?



3 Read again. Tick (✓) or cross (x).

1 pencil ✓

3 book X

5 door X

2 pen ✓

4 ruler X

6 rubber ✓

Listening

1 Listen and tick (✓) the correct picture.  19



Speaking

2 Open your bag. Ask and answer.



What's this?

It's a ruler.



Writing

3 Count the words in each sentence.

This is my bag. 4
 1 2 3 4

1 This is my pen. 4

2 Look at this. 3

3 Thank you. 2

4 Close the door. 3

5 This is a red pencil. 4

6 Open the window. 3

Complete the writing task on page 13 of the Workbook.

