

تم تحميل هذا الملف من موقع المناهج الإماراتية



\*للحصول على أوراق عمل لجميع الصفوف وجميع المواد اضغط هنا

<https://almanahj.com/ae>

\* للحصول على أوراق عمل لجميع مواد الصف الأول اضغط هنا

<https://almanahj.com/ae/1>

\* للحصول على جميع أوراق الصف الأول في مادة لغة انجليزية وجميع الفصول, اضغط هنا

<https://almanahj.com/ae/1english>

\* للحصول على أوراق عمل لجميع مواد الصف الأول في مادة لغة انجليزية الخاصة بـ الفصل الأول اضغط هنا

<https://almanahj.com/ae/1english1>

\* لتحميل كتب جميع المواد في جميع الفصول للـ الصف الأول اضغط هنا

<https://almanahj.com/ae/grade1>

للتحدث إلى بوت المناهج على تلغرام: اضغط هنا

[https://t.me/almanahj\\_bot](https://t.me/almanahj_bot)

✓ Read and match:

family



mum



dad



sister



brother



baby



✓ Trace and write:

family

dad

mum

brother

sister

baby

This is me!

Read, trace and colour:



Kandura is white.

Write it:

white

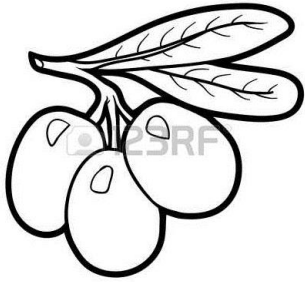
Draw things that are in white

Find it:

green white green white

red yellow white blue green

Read, trace and colour:



Olives are black.

Write it:

black

Color it:



Find it:

black    white    green    blue    black    red  
blue    red    black    yellow    green

1) Trace and write:

M M M M M M M

Blank handwriting lines for practicing uppercase 'M'.

m m m m m m m

Blank handwriting lines for practicing lowercase 'm'.

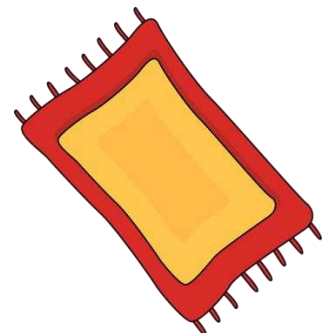

mango mat mum

2) Read and match:

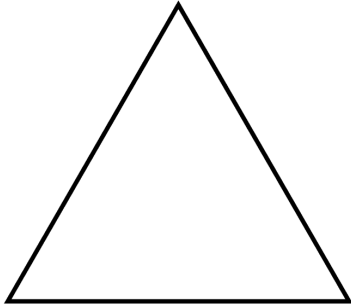
mango

mat

mum




• Read and choose yes or no:




1) Is it a circle ?      yes      no



2) Is this mum ?      yes      no

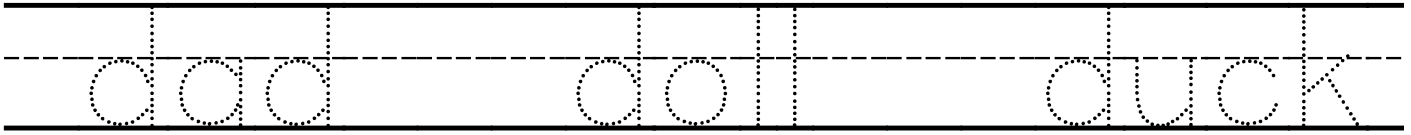
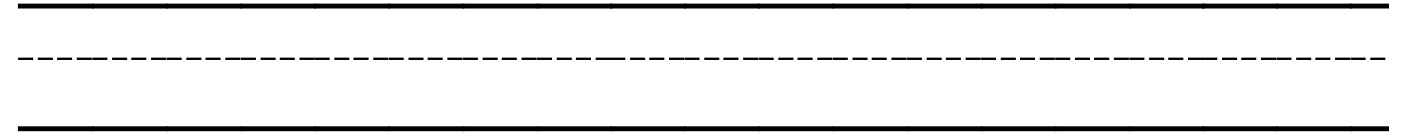
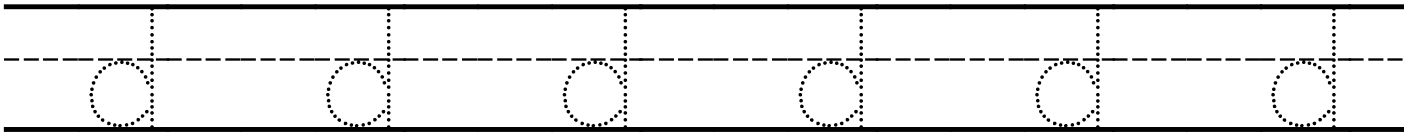
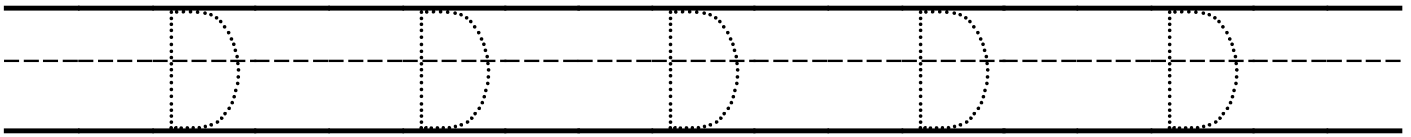


3) Is it a mango ?      yes      no




4) Is it a mat ?      yes      no

1. Trace and write:



2. Reorder the letters to make the words:



u k d c

-----



a d d

-----



l o d l

-----



• Read and choose yes or no:



1) Is it a doll?

yes

no



2) Is it a nut ?

yes

no



3) Is this dad ?

yes

no



4) Is it a doll ?

yes

no

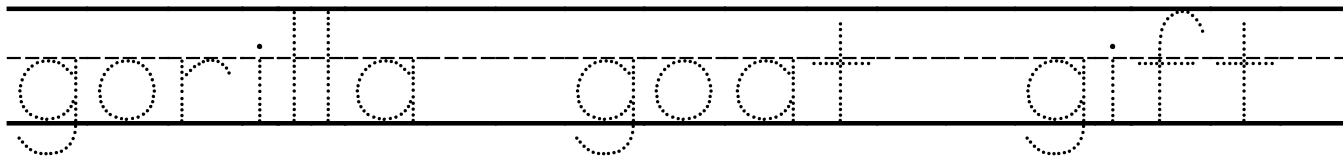
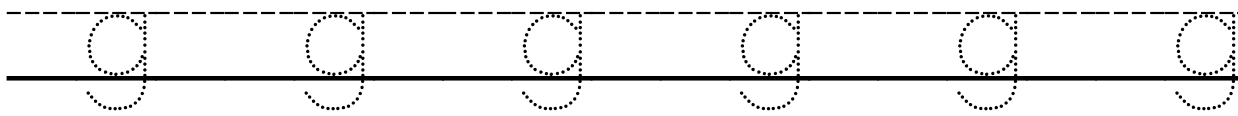
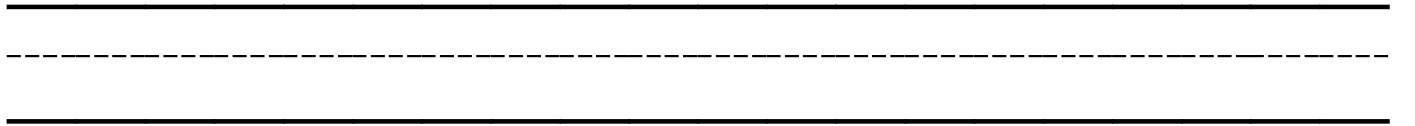
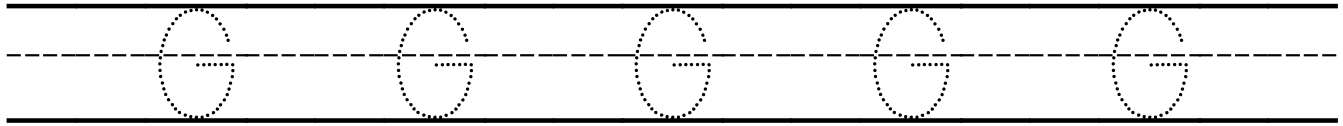


5) Is it a duck ?

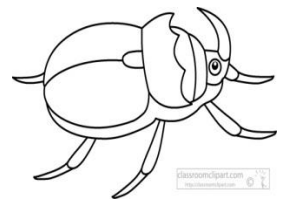



yes

no

1) Trace and write:



2) Colour the pictures that starts with ( g ) :



3) Fill in the missing letter:



g\_\_ft



gorill\_\_



g\_\_at

• Read and choose yes or no:



1) Is this mum?

yes

no



2) Is it a gift?

yes

no



3) Is it number four?

yes

no



4) Is it a gorilla?

yes

no

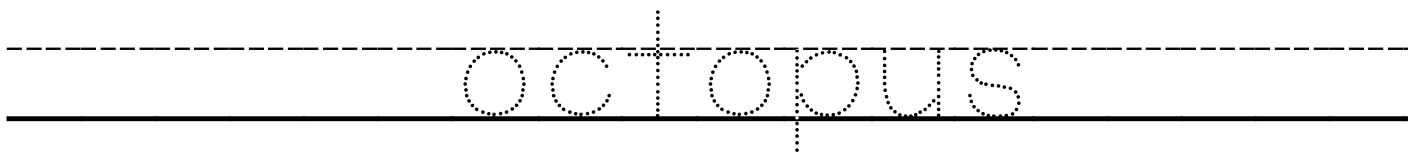
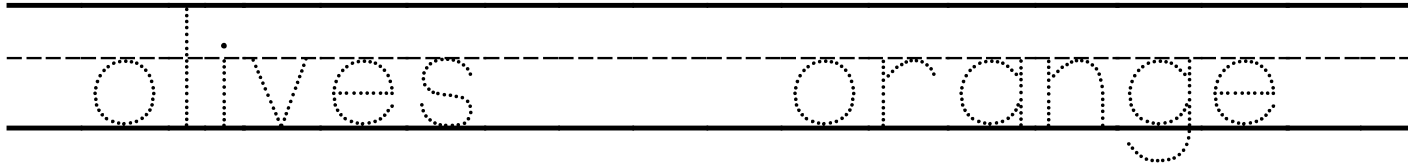
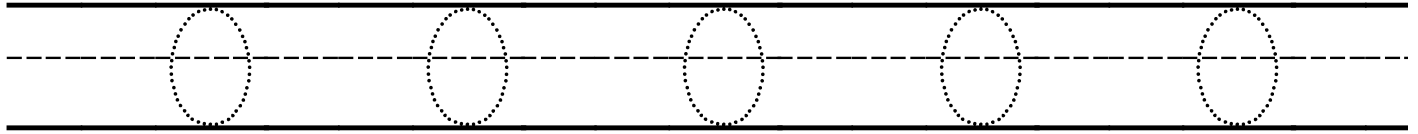


5) Is it a goat?

yes


no

1) Trace and write:




2) Look, read and write:

orange



octopus



olives




• Read and choose yes or no:




1) Is it number six?      yes      no



2) Is it an octopus?      yes      no



3) Are these olives?      yes      no

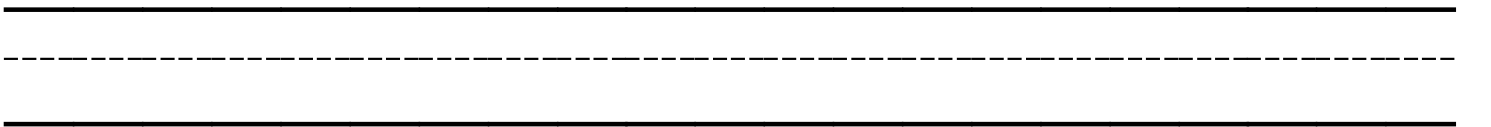
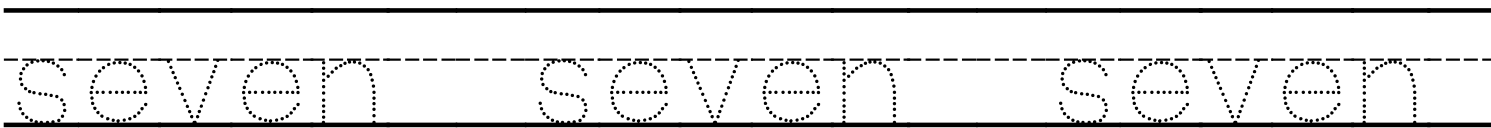
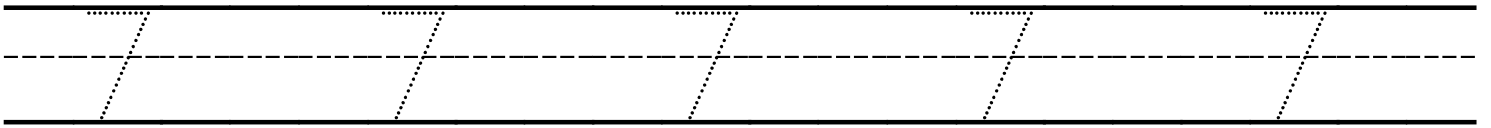


4) Is it an octopus?      yes      no



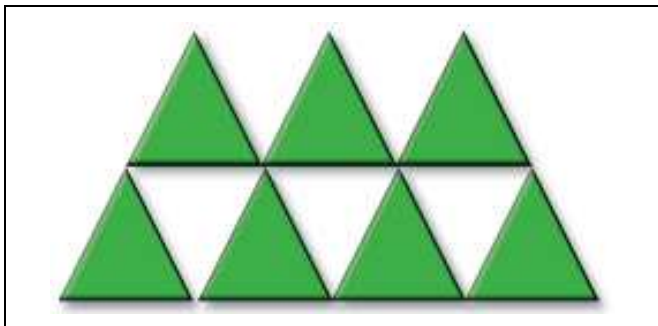
5) Is it an apple?      yes      no

**1) Trace and write:**



**2) Read and write:**

books / triangles



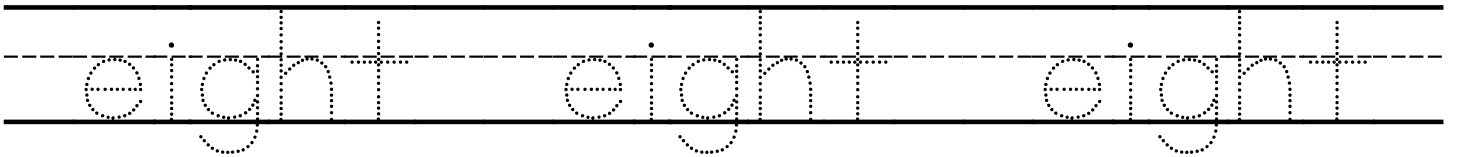
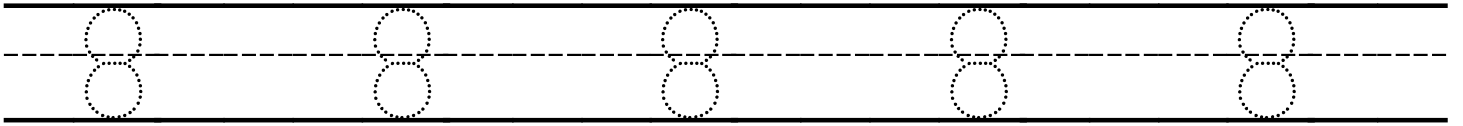
7 -----



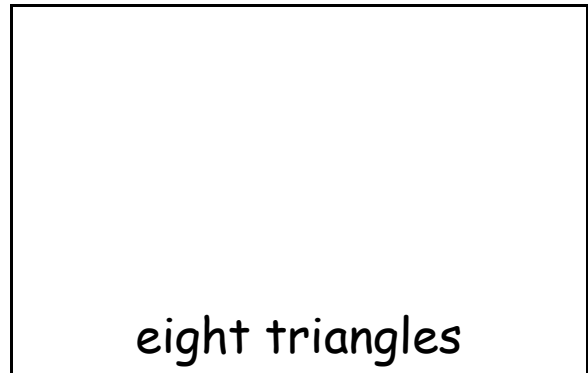

7 -----

**3) Read and draw 7 pencils:**

**1) Trace and write:**



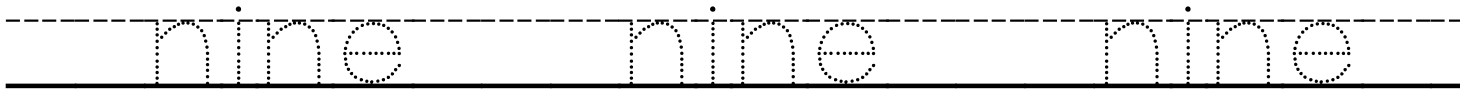
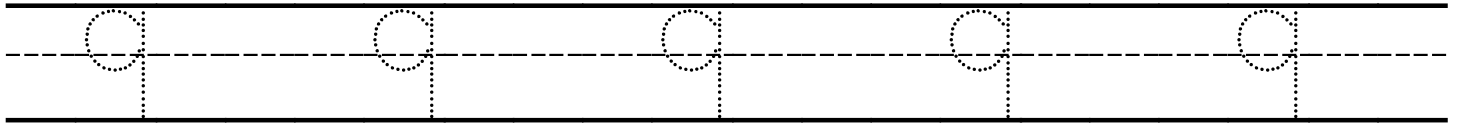
**2) Read and draw:**



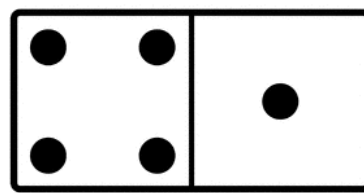
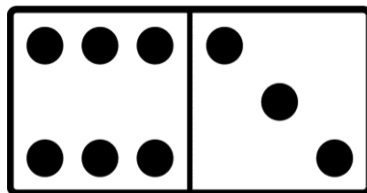

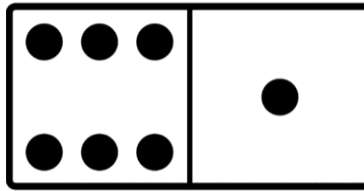
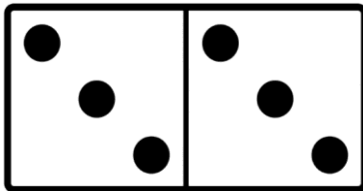
**3) Colour eight stars:**



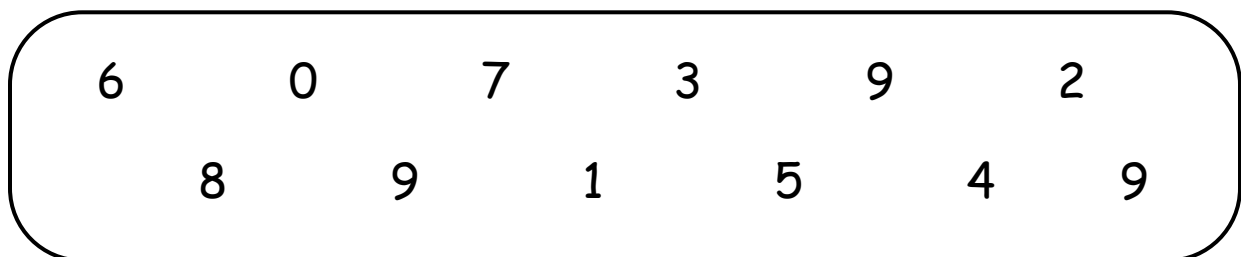
1) Trace and write:



2) Colour the dominos that shows ( 9 ) :

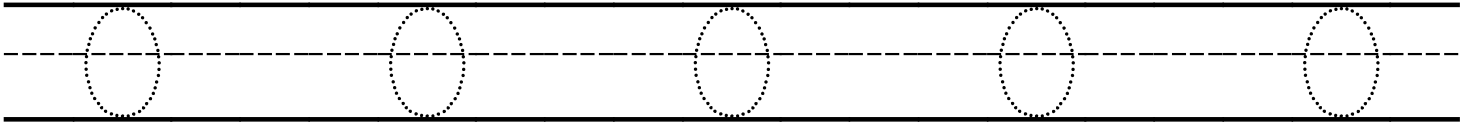


3) Circle the number nine (9):








1) Trace and write:



2) Read and match:



one

three

zero

four

two

1) Read and match:



eight

zero


nine

seven

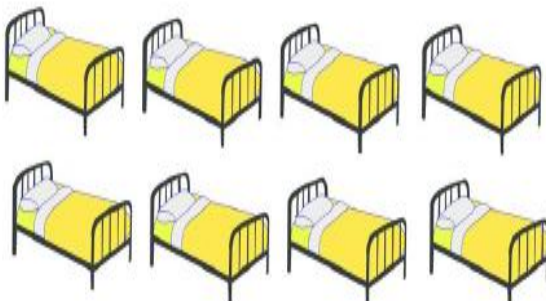
2) Count and write:




-----



-----



-----



-----


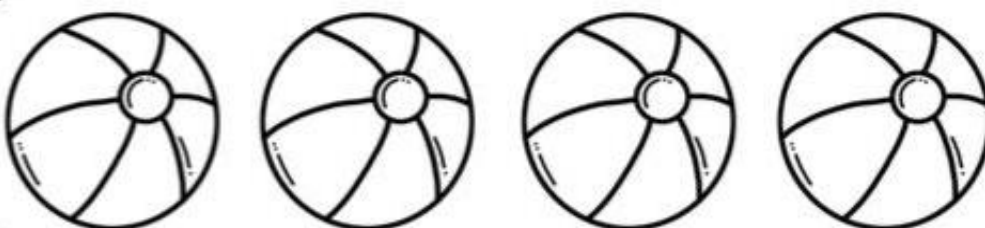

Name: \_\_\_\_\_




# How **MANY**?

**Directions:** Count the objects and write the number in the box.

1    2    3    4    5    6    7    8    9    10




1) Trace and write:



star

Blank handwriting lines for practicing the word 'star'.




heart

Blank handwriting lines for practicing the word 'heart'.

2) Read and colour:









red heart



yellow star

1) Look, read and match:

					
circle	rec__angle	__riangle	squ__re	s__ar	hear__

2) Read and colour the correct shape:

blue square	white triangle	green circle	black star	yellow rectangle	red heart
