

Write the following :



\_\_\_\_\_

\_\_\_\_\_

\_\_\_\_\_

\_\_\_\_\_

\_\_\_\_\_

\_\_\_\_\_

\_\_\_\_\_

\_\_\_\_\_

\_\_\_\_\_

\_\_\_\_\_

\_\_\_\_\_

\_\_\_\_\_



\_\_\_\_\_

\_\_\_\_\_

\_\_\_\_\_

\_\_\_\_\_

\_\_\_\_\_

\_\_\_\_\_

\_\_\_\_\_

\_\_\_\_\_

\_\_\_\_\_



\_\_\_\_\_

\_\_\_\_\_

\_\_\_\_\_

\_\_\_\_\_

\_\_\_\_\_

\_\_\_\_\_

\_\_\_\_\_

\_\_\_\_\_

\_\_\_\_\_



\_\_\_\_\_

\_\_\_\_\_

\_\_\_\_\_

\_\_\_\_\_

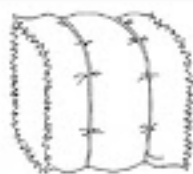
\_\_\_\_\_

\_\_\_\_\_

\_\_\_\_\_

\_\_\_\_\_

\_\_\_\_\_



\_\_\_\_\_

\_\_\_\_\_

\_\_\_\_\_

\_\_\_\_\_

\_\_\_\_\_

\_\_\_\_\_

Write the following :



\_\_\_\_\_

\_\_\_\_\_

\_\_\_\_\_

\_\_\_\_\_

\_\_\_\_\_

\_\_\_\_\_

\_\_\_\_\_

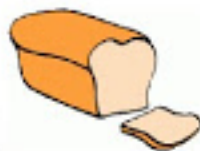
\_\_\_\_\_

\_\_\_\_\_

\_\_\_\_\_

\_\_\_\_\_

\_\_\_\_\_



\_\_\_\_\_

\_\_\_\_\_

\_\_\_\_\_

\_\_\_\_\_

\_\_\_\_\_

\_\_\_\_\_

\_\_\_\_\_

\_\_\_\_\_

\_\_\_\_\_



\_\_\_\_\_

\_\_\_\_\_

\_\_\_\_\_

\_\_\_\_\_

\_\_\_\_\_

\_\_\_\_\_

\_\_\_\_\_

\_\_\_\_\_

\_\_\_\_\_



\_\_\_\_\_

\_\_\_\_\_

\_\_\_\_\_

\_\_\_\_\_

\_\_\_\_\_

\_\_\_\_\_

\_\_\_\_\_

\_\_\_\_\_

\_\_\_\_\_



\_\_\_\_\_

\_\_\_\_\_

\_\_\_\_\_

\_\_\_\_\_

\_\_\_\_\_

\_\_\_\_\_

Write the following :



\_\_\_\_\_

\_\_\_\_\_

\_\_\_\_\_



\_\_\_\_\_

\_\_\_\_\_

\_\_\_\_\_

\_\_\_\_\_

\_\_\_\_\_

\_\_\_\_\_



\_\_\_\_\_

\_\_\_\_\_

\_\_\_\_\_

\_\_\_\_\_

\_\_\_\_\_

\_\_\_\_\_



\_\_\_\_\_

\_\_\_\_\_

\_\_\_\_\_

\_\_\_\_\_

\_\_\_\_\_

\_\_\_\_\_



\_\_\_\_\_

\_\_\_\_\_

\_\_\_\_\_

\_\_\_\_\_

\_\_\_\_\_

\_\_\_\_\_



\_\_\_\_\_

\_\_\_\_\_

\_\_\_\_\_

Write the following :



\_\_\_\_\_

\_\_\_\_\_

\_\_\_\_\_

\_\_\_\_\_

\_\_\_\_\_

\_\_\_\_\_

\_\_\_\_\_

\_\_\_\_\_

\_\_\_\_\_



\_\_\_\_\_

\_\_\_\_\_

\_\_\_\_\_

\_\_\_\_\_

\_\_\_\_\_

\_\_\_\_\_



\_\_\_\_\_

\_\_\_\_\_

\_\_\_\_\_

\_\_\_\_\_

\_\_\_\_\_

\_\_\_\_\_



\_\_\_\_\_

\_\_\_\_\_

\_\_\_\_\_

\_\_\_\_\_

\_\_\_\_\_

\_\_\_\_\_



\_\_\_\_\_

\_\_\_\_\_

\_\_\_\_\_

Lesson 14 / Day: ..... Date .....

❖ Little red hen is working so hard. Can you tell what is she doing?



\_\_\_\_\_

\_\_\_\_\_

\_\_\_\_\_



\_\_\_\_\_

\_\_\_\_\_

\_\_\_\_\_

❖ Did you like the little red hen story? \_\_\_\_\_

❖ What part did you like?

\_\_\_\_\_

\_\_\_\_\_

\_\_\_\_\_

❖ What part of the story you think was funny?


\_\_\_\_\_


\_\_\_\_\_


\_\_\_\_\_


❖ Write the word under the picture to complete the steps of making bread.


grinding  
wheat  
pick  
bread  
flour

1.  First we ..... The .....

2.  These women are ..... The wheat.

3.  The wheat is now .....

4.  Mix water and flour to have a bread dough.

5.  Bake the dough in the oven to get delicious .....

Answer the questions with ( Yes, it does ) or ( No, it doesn't ).

1) Does snake lay eggs?

\_\_\_\_\_.

2) Does goat lay eggs?

\_\_\_\_\_.

3) Does fish lay eggs ?

\_\_\_\_\_.

Lesson 13 \ Story: little red hen .

✓ Learners book pg 106-108

✓ Activity book pg 87

Nouns:

Wheat قمح	Flour دقيق / طحين	Dishes الصحون	Floor الأرضية	Hay القش	Bread الخبز
--------------	----------------------	------------------	------------------	-------------	----------------

Verbs:

Make Making يصنع	Pick Picking يقتطف	Grind Grinding يطحن	Wash Washing يغسل	Sweep Sweeping يمسح	Eat Eating يأكل
------------------------	--------------------------	---------------------------	-------------------------	---------------------------	-----------------------

Adjectives :

busy مشغول	delicious لذيذ
------------	----------------

❖ This story will be giving in three lessons: 13\14\15  
Activity book : Pg: 87\88\89

Story characters :



Little red hen

chick

duck

bird

Pronouns:

I	me	myself
---	----	--------

Lesson 12 / Day: ..... Date .....

❖ Read the sentences and choose the answer from the word box.

- 1) It grows from a seed. ....
- 2) They grow under the ground. ....
- 3) They grow above the ground.....
- 4) It lays eggs. ....
- 5) It lives on a farm .....
- 6) It doesn't live on a farm. ....

Carrots  
tomatoes  
tree  
duck  
cat  
sea  
turtle

❖ Classify the vegetables into the table:


Carrots tomatoes potatoes onions peppers beans

Above the ground	Under the ground



Lesson 11 / Day: .....

Date: .....

My garden**Write the parts of the bean plant**

My name is Dana. My Mum is a farmer. We have a small garden in our house. I help my Mum when she grows tomatoes.

We dig a little hole in the ground to plant the seeds. we pore the water . I pull the little weeds. My brother chase the butterfly. I love to watch my garden grow.

**❖ Complete the sentences :**

1- His car is small but my car is \_\_\_\_\_



2- Don't \_\_\_\_\_ the flower:



3- You sit on the \_\_\_\_\_.



4- There are \_\_\_\_\_ balls.

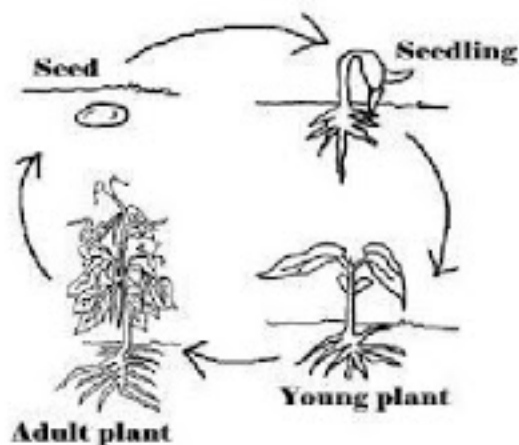


5- He has \_\_\_\_\_ sheep.



Lesson 10 / Day:.....  
Date.....

There are seeds in the bean.  
A farmer is planting a seed.  
The seed is becoming a plant.  
The seed is growing.  
A bean is growing on the plant.



## The life cycle of a bean



❖ Write which vegetables grows under or above the ground:

Above the ground	Under the ground

Onions  
carrots  
tomatoes  
peppers  
potatoes  
beans



Complete the sentences with ( above ) or ( below ).

1) His rabbit is \_\_\_\_\_ the table.




2) The plane is \_\_\_\_\_ the sky.



❖ Read the words and write them under the picture.

Ship    swing    tail    fin    onion



❖ Look at the picture.

1. What is the boy doing?

\_\_\_\_\_

\_\_\_\_\_

\_\_\_\_\_

2. How many apples can you see on the tree?









\_\_\_\_\_

\_\_\_\_\_

\_\_\_\_\_



Lesson 9 wordlistNoun:

Carrot Carrots جزر	Onion Onions بصل	Potato Potatoes بطاطس	Tomato Tomatoes طماطم	Pepper Peppers فلفل	Bean Beans فاصوليا	Ground الأرض التربة	Vegetable الخضروات
							


Verb:

Grow Growing	Pick Picking يقطف	Collect Collecting يجمع	Plant Planting يزرع	Eat Eating يأكل	Fix Fixing يصلح	Sleep Sleeping ينام	Feed Feeding يطعم	Walk Walking يمشي
-----------------	-------------------------	-------------------------------	---------------------------	-----------------------	-----------------------	---------------------------	-------------------------	-------------------------














preposition:

Above فوق	Under تحت
--------------	--------------

Complete the story:  
Write the sentence  
under each picture.  
Use the book p.  
101.



Nouns:

Life cycle دورة الحياة	Seed Seeds بذرة/بذور	Soil تربة	Plant نبته	Corn ذرة	Tree شجرة	Ant نملة	Flower زهرة	Rock حجر
								
Roots جذور	Stem ساق	Leaf ورقة	Hole حفرة	Weed اعشاب ضارة	Garden حديقة			
								

verbs:

Plant يزرع  
Planted زرع









Grow ينمو  
Grows ينمو  
Growing تنمو/ينمو

Dig يحفر	Pour يسقي	Chase يطارد	Pull يسحب
			



**Lesson 8 wordlist**

Noun:

ship	swing	wing	tail	toaster	hammer	fins	saw
							


Verb:

Fix يصلح / أصلح	Say يقول	Answer يجيب
--------------------	-------------	----------------

Speaking tips:

When someone says thank you, it is polite to answer you're welcome.

❖ Look at the situation . Try to write the proper response.



Lesson 7 / Day:.....

Date.....

Think about some words with SHORT I sound . Write them below.

_____	_____
-----	-----
_____	_____
-----	-----
_____	_____
-----	-----
_____	_____
-----	-----

big	كبير
Pick	يقطف
chick	كتكوت
Sit	يجلس / اجلس
ship	سفينة
Sick	مريض
Stick \ sticks	عصا / مجموعة من العصي
fig	تين

❖ Lets do page number 81 in the Activity book

❖ Tongue twister game .

1. Silly sue said six sad snowmen sat sideway singing.

2. Sixty silly sisters simply singing.

3. The big fat cat sat on the rat.

4. She sells sea shells by the sea shore.

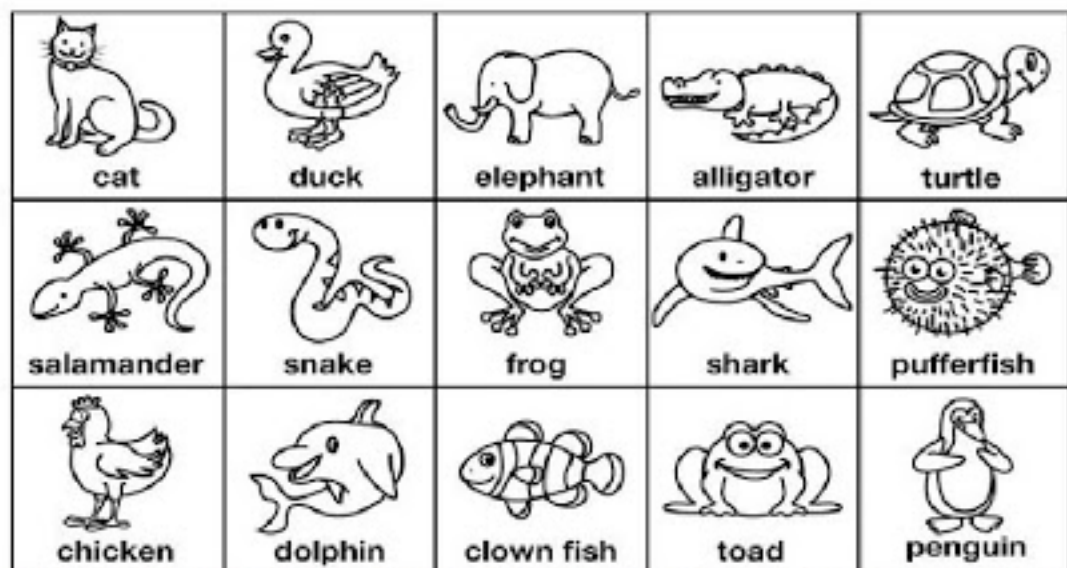
5. Gigging geese are playing games they are going to race.





Lesson 5 / Day: ..... Date: .....

❖ Look at the picture. Color the animal that lays eggs.



Complete the question then answer it.

1. Does a \_\_\_\_\_ lays eggs?



Use:

Yes, it does.

No, it doesn't.

2. Does a \_\_\_\_\_ lays eggs?



Lesson 6 / Day: ..... Date: .....

❖ Language tips:  
 Subject+ pronoun+ verb+ ing  
 I am reading a book.

I	am	(verb+ing)
You	are	
he	is	
she	is	Feeding
it	is	
We	are	
They	are	

➤ Fill in the blanks to complete the sentence.

Example:

We are watching TV.

A).....(we \watch \TV)

1).....(I \read \a funny book)

2).....(she \do \homework)







3).....(he \feed \the cows)

4).....(we \water \the plants)

5).....(I \pick \apples)

6).....(they \live \in UAE)

Lesson 5 wordlist

snake	tiger	sea turtle	Squirrel	rabbit	fish
					

Verbs:

Lays eggs تبيض	Swims تسبح	Walks تمشي
-------------------	---------------	---------------

Language tips:

Does it lays eggs?

Yes, it does.

No, it doesn't

عند الانتهاء من هذا الدرس سيكون الطالب قادر على  
تمييز الحيوانات التي تبيض lays eggs  
سكون قادر على تكوين اسئلة و الاجابة عليها باستخدام .

Lesson : / Day: ..... Date.....

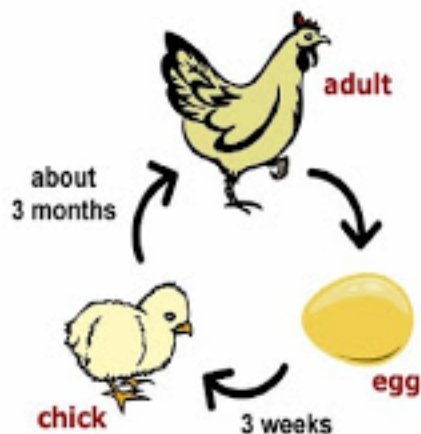
- ❖ Look at the picture. Read the word box. Write the correct word under the picture.

Chick    hen    hatches    grows






### Information box.

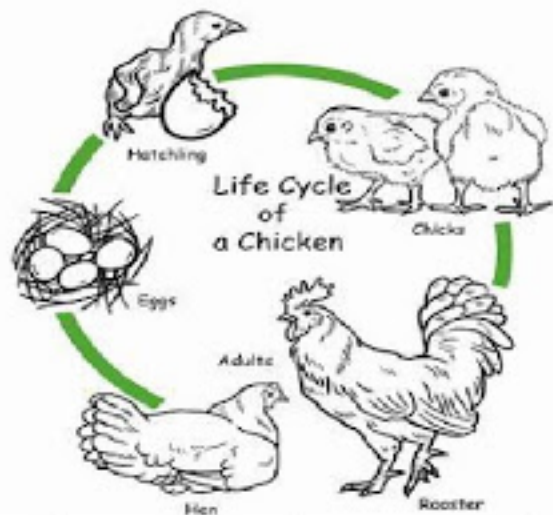
Roosters are male chickens, while hens are female chickens. Chicks are their babies. Each chicken started its life by hatching from an egg. Chicks grow and change over time. The different stages of life that an animal passes through are called its life cycle.



## Lesson 4 wordlist

Noun:

hen	egg	chick
		



Verbs:

grows يكبر/ينمو	comes out hatches يخرج/يفقس	eats يأكل	becomes يصبح	lays تبيض
--------------------	-----------------------------------	--------------	-----------------	--------------

preposition:

Inside داخل	Out خارج
----------------	-------------

phrase:

Come out

بنهاية هذا الدرس سيكون الطالب قادر على التحدث عن دورة حياة الدجاجة.  
سيكون قادر على كتابة مراحل حياة الدجاجة.

Match the animal with its sound:

Animals sounds :



quack



cluck



moo

neigh



baa



Duck → Quack

Cow → moo

Horse → neigh

Goat → baa

Chicken → cluck

Write the animal sound:

Duck → \_\_\_\_\_

Cow → \_\_\_\_\_







Horse → \_\_\_\_\_


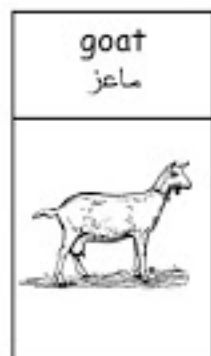
Goat → \_\_\_\_\_

Chicken → \_\_\_\_\_

## Lesson 3 wordlist

Noun:

duck	dog مزرعة	cow بقرة	horse خضروات	sheep تفاح	hen بيض
					



في نهاية الدرس سيكون الطالب قادر  
على:

تمييز حيوانات المزرعة و أصواتها  
المختلفة.

القدرة على استخدام

There is

There are

في جمل مفيدة

كتابة جمل كاملة و سليمة باستخدام

there is \ there are

Lesson २ / Day: ..... Date.....

❖ Write the correct word to complete the sentence:

1. The boy is  The chicks.



2. The girl is  The apples.



3. They are  the plants.



❖ Write a sentence for each photo.



\_\_\_\_\_

\_\_\_\_\_

\_\_\_\_\_

\_\_\_\_\_



\_\_\_\_\_

\_\_\_\_\_


\_\_\_\_\_

\_\_\_\_\_



Lesson 3 / Day:.....Date.....







❖ Look at the picture. Name 4 animals you can see in the picture

❖ Write 3 sentences' about the picture. Use there is or there are.


## Lesson 1 wordlist

Noun:

Farmer مزارع	tractor	Cow بقرة	Field حقل	Chicks كتاكيت	Stall حظيرة
					

verbs:

Plant planting يُزرع	Pick Picking يُقطف	drive driving يقود	Feed feeding يطعم	Collect collecting يجمع
				

في نهاية الدرس سيكون الطالب قادر على:

تمييز معاني الكلمات .

التحدث عن المزرعة بجمل مفهومة.

القدرة على تمييز الأفعال المرتبطة بمهام المزرعة.

Lesson 1 / Day: .....Date.....

❖ Read then fill in with the correct word.

Farmer

farm

stall

chicks

tractor

My friend Sam lives in a .....Sam's father is a .....He drives a .....every morning Sam gets up at 6 o'clock he feeds the hens and the .....Sam's family have lots of cows. They keep the cows in the .....

❖ Write the correct Verb under the picture.









Picking  
Feeding  
Planting  
driving



Lesson 2 wordlist

Noun:

tractor	Farm مزرعة	Cow بقرة	Vegetables خضروات	Apples تفاح	eggs بيض
					

verbs:

Plant planting يُزرع	Pick Picking يُقطف	drive driving يقود	Feed feeding يطعم	Collect collecting يجمع
				

في نهاية الدرس سيكون الطالب قادر على:  
تمييز معاني الكلمات .

التحدث عن أعمال المزرعة بجمل مفهومة.

كتابة جمل كاملة و سليمة عن المزرعة و مهامها باستخدام الأفعال التي تم دراستها  
استخدام المضارع المستمر (ing) عند تكوين الجمل.

## Previous Knowledge

### Colours:

red  
yellow  
green  
blue  
purple  
orange  
black  
white  
brown  
pink

### numbers:

1=one  
2=two  
3=three  
4=four  
5=five  
6=six  
7=seven  
8=eight  
9=nine  
10=ten

خبرات سابقة يجب ان يكون الطالب متمكن منها:

تمييز اللون و القدرة على كتابته.

تمييز الأرقام و القدرة على كتابتها بالحروف.

تمييز الحروف صوتيا و مطابقتها بكلمة واحدة كتابيا على الأقل.



Aa apple	Bb book	Cc cat	Dd duck	Ee egg	Ff fish	Gg goat
Hh hand	Ii insect	Jj jacket	Ll leaf	Mm mouth	Nn nine	Oo octopus
Pp pencil	Qq queen	Rr Rain	Ss sun	Tt table	Uu umberella	Vv van
Ww window	Xx box	Yy yellow	Zz zoo			





Parts of speech:  
Parts of speech refer to the way in which particular words are used.

➤ Word types:

- 1) Noun.
- 2) Verb.
- 3) Pronoun.
- 4) Adjective.
- 5) Adverb.
- 6) Preposition .

Noun:

A word used to name a person, animal, place, building, city or a thing.

Example:

Ali, chair, Dubai, bird, cat.

verb:

A word used to express an action.

Example:

Go, eat, make, run, sit, read, write, do, work, jump, play, sing, watch.

➤ Kick the ball

www.syCourse.com

Adjective:

A word used to describe noun or pronoun.

Example:

Happy, sad, scared, hot, tired, thirsty, sleepy, hungry, beautiful, big, small, tall.

➤ Red hat.

pronoun:

A word that take place of a noun.

Example:

He, she, it, we, you, us, they.

➤ She cooks.

preposition:

A word used to indicate the relationship between two objects, usually in tem of where they are. .

Example:

In, on, under, next to,

➤ The book is on the table.

Adverb :

A word used to add information about a verb.

Example:

Very, too, quickly.

➤ quickly kick the ball.



أعزائي:

ان منهج الصف الثاني يعد نقلة نوعية كبيرة للطلاب حيث يتم التركيز بطريقة كبيرة على :  
التحدث: الاجابة يجب ان تكون بجمل كاملة لا تقبل الاجابات التي تتكون من كلمة واحدة.  
الكتابة: الاسم الثاني ضروري للغاية ، في حال عدم كتابة الطالب لاسمه الثاني سيتم انقاصه نصف درجة من درجة الامتحان.

في هذه السنة الدراسية التركيز على كتابة الجمل .  
ترتيب الجمل ترتيبا صحيحا .  
حفظ جمل الاملاء .

القراءة: القراءة مهمة جدا و للأسف بعض الطلاب يفتقدون هذه المهارة بسبب تساهلهم مع منهج الصف الأول . نظرا لضيق الوقت و كثرة الدروس ارجوا من اولياء الامور متابعة الطلاب في القراءة (في الحصة الاثرانية سأقوم بمتابعة فقرات القراءة . و التي ستكون مرة في الاسبوع . ارجوا قراءة الكلمات يوميا مع الجمل و الفقرات .

و للطلاب ذوي المستوى المتدني

سيتم ارسال الخطة الاسبوعية لكل

طالب على حده . ارجوا المحافظة

عليها بالترتيب في ملف خاص يكون

مع الطالب يوميا .

القواعد: سيكون هناك الكثير من التدريبات على قواعد اللغة ، فارجوا المتابعة بشكل جدي ، سيتم عمل امتحان قواعد بعد الانتهاء من دراسة الوحدة .

تمنيتي بالنجاح و التوفيق للجميع .  
معلمة المادة : فاطمة الخوار .  
للتواصل على الواتس اب:

عزيزتي و لية أمر الطالب ، بين يديكم مذكرة واجبات الوحدة الخامسة .  
لقد قررت عمل المذكرات كبديل للدفتر من عدة نواحي هي :

- ✓ تقليل ضياع الواجبات .
- ✓ المحافظة على وقت الحصة و عدم ضياعه في توزيع اوراق الواجب .
- ✓ سهولة شرح المادة العلمية للطلاب .

ارجوا اتباع الخطوات التالية للمحافظة على المذكرة:

- وضع طابع باسم الطالب كاملا ليسهل على المعلمة التعرف على صاحبها .
- تغليف المذكرة للمحافظة على اوراقها(درجتين)

في حال عدم تصحيح المذكرة ارجوا الصاق ملاحظة ورقية عليها لتنبهني

^ ^



Grade 2 term 2  
Unit 5: on the farm  
Home work booklet



Name : .....

Section : 2\.....



Teacher: Fatima Ali Alkhawwar.