

Welcome

Saudi Arabia

I'm Ali. This is my family.



Ali

My name is Mohammed.



Mohammed

Hi. I'm Majid.



Majid

Good morning.



Fatimah

Hello.



Sarah

How are you?



Yasser

I'm from Saudi Arabia.



Abdullah

I'm 13.



Nader

What's your name?



Peter

Do you like English?

I'm from England.



Tom

She's my sister.



Mary



Helen

This is my family.



Anna

How old are you?



Badriah

Where are you from?





Aunt Maha

Are you from Saudi Arabia?






Aseel



Lesson 1

- 1 Listen and read.  






- 2 Listen and say.  



3a Listen and find. Number.  



3b Listen and say. Read and say in pairs.   

What's the time, please?

Thank you.



It's ... o'clock.

Phrase bank

What's the time, please?


Sorry I'm late.

No, you're early.

4 Listen, draw and write.  



Tom's mother



Lesson 2

1 Read and complete.

please time you It's Thank 10:00

- 1 What's the **time** _____, please?
- 2 **It's** _____ 1:15.
- 3 Thank **you** _____.
- 4 What's the time, **please** _____?
- 5 It's **10:00** _____.
- 6 **Thank** _____ you.

It's ...



2 Read and say in pairs.

What's the time, please?

Thank you.

It's ...



two o'clock

**three
fifteen**

**eleven
thirty**


3 Listen and match.



Mohammed and Fatimah



Ali and Tom



Sarah and Helen

Look!

At the beginning of a sentence, we always have a capital letter. We sometimes have a comma (,), apostrophe (') or question mark (?). Times are often shown with a colon (:).

- 1 **Writing; reading:** complete a text about time at sentence level with accurate spelling
- 2 **Listening; speaking:** asking the time
- 3 **Listening:** understand time in short, simple dialogues

4 Read and complete. Read and say in pairs.



late early Sorry I'm

- 1 **Sorry** _____, I'm late.
- 2 No, you're very **early** _____.
- 3 Sorry, **I'm** _____ very early.
- 4 No, you're **late** _____.



Phonics ABC

5a Look, listen and say.



pl
aeroplane

gl
glass

Grammar Focus

o'clock, fifteen, thirty



It's two **o'clock**. It's two **thirty**.



It's two **fifteen**.

5b Listen and tick ✓.



1



2






4 Reading; writing; speaking: complete and say a text at sentence level

5 Phonics 5a and 5b: recognise and produce the sounds /pl/ and /gl/ and link them to the corresponding spellings pl and gl

2 A meal

Lesson 1

1 Read. Listen and find.  

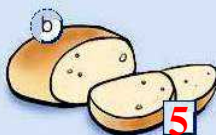


2a Read. Listen and number.   

Here you are.



They are sweet.

Please pass me the ...



Be careful!
It's hot!





2b Read and say in pairs.  

1 Reading; listening: understand main idea in a dialogue in a short simple text about food

2a Reading; Listening: follow a short simple dialogue

2b Reading; speaking: understand and use formulaic language to talk about food

3 Listen and match.  




I eat at 7:15.



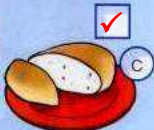
I eat at 7 o'clock.



I eat at 12:30.



4 Listen, tick (✓) or cross (X). Listen and say.   



Phrase bank

Do you have any ...?


Please pass me some ...

Here you are.

3 **Listening:** understand the main idea in short monologues about times for eating


4 **Listening:** understand and talk about the main idea in short dialogues about food


Lesson 2

1 Read and complete. 



banana bread salad ~~soup~~ tomatoes

- 1 Please pass me some soup. Be careful! It's hot!
- 2 Please pass me some bread and cheese.
- 3 Please pass me a banana. It's sweet.
- 4 Please pass me some green Salad and three tomatoes.

2 Listen and find. Listen and say. 



tea
water
soup
bread
tomato
banana
rice
salad



3 Listen and say.  

Mum, please pass me some soup.

Here you are. Be careful! It's salty.

Do you have any tea?

No, we don't.

4 Read and say in pairs.  



Do you have any ...?

Yes, I do.

No, I don't.


Grammar Focus

any some

Do you have any tomatoes?Please pass me some soup.Do you have any rice?Please pass me some salad.Phonics 5a Look, listen and say.  

br

brother



tr

train



trousers





brown



bread




traffic lights

5b Listen and match.  

br



tr

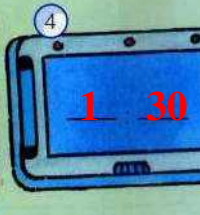
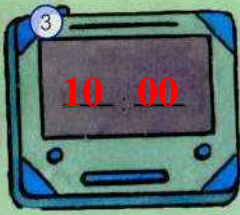


3 **Listening; speaking:** understand the main idea in four-part dialogues and ask and respond to simple requests4 **Reading; speaking:** use formulaic language to ask and respond to simple questions5 **Phonics 5a and 5b:** recognise and produce the sounds /br/ and /tr/ and link them to the spellings *br* and *tr*



1 Write in order. 

28 23 25 20 27 21
29 26 22 30 24

20, 21, 22, 23, 24, 25, 26,
27, 28, 29, 30

2 Listen and write.  



3 Choose and write.  

What's the time? It's hot! you're early. Here you are. It's three thirty.

A

What's the time, please?

1 **It's three thirty.**

Thank you. Oh no! I'm late!

B

I'm sorry, I'm late.

No, 2 **you're early.**

3 **What's the time?**

It's two thirty.


C

Please pass me the s

4 **Here you are.**

Thank you.

Be careful. 5 **It's hot!**

4 Look and write. 



1 Do you have any rice?

2 Yes, I do.



3 Do you have any bread?

4 No, I don't.



5 Do you have any salad?


6 Yes, I do.

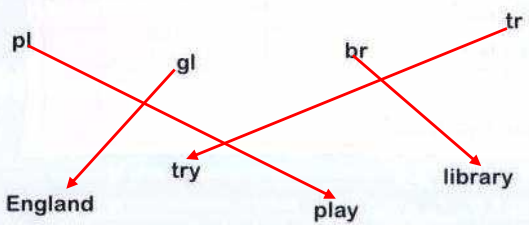


7 Do you have any soup?

8 No, I don't.


Phonics 

5 Match. 



4 **Writing:** write requests and respond to them
 5 **Phonics:** review the sounds /p/, /g/, /b/ and /t/ and link them to the spellings pl, gl, br and tr

1 Read. Write *late* or *early*.



2 Answer Yes, I do or No, I don't. Write.

- | | | |
|-----------------------|---|----|
| Do you like tea? | 😊 | ☹️ |
| Do you like rice? | | |
| Do you like bananas? | | |
| Do you like tomatoes? | | |

Chant

3 Listen. Read and say.

Do you have any bread?
Yes, we do. Yes, we do.
Do you have any rice?
Yes, we have rice too.

Do you have any salad?
No, we don't. We do not.
We have some nice soup.
Be careful! It's hot!

4 Read and write the times.



My Saudi Blog

My name's Zaki. I'm 13. I live with my family in Riyadh, in Saudi Arabia.
I'm at Exco International School.
This is my day.



It's 7 o'clock. I'm at home. Breakfast is at 7:15. I eat bread and fruit at breakfast. I drink milk.

It's 9:15. I'm at school. My teacher's name is Mr Brown.

It's 12 o'clock. I'm on the school bus. It's very hot.


It's 6:30. I'm at home. We eat at 7:15.

5 Project: Write and draw your Saudi Blog.



My Saudi Blog

My name's **Mashary**. I'm 13. I live with my family in **Taif**, in Saudi Arabia.
I'm at **Al-Taif International School**.
This is my day.



It's 7 o'clock. I'm at home. Breakfast is at 7:15. I eat jam and bread at breakfast. I drink milk.




It's 8:15. I'm at school. My teacher's name is Mr Mohamed.

It's 2 o'clock. I'm on the school bus. It's very hot.

It's 7:30. I'm at home. We eat at 8 o'clock.

3 My hometown

Lesson 1

1 Listen and find. Read and say.   


This is my hometown. Here's the mosque.


Is there a park?

Yes, there is. It's next to the mosque. It's on the right.

Where's the hospital?

It's opposite the mosque.


2 Listen and number. Listen and say.   



mosque



street



airport



supermarket



park






hospital

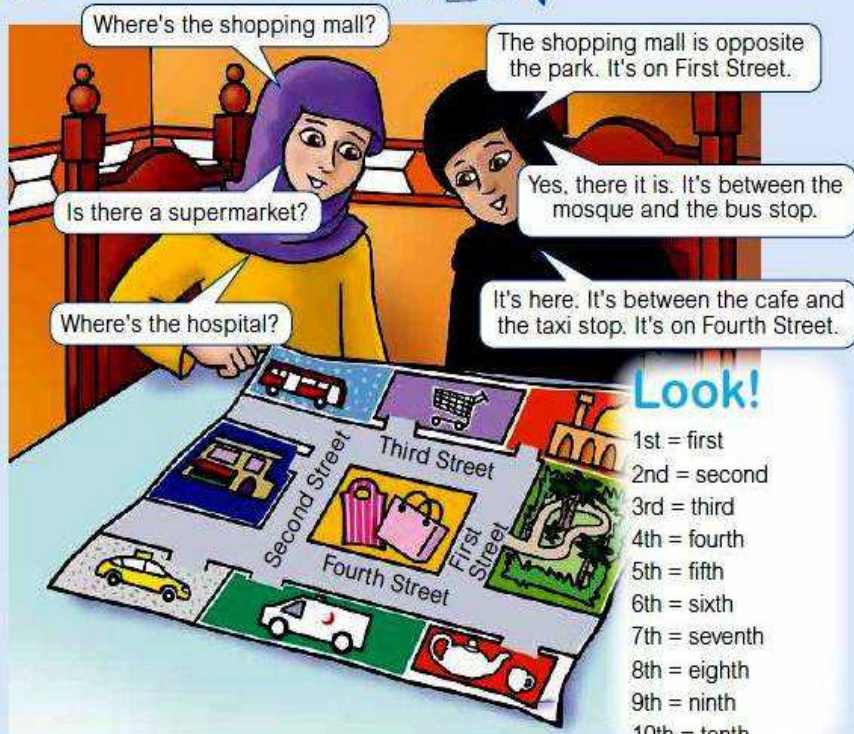


café



shopping mall

3 Listen and find. Read and say.   



Where's the shopping mall?

The shopping mall is opposite the park. It's on First Street.

Is there a supermarket?



Yes, there it is. It's between the mosque and the bus stop.

Where's the hospital?

It's here. It's between the cafe and the taxi stop. It's on Fourth Street.

Look!

- 1st = first
- 2nd = second
- 3rd = third
- 4th = fourth
- 5th = fifth
- 6th = sixth
- 7th = seventh
- 8th = eighth
- 9th = ninth
- 10th = tenth

4 Listen. Say in pairs.  



Where's the supermarket?

It's between the mosque and the bus stop.



It's on Third Street.

Phrase bank

Where's the ...?

Is there a ...?

3 **Listening; reading; speaking:** follow a short simple text and ask and answer where places are

4 **Listening; speaking:** understand short simple dialogues and ask and respond to simple questions

Lesson 2

1a Listen and find. Listen and write.



shopping mall supermarket café



1b Listen and say. Read and write.



1 The café is
on Sixth Street.





2 The shopping mall is
on Seventh Street.



3 The supermarket is
on Fifth Street.

1a Listening: understand with visual support a short simple dialogue giving directions and locations

1b Listening; reading; writing: understand short texts and complete a sentence about location


2 Read. Say in pairs.  

next to between opposite on the left on the right

Where's the ...?

Thank you.

It's ...



Grammar Focus



next to / opposite / between

The bus stop is **next to** the shopping mall.

The park is **between** the airport and the supermarket.

The taxi stop is **opposite** the hospital.

Phonics

3 Look, listen and say.  



s /s/

books

1 3 5 7 9
11 13 15 17
19 2 4 6
8 10 12 14
16 18 20

s /z/

numbers



es /iz/



oranges

2 **Reading; speaking:** ask and answer simple questions about places and positions.


3 **Phonics:** recognise and produce the sounds /s/, /z/ and /iz/ and link them to the spellings -s and -es.

4 Invitations

Lesson 1

- 1 Listen and read.  




Let's go to the ...



- 2 Listen and number. Listen and say.  



 4	 5	 3	 1	 2
go to the beach	ride a motorbike	go for a picnic	play football	make a sandcastle

- 1 Listening; reading: understand the main idea in a simple text
2 Listening; speaking: understand and say suggestions

3 Read and match. Listen and match.   

play football go on a picnic ride a motorbike make a sandcastle




4 Read and complete.  



time



sandcastle



picnic



Phrase bank
 I want to ...
 Let's go to the beach.

3 **Listening:** understand the main idea in a short dialogue
 4 **Reading; writing:** read and write short simple sentences to complete a paragraph

Lesson 2

1 Read and match.



go on a picnic



make a sandcastle

Let's go on a picnic

play football



go to the beach

Let's make a sandcastle.



Let's go to the beach



Let's play football

2 Read and say in pairs.



What do you want to do at the beach?



I want to make a sandcastle.



I want to ride a motorbike.



I want to ...

3 Listen and read. Listen and number.



a I want to make a sandcastle. 4

b What do you want to do at the beach? 3

c I want to go to the beach. Do you want to come? 1

d Yes, that's great! 2



Grammar Focus

to / at

What do you want to do at the beach?

Let's meet at the beach.

Let's go to the beach.

Phonics A B C

4a Look, listen and say.



fr
fruit



fl
flag

4b Listen and tick ✓. Say the words.

1
finger

Friday

Friday

4

four

2
foot

football

flag


The audio:

1
fr ... fr ... fr
finger ... Friday ...
four

2
fl ... fl ... fl
foot ... football ...
flag


3 **Listening; reading:** understand the main idea in a dialogue of four exchanges; follow a short simple text while listening to audio and using visual support

4 **Phonics 4a and 4b:** recognise and produce the sounds /fr/ and /fl/ and link them to the spellings fr and fl

1 Write in the correct order. 


seventh third fifth second first sixth fourth

- 1 first 2 second 3 third
 4 fourth 5 fifth 6 sixth
 7 seventh

2 Look and write. 



- the cafe the mosque
 1 Where's the cafe? It's opposite the mosque.
 bus stop the supermarket
 2 Where's the bus stop? It's next to the supermarket.
 taxi stop the hospital the cafe
 3 Where's the taxi stop? It's between the hospital and the cafe.
 the park the left
 4 Where's the park? It's on the left.
 the airport the right
 5 Where's the airport? It's on the right.

3 Read and complete. 

What do you want
to do in the park?

?



Let's go to the park.



I want to play football.

Let's go to the beach.


What do you want
to do at the beach?

?



I want to make
a sandcastle.

Phonics 

4 Listen and number. 

buses 3 parks 5 chairs 1

friend 4 flower 2

The audio:

1. s (/z/) ... s (/z/)
2. fl ... fl
3. es (/iz/) ... es (/iz/)
4. fr ... fr
5. s (/s/) ... s (/s/)

3 Reading; writing: review suggestions and want to in questions and sentences

4 Phonics: review the sounds /s/, /z/, /iz/, /r/ and /f/ and link them to the spellings -s, -es, fr and fl

1 Read and complete.

I'm are Street next to Where at between

1 Meet me at the café at 2:00.



2 It's on Fifth Street.



3 It's opposite the supermarket. It's between the bus stop and the hospital.



Chant

2 Listen. Read and say.

What do you want to do?

I want to go to the beach with you.

Do you want a picnic there?

Yes, I do. Yes, I do!

Do you want to play at the beach?

The sand is white, the sea is blue.

Do you want to play at the beach?

Yes, I do! Yes, I do!

3 Find the odd one out.


- | | | |
|-----------------|------------|-------------|
| 1 taxi stop | bus stop | football |
| 2 shopping mall | sandcastle | supermarket |
| 3 hospital | café | restaurant |
| 4 football | motorbike | park |
| 5 airport | bus stop | mosque |

4 Read and draw.


Computer Country is a computer game. This is my town in Computer Country. The name of my town is Yusuf Town. Yusuf is my father's name.

There's a big mosque in Yusuf Town. It's next to the park. There's a supermarket. It's opposite the park. The shopping mall is next to the hospital. There are two cafés. They're opposite the shopping mall. The bus stop is between the cafés.

There's a beach in Yusuf Town. I want to play football on the beach!



5 Project: Draw a map of your town in Computer Country. Write about it.




1 Write. 

number	S	1 sixth
place		2 supermarket
food		3 salad



number	S	4 seventh
place		5 shopping mall
food		6 soup

number	t	7 third
place		8 taxi stop
food		9 tomatoes

2 Write. 

castle market fast ball town bike

- 1 sand castle 3 motor bike 5 home town
 2 foot ball 4 super market 6 break fast

3 Read and complete.  

careful dinner early some Sorry please

- 1 What's the time, please? 4 Be careful. It's hot.
 2 We have pasta at dinner. 5 Sorry, I'm late.
 3 Please pass me some bread. 6 You're not late. You're early.

4 Write.



- What's the time? 1 It's 1:15.
- Please pass the rice. 2 Here you are.
- Do you have any bread? 3 No, I don't.
- Do you have any soup? 4 Yes, I do.
- Is there a salad? 5 Yes, there is.

4

5 Read and write.



I'm in First Street. There's a supermarket. It's on the left. It's between the shopping mall and the café. There's a hospital on the right. It's opposite the shopping mall.

- 1 Is there a hospital? Yes, there is.
- 2 Where's the shopping mall? It's opposite the hospital.
- 3 Is there a park? No, there isn't.
- 4 Where's the cafe? It's on the left. It's next to the supermarket.

5

6 Read and complete.



- 1 Let's go to the park. Do you want to come? (Is Do Are)
Yes, I do.
- 2 What do you want to do in the park? (What When Where)
- 3 I want to play football. (play playing to play)
- 4 What's the time? (a some the)
- 5 It's 10:30. (It It's Is)
- 6 Thank you. Oh no! I'm late. (me you her)



5

30



Lesson 1

- 1 Read. Listen and find.  




- 2 Listen and say.  



3 Read. Listen and find.  

Where are you from?



4 Read and say. Listen and find.   

Where's he from ...?

Are you from ...?

Phrase bank

Where are you from?
Are you from ...?

3 **Listening; reading:** understand the main idea in dialogues of two exchanges about where someone is from

4 **Listening; reading:** ask and answer questions about where someone is from

Lesson 2

Where are you from?

Whose flag is ...?

1 Listen and number. Read and say in pairs.



Saudi Arabia



Bahrain



Qatar



Kuwait



Jordan



United Arab Emirates



Yemen



Oman

2 Read and say in pairs.



Where are you from?

I'm from ...

3a Read and complete.



from are from I'm



Where are you from?

I'm from Saudi Arabia.



3b Listen and check.





1 **Listening; speaking:** understand short monologues; follow basic instructions and ask and answer questions about where you are from.

2 **Reading; speaking:** ask and respond to questions about where you come from.



3a **Reading; writing:** complete a written text at sentence level.

3b **Listening:** check answers.

4 Read and write. 

Grammar Focus

I'm / he / she / you / He's / She's




Where are you from? I'm from Oman.Where's he from? He's from Kuwait.Where's she from? She's from Saudi Arabia.Phonics 5a Look, listen and say. sp
hospitalsn
snail5b Listen and tick ✓. Say the words. 

The audio:

1 sp ... sp ... sp
sports ... pencils ...
soup2 sn ... sn ... sn
sandcastle ... snail ...
seven

My country

Lesson 1

1 Read. Listen and say.   

Where are you going on holiday?

I'm going to Jeddah.

How are you going there?

I'm going by plane.

2 Read. Listen and say.  

Where are you going on holiday?



I'm going to Jeddah.

I'm going to Riyadh.

I'm going to Damman.

3 Read and write.



Where are you going?

Dammam Where Jeddah going to

- 1 Where are you going?
- 2 We're going to **Dammam/Jeddah**.
- 3 I'm going to Riyadh.
- 4 We're going to **Dammam/Jeddah**.

Phrase bank

Where are you going on holiday?
I'm going to ...
How are you going there?
I'm going by ...

4 Read and say in pairs.



Where are you going on holiday?

I'm going to ...



How are you going?



We're going by ...

3 **Reading; writing:** understand a simple question and complete sentences

4 **Reading; speaking:** understand, ask and answer questions

Lesson 2

1 Listen. Read, draw and say.



2 Listen, read and say.



When is February?

It's in winter.



spring



summer



autumn



winter

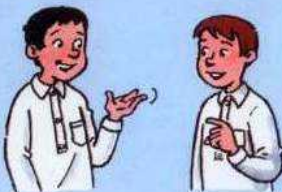
3 Listen, read and find.



I'm going to Jeddah.
I'm going by plane.

I'm going to
read a book.

I'm going to play
football on the beach.



What are you going
to do on the plane?

What are you going
to do in Jeddah?

- 1 **Listening; reading; speaking:** introduce and practise months of the year
- 2 **Listening; reading; speaking:** introduce seasons and practise months of the year
- 3 **Listening; reading:** understand the main idea of a dialogue containing the *going to* future

4 Write.



I'm going to **the United Arab Emirates**.
I'm going by **car**

I'm **going** to **sleep**.

What are you **going** to **do** in the **car**?

I'm **going** to **make** a sandcastle.

What are **you** going **to** do in the United Arab Emirates?



5 Say.

I'm going to Dammam.
I'm going by plane.

What are you going to do on the plane?

What are you going to do in Dammam?

Grammar Focus

going / going to

When are you **going**?

I'm **going** in January.

What are you **going to** do?

I'm **going to** play on the beach.

Phonics ABC

6a Look, listen and say.



sw sweets



sm smile

6b Listen and tick ✓. Say the words.



The audio:

1 sw ... sw ... sw

summer ... sun ... swimming

2 sm ... sm ... sm

small ... supermarket ... sandals

4 Writing: complete a dialogue about travel and future activities

5 Speaking: practise sentences and questions about travel and future activities

6 Phonics 6a and 6b: recognise and produce the sounds /sw/ and /sm/ and link them to the spellings sw and sm


1 Look and write.



- 1 It's next to Saudi Arabia and Oman. Yemen
- 2 It's between Yemen and Jordan. Saudi Arabia
- 3 The flag is red and white. Bahrain
- 4 The flag is red, black and white. Yemen
- 5 The flags of these countries are red, white, black and green. Kuwait, Jordan and United Arab Emirates.

2 Read and match.

- | | | |
|-----------------------------------|---|---------------------------------|
| 1 Where are you from? | a | No, I'm not. |
| 2 Are you from Kuwait? | b | The flag of Bahrain. |
| 3 Whose flag is red and white? | c | I'm going by plane. |
| 4 Where are you going on holiday? | d | I'm from Oman. |
| 5 What are you going to do there? | e | I'm going to Jordan. |
| 6 How are you going? | f | I'm going to play on the beach. |

3 Read and write. 

Where are you going on holiday?

How are you going there?

When are you going?

What are you going to do?




1 I'm going to the United Arab Emirates.

2 I'm going by plane.

3 I'm going in December.

4 I'm going to make a sandcastle.

Phonics 

4 Match. 

sp sn sw sm

smile spring swim snowy

3 Reading; writing: review writing answers to questions about holidays

4 Phonics: review the sounds /sp/, /sn/, /sw/ and /sm/ and link them to the spellings sp, sn, sw and sm

1 Read. Find and write.




What flags are there in the sandcastle?

Chant

2 Listen. Read and say.

Where's he from?
 He's from Oman.
 Are you from Saudi Arabia?
 Yes, I am.
 Is she from Jordan?
 No, she's from Qatar.
 Are you all happy?
 Yes, we are!



3 Read and draw. 

My Fantastic Holiday



I'm from Amman, in Jordan. I'm going on holiday with my family in November. We're going to Kuwait. We're going to visit the museums in Kuwait. We're going to buy jewellery in the market. We're going by plane.

from Amman, Jordan

when November

to Kuwait

activities **visit museums and buy jewellery in the market.**

plane / car / bus

4 **Project:** Plan a perfect holiday! Write a text for the website. Draw. 

from Jeddah, in Saudi Arabia

when July

to Oman

activities **visit the many places, take photos.**

plane / car / bus



I'm from Jeddah, in Saudi Arabia. I'm going on holiday with my family in July. We're going to Oman. We're going to visit the many places in Oman. We're going to take photos. We're going by plane.

Welcome to Saudi Arabia

Lesson 1


1 Read. Listen and find. 




Where can we go on holiday?

You can go to Al-Baha. There are lots of interesting things to do there.

What can we do there?

You can camp. You can see the mountains.



2 Read. Listen and say.   

You can go to ...


You can ...

3 Read, listen and write.



see walk ride play visit camp

1



Abha

You can see beautiful mountains.

2



Al-Ahsa

You can walk.

3



Al-Baha

You can camp and ride camels.

4



Al Khobar

You can play on the beach.

5



Hail

You can visit forts.

4 Read and match.



1

You can visit forts.

2

You can play on the beach.

3

You can camp.

4

You can walk.


5 Read and say.



Where can we go on holiday?



What can we do there?



You can go to Al-Ahsa.



You can walk.

Phrase bank

Where can we go on holiday?

What can we do there?



You can ...

3 Reading; listening; writing: understand and complete simple texts at sentence level

4 Reading; writing: understand short simple texts suggesting different activities

5 Reading: ask and answer questions with can to talk about holidays and activities

Lesson 2

1 Find. Listen and match.  

doctor engineer policeman teacher

mountains beaches cities fo



The audio:

Woman: 1 I'm a doctor. I like old forts.



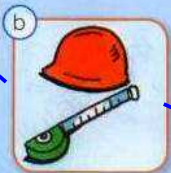
Woman: 2 I'm a teacher. I like beaches.




Man: 1 I'm an engineer. I like cities.



Man: 2 I'm a policeman. I like mountains.





2 Write. 

1 I like mountains.
I don't like camels.

2 I like forts.
I don't like mountains.

3 I like camels.
I don't like beaches.

Phonics

3 Look, listen and say.  



dr
drink



cr
crab

Grammar Focus

like don't an

I like camels.

I'm an engineer.

I don't like mountains.

I like swimming but

I don't like beaches.


2 **Writing:** complete sentences about professions and likes and dislikes




3 **Phonics:** recognise and produce the sounds /dr/ and /kr/ and link them to the spellings dr and cr

8 Holiday photos

Lesson 1

1 Read. Listen and find.  



2 Read. Listen and number.   

What can you do?



playing on the beach

2



snorkelling

1



shopping

3



visiting the port

5



visiting the museum

4



eating

6

1 Reading; listening: follow a short simple text while listening to audio

2 Reading; listening: follow and complete short simple texts while listening to audio; follow basic instructions

3 Read and complete. 

are playing taking What restaurant buying I'm eating are you

1 

What **are** you doing?

I'm **playing** football.

2 

What are you doing?

I'm **taking** a photo.

3 

What are **you** doing?

I'm **buying** jewellery.

4 

What are you doing?



I'm **eating** at a **restaurant**.

Phrase bank

What are you doing?

I'm reading a book.

Lesson 2

- 1 Listen, number and draw.  



3 cheap expensive



4 cheap expensive

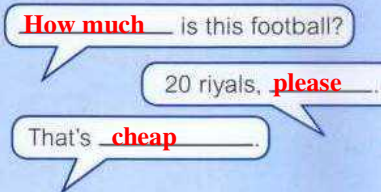
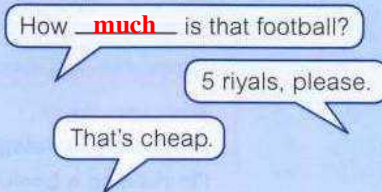


1 cheap expensive



2 cheap expensive

- 2 Read and complete.



3 Read and complete.

snorkelling taking eating shopping

museum restaurant beach market



We're **eating** at a **restaurant**. It's the evening.



Tom's **taking** a photo of the **museum**. It's the morning.



I'm **snorkeling** at the **beach**. It's the afternoon.



Tom's **shopping** in the **market**. It's the afternoon.

Grammar Focus

is please cheap

How much **is** this?

20 riyals, **please**.

That's **cheap**!

is are reading

I'm **reading**.

He **is** walking.

They **are** eating.

Phonics ABC

4a Look, listen and say.



u

pupil



sl

sleep



pr

pray

4b Listen and tick ✓. Say the words.

1



computer



colour



summer

Phrase bank

What can you do?

I can snorkel.

I can take photos.

I can go shopping.

1 Read and complete.

walk buy eat

play take visit

1 eat in a restaurant

4 take a photo

2 walk in the mountains

5 visit a museum

3 buy jewellery

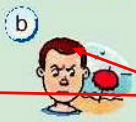
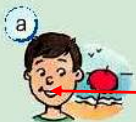
6 play football

2 Write.



- 1 He's a doctor. 2 She's a teacher. 3 He's an engineer. 4 He's a policeman.

3 Read and match.



- 1 Where can we go?
- 2 You can go on a picnic.
- 3 I like beaches.
- 4 I'm packing my bag.
- 5 I don't like beaches.

4 Look and write.

1 What's he doing?
He's taking a photo.



2 What's she doing?
She's buying jewellery.

3 What's he doing?
He's riding a camel.



4 What are they doing?
They're eating in restaurant.

5 Read and complete.

much do like can hundred see expensive Look go

Peter: Where can we go on holiday?

Woman: You can go to Abha.

Peter: What can we do there?

Woman: You can see beautiful mountains.

Peter: Look at the cheap necklaces.

Mary: I like necklaces.

Peter: How much is this necklace?

Man: One hundred riyals, please.

Peter: That's expensive



Phonics ABC

6 Listen and number.



pray 5 crab 2 pupil 3

sleep 4 drink 1

The audio:

- 1 dr ... dr
- 2 cr ... cr
- 3 u ... u
- 4 sl ... sl
- 5 pr ... pr

4 Writing: ask and answer questions describing present actions

5 Reading: writing: ask and answer questions about holidays and shopping

6 Phonics: recognise and produce the sounds /dr/, /kr/, /ju:/, /sl/ and /pr/ and link them to the spellings dr, cr, u, sl and pr

1 Find and write.



ride don't like ~~snorkel~~ like drive visit camp



Chant

2 Listen. Read and say.



What are you doing?

I'm sitting on the beach,

With my uncle, my dad and my mum

We're eating, we're reading,

We're playing nice games

We're happy and we're having lots of fun.

3 Read and write.



Holidays in Al-Baha



This is Al-Baha. It's a town in Saudi Arabia. You can camp in the mountains. You can take photos. You can buy jewellery in the market. You can go to Al-Baha by plane.

- 1 Where is Al-Baha? It's in Saudi Arabia.
- 2 What can you do there? You can camp in the mountains, take photos and buy jewellery in the market.
- 3 How can you go there? You can go there by plane.

4 **Project:** Write a tourist guide for a place in Saudi Arabia.



- 1 Choose a place in Saudi Arabia. **Jeddah**
- 2 Use photos or draw pictures of the place.
- 3 Answer.

Where is it? in Saudi Arabia

What can you do there? go to the beach, take photos, visit King Fahd's fountain


How can you go there? by plane


- 4 Write about the place.





This is Jeddah.
It's a city in Saudi Arabia.
You can go to the beach.
You can take photos.
You can visit King Fahd's fountain.

You can go to Jeddah by plane.

1 Write. 

 1 see


 2 ride

 3 camp


 4 play


 5 eat


 6 visit


2 Read and match. 


- | | |
|--------------------------|---|
| 1 Where are you from? | a We can go walking. |
| 2 Let's go to the beach. | b I'm from Jeddah. |
| 3 What can we do? | c It's on the left, next to the museum. |
| 4 What are you doing? | d Yes, that sounds fun. |
| 5 Where's the hospital? | e I'm reading my book. |


3 Look and read. Write. 


1 Where are you from? I'm from  Bahrain


2 What can we do? We can ride camels 


3 Where can we go? We can go to the beach 

4 Look at the mountains! I  don't like mountains.

5 Where is the café? It's opposite the mosque 

6 How are you going? By plane 

7 What are you going to do? I'm going to ride a motorbike 

8 What's he doing? He's He's snorkelling 

5

4

7

4 Write.



Sofia



Yusif

Is she **from** _____ Kuwait?

No, she **isn't** _____.

Where _____ is she from?

She's **from** _____ Bahrain.

Whose _____ flag **is** _____ red and white?

Her flag.

Are _____ you from Bahrain?

No, **I'm** _____ not.

Where **are** _____ you from?

I'm **from** _____ Jordan.

10

5 Choose and write.

How are you going? What can we do there?
How much is this necklace? Where can I go on holiday?
What are you doing in this photo?

1 **What can we do there?**

You can visit the museums.

2 **What are you doing in this photo?**

I'm buying jewellery.

3 **How much is this necklace?**

It's six hundred riyals.

4 **Where can we go on holiday?**

You can go to Dammam.

5 **How are you going?**

I'm going by car.

4

30