


Welcome!

1 Look at page 4. Listen and find. 



Peter

I'm Tom's dad.
I'm an engineer.

I'm Tom's mum.
I'm a teacher.
I work in a school.



Mary

Welcome back!



Ali



Tom

Hi! I'm Tom
and this is my family.




Tony

I'm Tom's uncle.
I'm a policeman.

I'm Tom's aunt.
I'm a doctor.
I work in a hospital.



Jenny

1 Look at page 5. Listen and find. 

Who is that?

Helen



That's my aunt, Maha.
She lives in Jeddah.

Sarah



Maha



Fatimah



Wafa



Family and work

Look!

Remember to use your punctuation marks!

Lesson 1

- 1 Listen and find. Number.  



- 2 Listen and read. Ask and answer.  

My family by Ali Mohammed

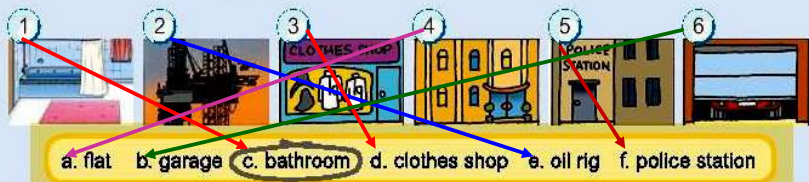
My family lives in Dammam. I have a mother, father, sister and brother. We live in a house. It has two floors. On the ground floor there is a living room and kitchen. On the first floor there are three bedrooms. There are two bathrooms. There is a garden. There is a garage.

My dad is an engineer. He works on an oil rig.



My uncle Abdullah is my dad's brother. He lives in Riyadh. He lives in a flat. The flat has four bedrooms. My uncle is a businessman. He has two clothes shops. They are next to the police station.

- 1 Who lives in Dammam?
- 2 Where does Ali live?
- 3 How many bedrooms are there in Ali's house?
- 4 What does Ali's dad do?
- 5 What does Ali's uncle do?
- 6 Where does Ali's uncle live?

- 3 Read and match. 



- 1 **Listening; reading:** understand the main idea and detail about families and people.
- 2 **Listening:** produce simple sentences about routines.
- 3 **Reading:** understand specific information about rooms in short simple texts.




4a Listen and match. 4b Read and write. 

bathroom garage ground very

- Helen's dolls' house has a ground floor, a first floor and a second floor.
- The dolls' house has a bathroom on the ground floor.
- There is a sun umbrella in the garden. It is very hot there.
- The car goes in the garage. That is in the garden.

Phrase bank

Where do you live?
I live in Riyadh.
Where do you live?
I live in a house/flat.
What's your job?
I'm a teacher.

5 Listen and number. Read and write.   

teacher doctor businessman software engineer oil engineer policeman

a 2



He is a policeman.
He works in a police station.

b 4



She is a teacher.
She works in a school.

c 3



She is a doctor.
She works in a hospital.

d 7



She is a software engineer.
She works at home.

e 1,5



He is an oil engineer.
He works on an oil rig.

f 6



He is a businessman.
He works in a clothes shop.

4a Listening; reading: understand short simple texts and link with visual information

4b Reading; writing: understand specific information in short simple texts; write short simple phrases to complete a written text at sentence level

5 Listening: understand basic information in short dialogues


Lesson 2

1 Listen and tick. 

	businessman	oil engineer	doctor	teacher
Uncle Abdullah	✓			
Mohammed		✓		
Peter		✓		
Grandfather Yasser			✓	

What does your uncle do?

My uncle is a businessman. He has two clothes shops.

2 Read and write. 

My name is Tom. My family and I live in a house in Dammam.
I have a mother, a father and two sisters.
My dad is an engineer. My mum is a teacher.
My uncle is a policeman. My aunt is a doctor. They live in England.

- Where does Tom live? He lives in Dammam.
- What does Tom's dad do? He is an oil engineer.
- What does Tom's mum do? She is a teacher.
- What does Tom's aunt do? She is a doctor.
- What does Tom's uncle do? He is a policeman.
- Where do Tom's aunt and uncle live? They live in England.

3 Ask and answer. 

Where do you live?

I live in

What does your dad do?

My dad is a

1 **Listening:** understand the main idea in short dialogues about jobs

2 **Reading; writing:** understand and write short simple sentences with personal information about other people

3 **Speaking:** interact in a simple way by asking and answering

4 Read and write.



This is my aunt Jenny.
She's a doctor. She
lives in Jeddah.



This is my aunt Maha.
She's a software engineer.
She lives in Jeddah.



Name: Jenny
Address: Jeddah
Job: Doctor

Name: Maha
Address: Jeddah
Job: Engineer

5 Ask and answer.



Where do you live?

I live in a
house/flat.

What's your dad's/mum's/
aunt's/uncle's job?

Where is your
house/flat?

My house/flat is in ...

My dad/mum/aunt/
uncle is a ...

Phonics ABC

6a Look, listen and say.



ur/ir



burger

shirt

6b Listen and tick ✓ the words with ur/ir sound.



1



✓ ur/ir
burger

2



ur/ir
chair

3



✓ ur/ir
purple

4



ur/ir
four

5



ur/ir
shirt

6



ur/ir
thirty

6c Read and say.



Kurt's got thirty purple shirts.

Grammar focus

Verb: 'to be'

I am a businessman.

She is a teacher.

He is a doctor.

We are oil engineers.

They are pupils.

4 Reading; writing: fill in a form with basic information



5 Listening; speaking: ask and answer questions about familiar topics

6 Phonics: 6a, 6b and 6c: Recognise and produce the sound /ɜː/ and link it to the spellings ur and ir.

2

My plans

Lesson 1


- 1 Listen and say.  





Do you want to come?

I'm sorry, Tom, I can't.



- 3 Read and write.  

- 2 Read and write.  

help meet play football
show study

- a Tom is going to play
football in the park.
- b Ali is going to meet his cousin.
- c Ali and his cousin are going to
study.
- d Ali is going to help his cousin.
- e He's going to show him that
physics is fun.

Hi Ali,
Thanks for your message I'm sorry,
I can't come because I'm going
to help my father. We're going to
wash the car.

Then we're going drive to the
beach on Thursday and he wants
the car to be clean.

☺ Tom

- a Why can't Tom see Ali?
He can't because he's helping his
dad clean the car.
- b Why does Tom's dad want the car
to be clean? because he's helping
his dad clean the car/going to the
beach.

1 **Listening:** understand the main idea in a short dialogue

2 **Listening and writing:** understand and complete basic information in a short dialogue

3 **Reading and writing:** understand and answer questions about a text

4a Read and answer.



- When is Sarah going to visit some friends? **She is going to visit some friends tomorrow.**
- Where do her friends live? **They live near her house.**
- Why is Sarah's mum going to ask Helen's mum? **They are going to have lunch and go shopping together.**
- Are they going to go shopping before or after lunch? **They are going to go shopping after lunch.**

4b Listen, read and circle the different words.



We're going to play games together.



That sounds fun.

5 Listen and tick ✓.



1



have breakfast

2



walk to school

3



help her mother

4



go shopping

5



write an email

6



make a phone call

7



cook dinner

8



watch TV

9



do homework

Phrase bank

What are you going to do?
I'm going to watch TV tomorrow/this afternoon/later today.

4a Reading: understand specific information in short simple texts

4b Reading and listening: understand basic information in a short dialogue

5 Listening: understand basic information in a short dialogue

Lesson 2


1a Read and write.



by bike by boat by bus by car by plane by taxi by train on foot



by bike



on foot



by car



by bus



by boat



by taxi



by train



by plane

1b Listen and number the correct picture.



2 Write.



bus foot walk

a Tom is going to walk to the park.b When you walk we say you go on foot.c In the UK Helen goes to school by bus.

3 Read and write about you.



a I usually go to school _____.

b Next week I'm going to travel _____.

c When we go on holiday we sometimes go _____.

1a Reading and writing: spell common words

1b Listening and writing: understand the main idea of plans

2 Writing: write high frequency words to complete a written text at sentence level

3 Writing: give personal information

4 Read. Match and write.

- a He's going to take a photo.
c They're going to play volleyball.

- b She's going to cook some food.
d Are you going to laugh?



- b. She's going to d. Are you going to
cook some food. laugh?



- a. He's going to take c. They're going to
a photo. play volleyball.

5 Ask and answer.

What are you going to do this afternoon?

I'm going to do my homework.



Phonics



6a Look, listen and say.



toy

oy / oi



blouse

ow / ou

6b Listen and circle the sound.



town

oy / oi

ow / ou



oil engineer

oy / oi

ow / ou



house

oy / oi

ow / ou



boy

oy / oi

ow / ou

Grammar focus

'going to'

I'm going to **help** my father wash the car.

He's going to **go** to the park.

We're going to **have** dinner.

They're going to **play** volleyball.

6c Read and say.

A boy with a toy in a brown house.

4 Reading: understand specific information in short simple texts

5 Speaking: interact by asking and answering questions about a familiar topic

6 Phonics: 6a, 6b and 6c: Recognise and produce the sounds /ɔɪ/ and /aʊ/ and link them to the spellings oy/oi and ow/ou

Revision 1

1a Look, listen and number. 

What are you going to do this afternoon?



I'm going to meet my father. He's a doctor. He works in a hospital.



a **2**



b **4**



c **3**




d **1**



e **5**



1b Listen and circle. Listen and write. 

- 1 Fatimah is going to meet her father tomorrow (~~this afternoon~~). He works in a hospital.
- 2 Tom, Helen and their mum are going to see their father tomorrow / (~~this afternoon~~). He works on an oil rig.
- 3 Ali and Tom are going to play volleyball (~~tomorrow~~) / this afternoon. They are going to play at the park.
- 4 Sarah is going to see her aunt tomorrow / (~~this evening~~). She works at home.
- 5 Ali is going to play football tomorrow / (~~this afternoon~~). He is going to play at school.



2 Read and write. 

go to work	by bus	by aeroplane
on foot	by taxi	play volleyball
visit grandma	by car	the park
watch TV		

1 Peter is going to go to work  later today. He's going by car .

2 Ali is going to watch TV  at a friend's house this afternoon.
He's going on foot .

3 Helen is going to the park  later today. She's going by taxi .

4 Tom is going to play volleyball  tomorrow. He's going by bus .

5 Sarah is going to visit grandma  tomorrow. She's going by aero plane .

Phonics 

3 Match. 

ow/ou

ur/ir


oy/oil

thirty

down

toy

SAUDI STARS 1

1 **Story:** Read and write the letter. 



1 f he's going
to d.



2 g they're
going to b.



- a watch TV
- b play volleyball
- c cook
- d take a photo
- e this evening
- f this afternoon
- g tomorrow



3 e she's
going to c.



4 f she's
going to a.

2 **Chant:** Listen and say.  

Chant

Do you know?
Maths is fun.
What do you do?
You study the sun.
You study the sun?
You're having a laugh!
I'm having a bath?
No, having a laugh!



3 **Puzzle:** Match the person to where they work. Draw lines.



- 1 My uncle is an engineer. He works on an oil rig.
- 2 My aunt is a software engineer. She works at home in her flat.
- 3 My mum is a doctor. She works in a hospital.
- 4 My dad is a policeman. He works at a police station.



Where are you going?

I'm going to the park later today.

4 Read and write. Listen and circle.



1 Paul

2 Eva

3 Fayid

4 Rula



1 Paul's going to the park. He's going tomorrow / (later today) / this afternoon.

2 Eva's going to her home. She's going tomorrow / later today / (this afternoon).

3 Fayid's going to the watch TV. He's going tomorrow / (later today) / this afternoon.

4 Rula's going to school. She's going (tomorrow) / later today / this afternoon.

5 Ask and answer.

Where's going?

He's/She's going

When's going?

He's/She's going ...

6 Project: Write what you are going to do. Write about your week.

	Sunday	Monday	Tuesday	Wednesday	Thursday	Friday	Saturday

My week

On Saturday I'm going to school.

On Sunday I'm going to school.


On Wednesday I'm going to park.

On Saturday I'm going to meet my friend.

3 An Arabian story

Lesson 1

1 Listen and find.



2a Look, listen and say.



brave



palace



king



carpet



adventure



funny



cartoon




naughty



afraid



clever



mice



people





2b Read. Find and write.

4
2
11
3
7
12
 a carpet b palace c mice d king e cartoon f people

1 **Listening; reading:** understand the main idea in short dialogues

2a **Listening; speaking:** produce simple sentences about people and objects in the story

2b **Reading:** understand vocabulary about people and objects in the story

3 Listen and match.  1  clever2  b afraid3  c naughty4  d brave5  e funny4 Read and write.  

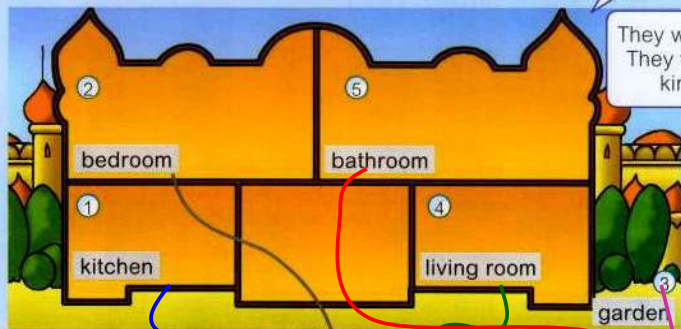
- 1 Raad was brave. He was on an a dventure.
- 2 The bird was c lever. It was on the c arpet with the boy.
- 3 The mice were n aughty. They were in the p alace kitchen and bedrooms.
- 4 Later the people were not afraid. The mice were not in the palace.

Phrase bank

Raad was **brave**.
The mice were **naughty**.
The people were **afraid**.


3 **Listening:** understand the specific information in the text4 **Reading; writing:** understand and complete a written text at sentence level

Lesson 2

1 Listen and match. 

Why were the mice naughty?

They were in the palace. They were hungry. The king was afraid.

2 Listen and tick ✓. 

Who was brave?






The boy was brave.



	a brave	b afraid	c clever	d naughty
1 Raad	✓			
2 bird			✓	
3 people		✓		
4 mice				✓



1 **Listening:** understand the main idea and basic information in short dialogues



2 **Listening:** understand the main idea in dialogues of six exchanges


3 Read and write. 

1 Why were the mice naughty  ? They were in the rooms of the palace 

2 Why were the people  afraid? They were afraid of the mice 

3 Why was Raad brave  ? He was on an adventure 

4 Why was the bird clever  ? It wasn't afraid  of the mice.

4 Ask and answer. 

Who was naughty?

Who was ...?

Where was/
were the ...?

Grammar focus

Verb: 'to be'

The mice were naughty.Raad was brave.The people were afraid.Phonics 5a Look, listen and say.  there
erehair
airwear
ear5b Listen and tick ✓ the ere / air / ear sound.  

①

chair
ere / air / ear

②

ear
ere / air / ear

③

where
ere / air / ear



④

teacher
ere / air / ear

⑤

hair
ere / air / ear

⑥

breakfast
ere / air / ear5c Read and say.  

Sit on a chair over there and brush your hair!

3 Reading; writing: associate verbal with visual information


4 Listening; speaking: interact in a simple way by asking and answering questions about familiar topics

5 Phonics: 5a, 5b and 5c: Recognise and produce the sounds /eə/ and link it to the spellings -ere, -air and -ear

4 Night safari (1)

Lesson 1

1 Listen and find.



2a Look, listen and say.



2b Read and match.

a a tram

c a leopard

e a hippo

b a zebra

d a fox

f a deer



Interesting facts

A baby elephant can weigh 55–150 kg.

A male elephant can weigh 4,500–6,000 kg.

An elephant can lift 500 kg.



An elephant can eat 300 kg of grass a day!

3 Listen and match.  

- a There were hippos.
 b There was a leopard.
 c There was a deer.
 d There were zebras.
 e There was a fox.
 f There was a tram.

Phrase bank

There were lots of animals.
 There were two hippos.
 There was a leopard.

4 Read and write.  

The night safari

Last night we were on a night safari at the zoo. Dad, Majid, Sarah and I went.





We were in a tram at the night safari.






There were (1) hippos  . There were (2) zebras 

and (3) a deer  . There was a (4) fox 


and a (5) leopard  by a wire fence.

Lesson 2

1 Listen and match.  

1  2  3  4  5 


a asleep b grass c orange d apples e tram






2 Ask and answer. 

 X	 X	 ✓	 ✓	 ✓
---	---	---	---	---

Were there any ... at the night safari?



No, there weren't. /
Yes, there were.

3 Read and order. 

 4	 3	 2	 1	 5
deer	leopard	elephants	fox	zebra

In Ali's book the elephants were in the second picture. The fox was in the first picture. The deer was in the fourth picture. The leopard was in the third picture and the zebras were in the fifth picture.

- Listening:** understand the main idea in short dialogues about animals
- Speaking:** ask and answer questions about animals
- Reading:** practise ordinal numbers


- 4 Listen and number. Ask and answer.  




What was that?



It was an elephant.





- 5 Look. Ask and answer. 

What animals eat grass?

Elephants eat grass.



Phonics ABC

- 6a Look, listen and say.  

fort





or



brother

er

- 6b Listen and circle the sound.  



airport
or er




forty
or er



father
or er



burger
or er

- 6c Read and say.  

Father had dinner at the airport in Jordan.

Grammar focus

Verb: 'to be' past tense:

There were elephants.

There was a leopard.

There were many animals.

4 **Listening; speaking:** associate verbal with visual information

5 **Listening; speaking:** interact in a simple way by asking and answering questions about familiar topics

6 **Phonics:** 6a, 6b and 6c: Recognise and produce the sounds /ɔ:/ and /ə/ and link them to the spellings or and -er

Revision 2

1 Read and write.

clever naughty happy brave afraid funny



funny



happy



clever



afraid



naughty



brave

2a Listen. Read and circle.

- The boys are laughing / playing.
- It is a funny cartoon / computer game.
- A brave boy was in an adventure / a mall.
- It was an Arabian adventure. The boy was on a picnic carpet in the sky.



What was that?






- He was with a clever bird, Shadi. They were going to help the doctor / the king. The people were afraid.
- The leopards / mice in the palace were naughty.

2b Read and write.

- Raad and Shadi were on a carpet. It was in the sky.
- Raad was brave and Shadi was clever.
- They were on an adventure.
- The mice were naughty.

Where were you last night?

We were at the zoo. We were on a night safari.

3a Read. Listen and number.   



zebra

1



hippo

4




camel

5



deer

3



elephant

6



leopard

7





fox

2



monkey

8



3b Read and say in pairs.  

What animal did you see at the night safari?

What animal wasn't at the night safari?

There was a/an ...

There wasn't a ...

4 Read and write.  


fox leopard tram hippo deer ~~night safari~~ tree zebra grass

Rania and Omar were at the night safari  last night.

1 They were on a tram 


2 There was a leopard . It was in a tree .

3 There was a fox  next to some oranges.

4 There weren't any elephants but there was a zebra .

Phonics 

5 Match. 

 ere/air/ear
there

 or
snorkelling

 er
grandfather


3a Reading; listening: follow the main idea of a dialogue about a night safari

3b Reading; speaking: ask and answer simple questions with *was/wasn't*

4 Reading; writing: understand and write short sentences

5 Phonics: Review the sounds /eə/, /ɔɪ/ and /aɪ/ and link them to the spellings -ere-, -air-, -ear-, or and -er

SAUDI STARS 2

1 Story: Read and write. 



1 The **carpet** was about a **cartoon** in the sky. Raad and Shadi were on an adventure.

d, a



2 The naughty **mice** were in the **palace**. The **people** and the **king** were afraid.

e, c, b, f

- a carpet
- b king
- c palace
- d cartoon
- e mice
- f people
- g tree
- h night safari
- i grass
- j tram
- k leopard
- l deer





3 The class was at a **night safari** and the children were on a **tram**.

h, j




4 **Leopard** was in a **tree** and the **deer** were in the long **grass**.


k, g, l, i

2 Chant: Listen and say.  

Chant

Children, good morning
Listen to this story about the king
The story was very interesting.
Now, the mice weren't nice
They were in the rice!
The mice were in the grass
They were on the glass!
But there was a brave boy Raad
and his clever bird
Oh that rhymes with third!



3a **Puzzle:** Read and complete. 

mice hippo people fox

1 I was at the zoo. I was big. I was naughty. I was under the water. What was I?

This was a **hippo** _____.

2 We were in the palace. We were afraid of the mice. Who were we?

They were **people** _____.

3 I was at the zoo. I was clever. I was in the long grass. What was I?

This was a **fox** _____.

4 We were in the palace too. We were naughty. What were we?

They were **mice** _____.

3b **Ask and answer.** 


Who was ...

... in the palace?
... under the water?

What was ...

... in the long ...?

4 **Project:** Draw a picture of your night/day safari.

Write about the picture. 

My night/day safari adventure.

There was a _____.

It was _____.

What animals were at
the night safari?

Where were the
animals?



1 Find and write.

afraid cartoon naughty mice fox hippo



There was a cartoon.



There was a naughty zebra.



There were mice in the grass.



The deer were afraid.



There was a hippo in the water.



There was a fox in the grass.

5

2 Read and circle.

Example: Were the people afraid of the leopard? Yes, they were / weren't.

1 Was the boy afraid?

No, he was wasn't.

2 Was the owl clever?

Yes / No, it was.

3 Was the cartoon funny?

Yes / No, it was.

4 Were they on an adventure?

Yes, they were / weren't.

5 Were there any mice?

Yes, there were / weren't.

6 Was there a carpet?

Yes, there was / wasn't.

7 Were there people there?

Yes, there were / weren't.

8 Were the mice good?

No, they were weren't.



9 Was there an owl?

Yes, there was / wasn't.

10 Was the king brave?

No, he was wasn't.

10

3 Read and circle True (T) or False (F).  



Example:

An oil engineer works at a police station.

T F



1 A businessman works in his shop.

T F



2 A software engineer works at home.

T F



3 A policeman works at a police station.

T F



4 A doctor works at a school.

T F



5 A teacher works at a school.

T F 5

4 Read and answer. Write sentences.  



What are they going to do? They are going to watch a cartoon.

When are they going to do it? They are going to watch it at 6:15.



1 What is he going to play? He is going to play football.

2 When is he going to play? He is going to play it at 3:00.



3 What is she going to do? She is going to do her homework.

4 When is she going to do it? She is going to do it at 9.



5 What they going to do? They are going to do their homework.

6 When are they going to do it? They are going to do it at 10:30.



7 What is she going to do? She is going to wash up.

8 When is she going to do it? She is going to do it at 9.



9 What is she going to do? She is going to set the table.


10 When is she going to do it? She is going to do it at 8:15.

10



30

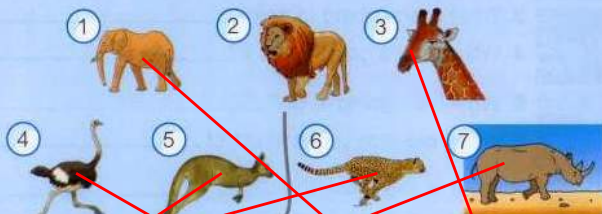
5 Night safari (2)



Lesson 1

1 Listen and find. 



2a Look, listen and say.  




2b Read and match.  

a cheetah b kangaroo c rhino d lion e ostrich f elephant g giraffe

1 **Listening; reading:** understand the main idea in short dialogues


2a **Listening; speaking:** practise animal vocabulary

2b **Reading:** understand specific information in short simple texts about animals

3 Read and write. 

ostrich rhino giraffe elephant cheetah

- 1 An **elephant** is a very big animal and you can see it in the zoo. It is bigger than a hippo and has a long nose.
- 2 The **giraffe** is taller than other animals. They have long necks so they can eat the leaves at the top of trees.
- 3 The **cheetah** is a big cat. It is smaller than a lion, but can run faster. It usually eats small deer.
- 4 An **ostrich** is a big bird with a long neck and long legs. It can run very fast, but it is slower than a cheetah.
- 5 The **rhino** is a big animal that eats leaves. It has a horn on its nose and is heavier than a lion.

4 Ask and answer. 

Which animal is bigger:
an elephant or a rhino?

An elephant is bigger
than a rhino.



taller faster longer smaller higher



Phrase bank

The giraffe is taller than other animals.
The ostrich can run faster.
It isn't as fast as a cheetah.

Interesting facts

A baby hippo can weigh 45 kg.
A male hippo can weigh 3,600 kg.
A hippo can eat 40 kg of grass every night!
A baby rhino can weigh 65 kg.
A male rhino can weigh 1,600 kg.
A rhino can eat 23 kg of grass every day!

Lesson 2

1 Listen and circle. 

The Animal Quiz

Question

Answer

- | | | | |
|---------------------------------|--------------|---------|----------------|
| 1 Which animal is the fastest? | ostrich | giraffe | cheetah |
| 2 Which animal is the heaviest? | rhino | lion | kangaroo |

2 Read and write. 

big fast high long tall

Animals


- The cheetah is the **fastest** animal.
- The elephant is the **biggest** animal.
- The giraffe is the **tallest** animal.
- The giraffe has the **longest** neck.
- The kangaroo has the **highest** jump.

1 **Listening:** understand the main idea in dialogues about animals2 **Reading; writing:** understanding and completing simple sentences about animals

3 Read and circle.

The leopard / **lion** is the king of all the animals.
It is **bigger** / smaller than a leopard and faster /
slower than a cheetah.

The elephant / **kangaroo** lives in Australia. It's
smaller / taller than a giraffe and **jumps** / runs
the highest.



4 Ask and answer.

Which animal is the biggest?

An elephant is the biggest.

Grammar focus

Superlative adjectives:

The elephant is the **biggest** animal.

The cheetah is the **fastest** animal.

The giraffe is the **tallest** animal.

Phonics ABC

5a Look, listen and say.

eight **8**

silent gh

knee 

silent k

5c Read and say.

I know eight weightlifters.

5b Listen and tick ✓ the words with silent gh or silent k.

1




kangaroo

2



know

3



high

4

8

eight

5



key

6



weightlifting

3 **Reading; writing:** understand and complete specific information in paragraphs about animals




4 **Speaking:** ask and answer questions to compare different kinds of animals

5 **Phonics:** 5a, 5b and 5c: Recognise how the letters k and gh are often not pronounced in certain words and spelling combinations

6

My grandfather



Lesson 1

- 1 Listen, read and number.   






He was a fisherman.

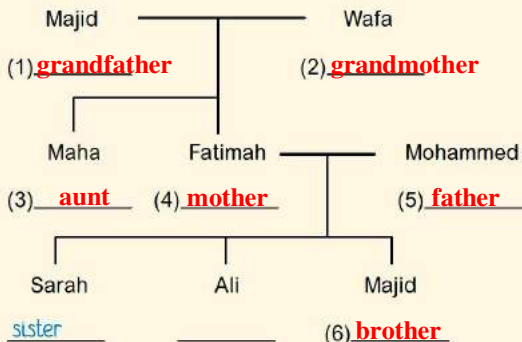
- | | |
|---------------|-------------------------------------|
| 1 brother | <input type="checkbox"/> |
| 2 doctor | <input type="checkbox"/> |
| 3 fisherman | <input checked="" type="checkbox"/> |
| 4 grandfather | <input checked="" type="checkbox"/> |
| 5 big | <input type="checkbox"/> |
| 6 work | <input checked="" type="checkbox"/> |
| 7 old | <input type="checkbox"/> |
| 8 sea | <input checked="" type="checkbox"/> |
| 9 village | <input checked="" type="checkbox"/> |

- 2 Listen and say.  




- This is my grandfather.
- What did he do?
- He was a fisherman.
- He lived in a small village.
- Where did he work?
- He worked on a boat.

- 3 Listen, read and write.   



aunt brother father grandfather
grandmother mother



- Listening:** understand the main idea in six-part dialogues
- Listening; speaking:** produce simple sentences.
- Listening; reading:** follow detailed information about families

4 Listen. Read and circle True (T) or False (F).   

- | | | |
|---|------------------------------------|-------------------------|
| 1 Ali's grandfather was called Majid. | <input checked="" type="radio"/> T | <input type="radio"/> F |
| 2 He was born in the city. | <input type="radio"/> T | <input type="radio"/> F |
| 3 He lived in a big house. | <input type="radio"/> T | <input type="radio"/> F |
| 4 His father worked as a fisherman. | <input checked="" type="radio"/> T | <input type="radio"/> F |
| 5 The family moved to the city. | <input checked="" type="radio"/> T | <input type="radio"/> F |
| 6 Ali's grandfather died two years ago. | <input type="radio"/> T | <input type="radio"/> F |
| 7 Ali liked his grandfather. | <input checked="" type="radio"/> T | <input type="radio"/> F |

5 Read and write.  

cried died helped lived moved started wanted worked







This is my grandfather, Majid. He was born a long time ago and (1) **lived** in a small village near the sea. His father was a fisherman and he (2) **helped** him with his boat. He (3) **wanted** to go to the city and find a new job. My mother was born and the family (4) **moved** to the city. In the city he (5) **started** a new job and he (6) **worked** in the market. He (7) **died** three years ago and my mother was unhappy, she (8) **cried** a lot.

Phrase bank



He lived a long time ago.
He died three years ago.
He was a nice man.

Lesson 2




1 Listen, read and tick ✓.   




- | | | | | | |
|-----|---|-------------------------------------|-----|------------------------------|-------------------------------------|
| 1 a | The photo is of Sarah's mother and her parents. | <input checked="" type="checkbox"/> | 3 a | He moved to a small village. | <input type="checkbox"/> |
| b | The photo is of Sarah's father and his parents. | <input type="checkbox"/> | b | He moved to the city. | <input checked="" type="checkbox"/> |
| 2 a | Fatimah's father was called Yasser. | <input type="checkbox"/> | 4 a | He worked as a fisherman. | <input checked="" type="checkbox"/> |
| b | Fatimah's father was called Majid. | <input checked="" type="checkbox"/> | b | He worked as a teacher. | <input type="checkbox"/> |
| | | | 5 a | He died three years ago. | <input checked="" type="checkbox"/> |
| | | | b | He died a long time ago. | <input type="checkbox"/> |

2 Read and write.  

- Majid lived (live) in a small village a long time ago.
- He helped (help) his father.
- He wanted (want) to move to the city.
- When his daughter was born he moved (move) to the city.
- He started (start) a new job working in the market.
- He died (die) three years ago.
- Fatimah was very unhappy and she cried (cry) a lot.

3 Listen, read and say.   

cried lived moved helped worked started wanted

4 Ask and answer. 

Where did your grandfather live?

He lived in a small village.

What did he do?

He was a fisherman.

What about your grandfather, Helen? Where did he live?

Grammar focus

Regular past verbs:

Majid **lived** (live) in a small village.

- live + d [=lived]

He **helped** (help) his father.

- help + ed [=helped]

When he died my mother was unhappy and **cried** (cry).

- cry - change the y to i + ed [cried]

Phonics 5a Look, listen and say.  

books

s/s/





numbers

s/z/



houses

es/iz/

5c Read and say.  

The boys are watching cats and foxes on television.

5b Listen and circle the sound.  

1



olives

/s/

/z/

/iz/

2



messages

/s/

/z/

/iz/

3



carpets

/s/

/z/



/iz/

3 Listening; speaking: listen to and say past tense verbs correctly



4 Listening; speaking: ask and answer questions about a familiar narrative topic

5 Phonics: 5a, 5b and 5c: Recognise and produce the sounds /s/, /z/ and /iz/ and link them to the spellings -s and -es

Revision 3

1 Listen and number.  





2 Read and write.  



1 This is an elephant. 2 This is a giraffe. 3 These are cheetahs. 4 This is a rhino.



5 This is an ostrich. 6 These are lions. 7 This is a kangaroo. 8 This is a leopard.

3 Read and match.  

- 1 A giraffe is ... ~~a~~ the fastest.
 2 An elephant is ... ~~b~~ the smallest.
 3 A cheetah is ... ~~c~~ the tallest.
 4 A kangaroo has ... ~~d~~ the biggest.
 5 An ostrich is ... ~~e~~ the highest jump.

4a Listen, read and complete.

- 1 My grandfather didn't live in the city.
- 2 My brother started school last year.
- 3 When did Tom move to Riyadh?
- 4 My aunt wanted to be a teacher.
- 5 My grandfather didn't work as a teacher.
- 6 Did you help your father?

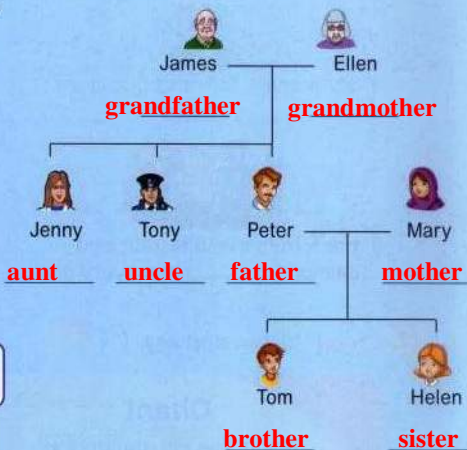
4b Listen, read and say.



My grandfather didn't live in the city.

5a Look and write.

aunt father grandfather grandmother
mother sister uncle brother



5b Ask and answer.

Who's Jenny?



She's my aunt.




Phonics

6 Match.

silent gh /z/ /iz/ /s/ silent k
kings books palaces light know

- 4a **Listening:** review past tense verbs at sentence level
 4b **Listening; reading; speaking:** understand and say sentences in the past
 5a **Reading; writing:** complete a family tree
 5b **Speaking:** ask and answer questions about families
 6 **Phonics:** review how the letters k and gh are often not pronounced and recognise and produce the sounds /s/, /z/ and /iz/ and link them to the spellings -s and -es

1 Story: Read and write. 



1 My name's Tom and this is my grandfather James.




2 He was born a long time ago and he lived in a small house.



3 His father was a farmer and James helped him every day.



4 James moved to the city and worked as a doctor.

2 Chant: Listen and say. 

Chant

Majid was my grandfather
 He was born a long time ago
 He lived in a small village
 But where it was, I don't know.
 He helped his father
 As a fisherman at sea.
 He moved to the city
 Before my mother had me.

3 Puzzle: Read and complete. 

- 1 My mother has a sister. Her name is Maha. She is my aunt.
- 2 My father's name is Peter. His wife is called Mary. Mary is my mother
- 3 My father is called Mohammed. His father is called Yasser. Yasser is my grandfather
- 4 Peter and Mary have two children: Helen and Tom.
 My name is Tom and Helen is my sister.

4a Read and circle.

- | | | | |
|--------------------------------------|----------|----------|----------|
| 1 Which animal is the biggest? | elephant | hippo | rhino |
| 2 Which animal is the smallest? | rhino | giraffe | lion |
| 3 Which animal jumps the highest? | ostrich | kangaroo | giraffe |
| 4 Which animal has the longest neck? | cheetah | lion | giraffe |
| 5 Which animal is the slowest? | ostrich | cheetah | elephant |
| 6 Which animal is the tallest? | giraffe | ostrich | rhino |

4b Ask and answer.



Which animal is the biggest?

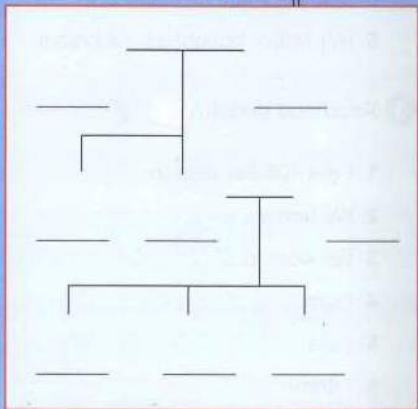


The elephant is the biggest animal.


5 Project: Draw your family tree then write about your family.



This is my family tree. There are _____ in my family. My father's name is _____.



Lesson 1

1 Listen and find. 2 Listen. Read and circle True (T) or False (F).  



- 1 It was a school holiday.
- 2 Helen's mother was very happy.
- 3 They went to the shopping mall.
- 4 Helen saw some animals.
- 5 She ate some sandwiches.
- 6 Her father bought an ice cream.

<input checked="" type="radio"/> T	<input type="radio"/> F
<input checked="" type="radio"/> T	<input type="radio"/> F
<input type="radio"/> T	<input checked="" type="radio"/> F
<input checked="" type="radio"/> T	<input type="radio"/> F
<input checked="" type="radio"/> T	<input type="radio"/> F
<input type="radio"/> T	<input checked="" type="radio"/> F




What did you eat?



I ate sandwiches and lots of cake.



3 Read and match.  

- | | |
|----------------------------|----------------------|
| 1 I got 100 per cent in .. | a the zoo. |
| 2 We had a .. | b some sandwiches. |
| 3 We went to .. | c my exam. |
| 4 I saw .. | d some orange juice. |
| 5 I ate .. | e picnic. |
| 6 I drank .. | f some animals. |

4 Listen, read and tick.   



- 1 a Helen is talking to her aunt.
- b Helen is talking to her grandmother.
- 2 a Helen went shopping with her mother.
- b Helen went to the zoo with her mother.
- 3 a She saw an giraffe.
- b She saw an ostrich.
- 4 a Helen ate lots of sandwiches.
- b Helen ate lots of cake.
- 5 a She drank apple juice.
- b She drank orange juice.
- 6 a Helen had an ice cream.
- b Sarah had an ice cream.

5 Read and write.  

ate	bought	got	sat	saw
was	went			

- 1 It was a special day.
- 2 I got 100 per cent in my exam.
- 3 We went to the zoo.
- 4 I saw lots of animals.
- 5 My mother bought me an ice cream.
- 6 We sat on the grass.
- 7 I ate lots of sandwiches.

Phrase bank

It was a special day.
 It was a nice day.
 I got 100 per cent in my exam.

Lesson 2

1 Read and circle True (T) or False (F).



1 Tom had a party.

T	F
---	---

2 Ali got a lot of presents.

T	F
---	---

3 They saw the elephant at the zoo.

T	F
---	---

4 They had a picnic.

T	F
---	---

5 Tom didn't drink mineral water.

T	F
---	---

6 Tom sat on the grass.

T	F
---	---

2 Read and write.

1 Ali got (get) lots of presents.

2 Tom and Ali went (go) to the zoo.3 They did not see (not, see) an elephant.4 Did Ali's uncle buy (buy) lots of presents?5 Tom ate (eat) lots of nice food.6 He did not drink (not, drink) orange juice.

- 3 Listen, read and say.    5 Read, ask and answer.  



buy	bought	drink	drank
eat	ate	get	got
go	went	have	had
see	saw	sit	sat

Where did you go?

We went to the zoo.

Did you see a lion?

No, I didn't see a lion.

- 4 Read and write.  



My blog!

Yesterday I went to Tom's and we played computer games. We ate chocolate and drank juice. We didn't go out in the garden but we had fun.

Grammar focus

Irregular past verbs:

Majid ate a burger.

Did Ali and Tom go to the zoo?

Tom didn't sit on the grass.

Ali's father bought the children ice creams.

Phonics



- 6a Look, listen and say.  



alphabet
ph



laugh
ph

- 6c Read and say.  

Geography and physics are my favourite subjects.

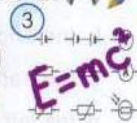
- 6b Listen and circle the sound.  



ph / th / ch



ph / th / ch



ph / th / ch



ph / th / ch



ph / th / ch



ph / th / ch

geography mother physics ostrich alphabet photo

3 **Listening; speaking:** practise and pronounce irregular past tense verbs forms

4 **Writing:** complete a paragraph with correct past tense verb forms





5 **Speaking; reading:** ask and answer questions about a narrative

6 **Phonics:** 6a, 6b and 6c: Recognise and produce the sound /f/ and link it to the spelling ph

8


A town

Lesson 1

1 Listen and find. 2 Listen. Read and circle True (T) or False (F).   1 Peter and the children are lost. T F2 Tom asks the man how to get to the airport. T F3 They want to go to the airport. T F4 The man gives them directions. T F5 They turn left at the traffic lights. T F6 They have to go under the bridge. T F3 Read and match.  

- | | | |
|-------------------------|--------------|-----------------------------|
| 1 Stop at ... | → | a straight on. |
| 2 Turn right ... | → | b the bridge. |
| 3 Go ... | → | c the traffic lights. |
| 4 Go across ... | → | d the left. |
| 5 The airport is on ... | → | e after the traffic lights. |

- 1 **Listening:** understand the main idea in short dialogues
 2 **Listening:** understand specific information in short dialogues
 3 **Reading:** understand the main idea in directions

4 Listen and find. 5 Ask and answer. 

Where's the zoo.

You are here. Turn right and ...



Phrase bank

Where's the shopping mall?

You are here.

Turn left at the traffic lights.

Drive two blocks and the shopping mall is on your left.

It's behind the hotel.

Lesson 2

1 Read and write.

bridge football stadium left one right straight traffic lights two

Drive out of the zoo and turn (1) left .
 Drive (2) one block and go (3) straight
 at the (4) right .
 Turn (5) traffic lights before the (6) bridge
 Drive (7) two blocks and the (8) football stadium is on
 your left.



2 Read and match.



- a You mustn't drive so fast.
 b You must stop when the light is red.
 c You mustn't park here.
 d You must wear a seat belt.
 e You mustn't turn left here.

3 Point and say.



4 Listen and circle. Listen and say.

- 1 Mohammed wants to park his car. T F
- 2 There's a sign that says 'No turning'. T F
- 3 Mohammed asks a policeman. T F
- 4 Majid and his father are at the shopping mall. T F
- 5 They park the car next to a big building. T F

5 Read and complete.

buy catch drive ride wear

- 1 Drive a car. 4 Ride a bike.
- 2 Catch a plane. 5 Buy a bus ticket.
- 3 Wear a seat belt.

Grammar focus

Must mustn't

You must *mustn't* wear a seat belt.

You *must* mustn't park here.

You must stop when the light is red.

Phonics



6a Look, listen and say.



/u/



/u/

6b Listen and tick ✓ the words with the /u/ sound.

1



2



3



4



6c Read and say.



The computer in the museum was a clue!

3 **Speaking:** say a sentence about road safety

4 **Listening:** understand specific information in a dialogue about driving

5 **Reading:** understand verbs and their collocates

6 **Phonics:** 6a, 6b and 6c: Recognise and produce the sound /ju:/ and link it to the spellings u

Revision 4

1 Listen and circle.



- 1 **Ali**/ Tom is doing his homework.
- 2 He is writing about visiting **his uncle** the zoo.
- 3 He ate lots of cake **sandwiches**.
- 4 He drank apple **orange** juice.
- 5 In the afternoon they went to the **beach** shopping mall.

2 Read and write.


My homework – a special day

I (1) went (go) to the shopping mall with my friend Helen. She (2) bought (buy) some clothes but I (3) did not buy (not, buy) anything. Then we (4) sat (sit) in a café and I (5) ate (eat) some cake and (6) drank (drink) some apple juice. Helen (7) did not eat (not, eat) any cake but she (8) had (have) a sandwich. It (9) was (be) a good day.


3 Ask and answer.



- 1 **Listening:** understand specific information about a special day
- 2 **Reading; writing:** complete texts at sentence level with the correct form of past tense verbs
- 3 **Speaking:** ask and answer questions with *did* about a text in the past.

4a Listen and find. 




4b Ask and answer. 

Where's the school?




You turn left at the traffic lights and ...



5 Read and match. 

- | | |
|-------------------------|----------------|
| 1 You mustn't drive ... | a a red light. |
| 2 You must wear ... | b a seat belt. |
| 3 You must stop at ... | c here. |
| 4 You mustn't park ... | d so fast. |

Phonics 

6 Listen and number. 


- | | | | | | | |
|-----------|----------|-----------|----------|----------|----------|-----|
| A physics | <u>3</u> | geography | <u>1</u> | computer | <u>2</u> | ___ |
| B pupil | <u>6</u> | alphabet | <u>5</u> | photo | <u>4</u> | ___ |

4a **Listening:** understand exchanges about location and directions

4b **Speaking:** ask and answer where places are


5 **Reading:** understand the main idea of sentence-level texts

6 **Phonics:** Review the sounds /f/ and /ju:/ and link them to the spellings ph and u

1 **Story:** Read and number. 




- 1 You mustn't park here.
- 2 You mustn't throw rubbish out of the car window.
- 3 You must stop at a red traffic light.
- 4 You must always wear your seat belt.
- 5 You mustn't drive fast.
- 6 You mustn't turn left here.


2 **Chant:** Listen and say. 

Chant


Go over the bridge
 You can't park here
 But what do you see?
 Turn left, turn right
 Go one block
 And where are we?

3 **Puzzle:** Read and complete. 


- 1 Under it or over it you can go. It's a **bridge**.
- 2 We go there to swim, walk and have a picnic. **beach**
- 3 Friday is an important day and Ali's dad goes here. It's a **mosque**
- 4 Stop here when it's red, go when it's green. It's a **traffic light**
- 5 This place has lots of shops and Helen and Sarah like to buy things here. It's a **shopping mall**


4a Look and find. 

ate saw bought had went **drank** sat

4b Read and write. 


- 1 Majid **ate** a sandwich.
- 2 Did you **drink** some orange juice?
- 3 We **saw** a giraffe at the zoo.
- 4 Helen and Sarah **had** a picnic.
- 5 We didn't **sit** on the grass.
- 6 Where did you **go** yesterday?
- 7 Sarah didn't **buy** anything at the shopping mall.



5 **Project:** Draw and write. Draw a map of your town. 

Show your house and your school. Put other places on the map, e.g. park, hospital, shopping mall, mosque.

Write about the places.




This is a map of my town.

My house is in

The school is next to a

The supermarket is

1 Find and write the words.



Example: The elephant is the biggest.

- The kangaroo has the highest jump.
- The cheetah is the fastest.
- The giraffe is the tallest.
- The rhino is heavier than a lion.
- The ostrich has a longer neck than a kangaroo.

5

2 Read and write.

Last week we went (go) to Jeddah to visit my uncle. He (1) moved (move) there two years ago. We (2) had (have) a big party and (3) ate (eat) lots of nice food. There was orange juice, but I didn't (4) drink (drink) a lot. Then we (5) went (go) to the shopping mall and my father (6) bought (buy) some presents for my mother and sister. My uncle (7) wanted (want) to go to the beach, but my father (8) didn't want (not want) to go. Majid was unhappy and he (9) cried (cry) a lot. I was brave and I (10) helped (help) my father with Majid.

10

3 Read and circle. 



Example You must / mustn't feed the animals.



1 You must / mustn't wear a seat belt.



2 You must / mustn't park here.



3 You must / mustn't drive so fast.




4 You must / mustn't turn left.



5 You must / mustn't stop when the light is red.

5

4 Read and write. 

after airport behind blocks bridge on right school straight traffic turn

Here is the way to get to my house from the airport. Drive out of the airport and (1) turn left. Go over the (2) bridge and then turn (3) right. Go (4) straight on for three (5) blocks. Then, at the (6) traffic lights turn left. There's a mosque (7) on the right and (8) behind the mosque there's a (9) school. Go one more block and there's a small park. My house is (10) after the park on the left.

10

30