

تم تحميل هذا الملف من موقع المناهج الإماراتية



*للحصول على أوراق عمل لجميع الصفوف وجميع المواد اضغط هنا

<https://almanahj.com/ae>

* للحصول على أوراق عمل لجميع مواد الصف الرابع اضغط هنا

<https://almanahj.com/ae/4>

* للحصول على جميع أوراق الصف الرابع في مادة لغة انجليزية ولجميع الفصول, اضغط هنا

<https://almanahj.com/ae/4english>

* للحصول على أوراق عمل لجميع مواد الصف الرابع في مادة لغة انجليزية الخاصة بـ الفصل الأول اضغط هنا

<https://almanahj.com/ae/4english1>

* لتحميل كتب جميع المواد في جميع الفصول للـ الصف الرابع اضغط هنا

<https://almanahj.com/ae/grade4>

للحصول على جميع روابط الصفوف على تلغرام وفيسبوك من قنوات وصفحات: اضغط هنا

https://t.me/UAElinks_bot

Access Book



Unit 1: Working together

قناة ملفات الصف الرابع
أضغط هنا



<https://t.me/grade4four4>



كريم أحمد
مدرسة النعيمية الخاصة

Unit 1: Working together

Lesson 1: Hello!

1 Listen *Track 1*
Read and Listen.

Ahmed: Good morning! I'm Ahmed.
What's your name?
Abdullah: My name is Abdullah.
Ahmed: Hello, Abdullah. Nice to meet you.

Key Language
To be
Her name is Aisha.
Vocabulary
good morning, good afternoon, nice to meet you, the UAE, Jordan, Saudi Arabia, Canada.

2 Talk
Listen again and repeat.



3 Listen *Track 2*
Listen. Match the names to the countries.

Mustafa

Canada

Dana

Jordan

Aisha

Saudi Arabia

Language Tip

I am = I'm
He is = He's
She is = She's

I'm from the UAE.
He's from Jordan.
She's from Canada.

4 Talk

Say their name and where they are from.



Name: Ben
From: England



Name: Sara
From: Canada



Name: Naseer
From: Jordan

His name is Ben.

He's from England

Her name is Sara.

She's from Canada.

~~His name is Naseer
He's from Jordan~~

5 Talk

Talk to a partner.

Hello. I'm Karem.
What's your name?



My name is Ahmed.
Nice to meet you.

6 Talk

Now talk to everyone in your class.

Speaking Tip

To introduce someone, we say:

This is Ahmed.

To introduce yourself, say:

I'm Ahmed. or **My name is** Ahmed.


Lesson 2: At school

1 Read
Read what the students say.



Key Language
Singular and plural
nouns
There are three ...

Vocabulary
computer, desk,
bag, pen, chair,
window



<https://t.me/grade4four4>

أضبط هنا

2 Vocabulary
Write the words.

a bag
a computer
a desk
a book
a pen
a chair
a window



1 a book



2 a computer



3 a pen



4 a bag



5 a table



6 a chair



7 a window

3 Practice

Test your partner with things in the classroom.

What's this in English?

It's a table.

تختلف الإجابات



4 Write

Write the numbers.

1	2	3	4	5
one	two	three	four	five
6	7	8	9	10
six	seven	eight	nine	ten

Language Tip	
singular	plural
one book	two books
one computer	two computers
one pen	two pens

- 1 There are four books.
- 2 There are three bags.
- 3 There are five pens.
- 4 There are seven chairs.
- 5 There is one desk.
- 6 There are two windows.
- 7 There is one window.



Language Tip
There **is** one book.
There **are** two books.

5 Write

Write sentences about your classroom.

- 1 There are four books.
- 2 There are two windows.
- 3 There is one desk.
- 4 There are six chairs.

Lesson 3: Language focus

Key Language
Plural nouns
There are ten students

Vocabulary
board, outside, table, tree, classroom

1 Read Track 3
Read about three students and their classrooms.
Where are the students from?

1 **My classroom**
There are fifteen students in my class.
I like my classroom. There are lots of books. I like books.
- Noor, age 14 (the UAE)

2 **My classroom**
There are ten students in my class. I like my classroom. There are boxes with pens and paper inside. I like drawing pictures.
- Mariam, age 11 (Georgia)

3 **My classroom**
There are fourteen students in my class. There are six boys and eight girls. I like my classroom. There is a big window with trees outside.
- Ben, age 8 (England)

2 Read
Read again.
Circle all the plural nouns.



Nouns
Nouns are names of things.
singular = 1 plural = 2 or more

singular	plural
a girl	girls
a boy	boys
a student	students

singular	plural
a bus	buses
a sandwich	sandwiches
a box	boxes
a dish	dishes

- 3 Practice**
Write plural nouns.
- 1 student students
 - 2 bus buses
 - 3 box books
 - 4 pencil pencils
 - 5 boy boys
 - 6 girl girls

Lesson 4: Where are you?

Key Language
To be + place
She **is** at school.

Vocabulary
school, people, bus,
home, playground,
canteen, bus

1 Listen Track 5
Read and listen.

Sam: Hello Chris. Where are you?

Chris: I'm not at school. I'm at home. Where are you?

Sam: I'm at school.

2 Talk

Answer the questions with your partner.

1 Where is Chris? He 's at home.

2 Where is Sam? He 's at school.

Language Tip

+ **He's** at home.

- **He's not** at home.

3 Listen Track 6

Listen and match the people to the places.

استماع

Mahmoud	school
Richard	playground
Sara	bus
Salma	canteen

Handwritten blue arrows indicate the following matches:
- Richard to school
- Sara to bus
- Salma to canteen

Listening Tip

Listen for names and places.



4 Vocabulary

Write the words.

school classroom home playground bus canteen

1 in the classroom



2 in the playground



3 in the canteen



4 on the bus



5 at school



5 at home



5 Talk

Choose a picture above and test your partner.

She's in the classroom.

Is it number 1?

Yes!

Language Tip
They means two or more people
They're = they are
They're in the playground
They're at school.

6 Talk

Look at pictures A and B.
How many people can you see?
Where are they?



B

Lesson 5: About me

1 Vocabulary
Write the words.

chef teacher student doctor



1 student 2 teacher 3 doctor 4 chef

2 Vocabulary
Match the numbers.

وصل الارقام

11	17	seventeen
12	18	eighteen
13	14	fourteen
14	16	sixteen
15	19	nineteen
16	11	eleven
17	20	twenty
18	12	twelve
19	13	thirteen
20	15	fifteen

3 Read

Read the profile. Circle the answer.

First Name:	Bushra
Surname:	Kattan
Country:	UAE
Age:	20
Job:	Teacher

Reading Tip

Look for words you know to answer the questions.

yes
no
yes
no
yes

- 1 Is her first name Bushra?
- 2 Is she nineteen?
- 3 Is she from the UAE?
- 4 Is she a doctor?
- 5 Is her surname Kattan?

Yes / No
Yes / No
Yes / No
Yes / No
Yes / No

4 Write

Write sentences using the answers from Activity 3.

1 Her first name is Bushra.

2 She is twenty years old.

3 She is not a doctor.

4 She is a teacher.

5 Her surname Kattan.



5 Write

Write your own profile.



First Name: _____ تختلف الإجابات من طالب

Surname: _____ لاخر

Country: _____

Age: _____

Job: _____

Writing Tip

Names and countries always start with a capital letter.

Noora

Language Tip

Questions:

Is she a teacher?

+ Yes, she is.

Is she a doctor?

- No, she isn't.

6 Write

Swap books. Write two questions about the profile.
Swap books again. Answer the questions.

Is he/she a student?

Question 1: _____

Answer: _____

Question 2: _____

Answer: _____

Lesson 6: Language focus

1 Read

Read about three people.
Match the people to the texts.



A

Name: Noora

Nationality: Egyptian



B

Name: Ben

Nationality: British



C

Name: Anna

Nationality: Australian

2 Read

Read again. Are the sentences True or False?

1 Noora is a doctor.

false

2 Anna is Emirati.

false

3 Ben is a teacher.

true

3 Read

Read again and answer the questions.

1 Is Noora a student? Yes, she is.

4 How old is Noora? Nineteen.

2 Is Anna a teacher? No, she isn't.

5 Where is Anna from? Australia.

3 Is Ben a doctor? No, he isn't.

6 What is Ben's job? Ben is a teacher.

Language Tip

Is she a teacher?

+ Yes, she is.

- No, she isn't.

Key Language
To be
Are you a student?
Vocabulary
Emirati, British, Egyptian
Australia, job, boy, girl

1 My name is Noora and I am a student. I am nineteen years old and I am from Egypt. I like playing sports.

A

2 I'm Anna and I'm a doctor. I live in the UAE. I'm not Emirati. I'm from Australia. I like helping people.

C

3 I'm Ben. I'm a teacher and I live in London. I'm British. I like reading books. It's fun.

B



4 Practice

Complete the table.

Positive		Negative	
I <u>am</u>	(I'm)	I <u>am not</u>	(I'm not)
You <u>are</u>	(You're)	You <u>are not</u>	(You're not)
He <u>is</u>	(He's)	He <u>is not</u>	(He's not)
She <u>is</u>	(She's)	She <u>is not</u>	(She's not)
It <u>is</u>	(It's)	It <u>is not</u>	(It's not)

5 Practice

Cover page 11.

What do you remember about the people?



6 Practice

Complete the table.

Yes/No Questions	
<u>Am</u> I?	
<u>is</u> _____ you?	
Is <u>he</u> _____?	
Is _____ she?	
Is <u>it</u> _____?	

7 Talk

Play 'Who am I?'.

1 Think of a person. Don't tell anyone.

2 Your partner asks yes/no questions to guess the person.

Who am I?

Are you an actor?

Are you a singer?

Vocabulary







an actor	Emirati	a boy
a sportsperson	American	a girl
a singer	British	a man
a student	Egyptian	a woman

?

Lesson 7: The Al Ayyalah routine

1 Vocabulary
Write the words.

up down left right turn jump tap

 1 **left**
 2 **right**
 3 **turn**
 4 **down**
 5 **up**
 6 **tap**

Key Language
Imperatives
Tap your left foot.

Vocabulary
up, down, left, right,
turn, jump, tap



7 **jump**

2 Listen Track 7
Read and listen.



Vocabulary

singular	plural
man	men
foot	feet

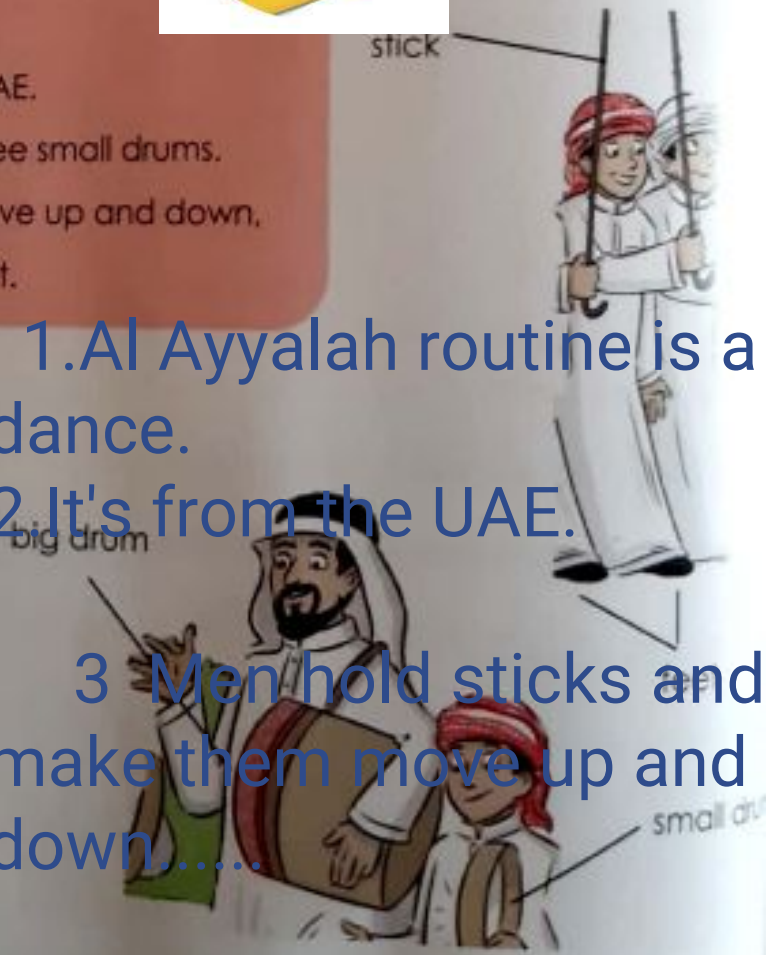
The Al Ayyalah routine is a dance.
The Al Ayyalah routine is from the UAE.
There is one big drum. There are three small drums.
Men hold sticks and make them move up and down,
left and right. They also tap their feet.

- 1 What is the Al Ayyalah routine?
- 2 Where is it from?
- 3 What do the men do?

1. Al Ayyalah routine is a dance.
2. It's from the UAE.

3 Men hold sticks and make them move up and down.....

Listening Tip
Listen to the sound of words when you read.



3 Talk

What do you see in the picture?

- How many children are there?
- How many drums are there?
- How many sticks are there?

fifteen children
four drums.
six sticks



4 Practice

Hold your pen like a stick. Say the words in the box and do the actions

up down left right
turn jump tap



5 Practice

Stand in a line. Move together.

- 1 Tap your left foot.
- 2 Put your feet together.
- 3 Tap your right foot.
- 4 Put your feet together.
- 5 Jump forward twice.

Do it again!



Writing Tip

Remember sentences start with capital letters and end with full stops.

3 Write

Write sentences.

1 it! / We've / done

we 've done it!

2 play / Let's / eleven fingers.

Let's play eleven fingers.

3 try / Let's / again.

Let's try again.

4 up! / give / Don't

Don't give up!



Let's try again.

4 Practice

Play eleven fingers.
Use the table below.

Game	Number of fingers	Did you win?
Game 1		yes / no
Game 2		Yes / no
Game 3		Yes / no

Lesson 9: Sharing in the classroom

Key Language
Talking about rules.
Help your classmates.

Vocabulary
coloured pencils, glue,
scissors, share, rules,
help, ask.

1 Read Track 8

Read and listen to the conversation.

How many rules can you find? —two.



Class rules

Ms. Martin: Good morning, Emma. What's wrong?

Emma: I want the coloured pencils but Sara isn't sharing them.

Ms. Martin: Sara, remember the class rules. We share the pencils.

Sara: Okay, sorry Ms. Martin.

Emma, here are the pencils.

Emma: Thank you.

Ms. Martin: Sam, don't run with scissors! Remember the class rules.

Sam: Sorry Ms. Martin. We don't run with scissors.

Ms. Martin: Everyone, remember the class rules!

2 Read

Read the conversation again. Answer the questions.

1 What does Emma want?

- a scissors b coloured pencils c glue

2 Who is not sharing the coloured pencils?

- a Emma b Sam c Sara

3 What does Sam say?

- a sorry b thank you c please

Reading Tip

Read the words in the question to find the answer.

3 Practice

Match the rules to the pictures.

- 1 Help your classmates. 2 Share things. 3 Don't run with scissors.
4 Put your hand up to ask questions. 5 Don't use mobile phones in class.



- 1.e
2.d
3.b
4.c
5.a



4 Read

Read and tick the best three rules.

Classroom rules

- 1 Don't talk when the teacher is talking.
- 2 Put your hand up to ask questions.
- 3 Share pens and pencils.
- 4 Don't use mobile phones.
- 5 Help your classmates.



Writing Tip

Look at the pictures to help you make rules.

share pencils.

Put your hand up to ask questions.




Lesson 10: Review

Key Language
Unit 1 language
Vocabulary
Unit 1 vocabulary

1 Practice

Read the profile and write the correct word.

am am are is is



My name is Dana.
I am a student.
I am twenty.
I live in Dubai with my family. My sister is
a doctor. My mum and dad are teachers.

Track 9 Listen and check your answers.

2 Vocabulary

What do you see in the pictures below?
Write the correct numbers and words.

1 One book.



2 Three boxes.



3 five chairs.

4 Four desks.



5 one window.

6 Two bags.



Plurals
Did you see?
One box
Two boxes

3 Talk

Talk about your classroom.
What do you see?

There is one window.

There are three desks.



My classroom



My name is Noor and I'm from Abu Dhabi.
There are fourteen students in my class. I like my classroom.
The walls are blue. My desk is big. There are two windows.
There are lots of books. I like books. I read books in my classroom.

4 Read

Read about Noor and her classroom. Are the sentences True or False? ✓ ✗

- | | | |
|---------------------------|-------|-------|
| 1 Noor is from Ajman. | _____ | _____ |
| 2 There are ten students. | _____ | _____ |
| 3 There are five windows. | _____ | _____ |
| 4 There is one desk. | _____ | _____ |
| 5 There are books. | _____ | _____ |
| 6 Noor likes books. | _____ | _____ |

5 Write

Write sentences about your **dream** classroom.



My dream classroom

My name is _____

There are _____

<https://t.me/grade4four4>



6 Talk

What are the rules in your classroom?

Don't run.

Share the pencils.

Speak English.