

State of Kuwait
Ministry of Education
That Alsawari primary school

موقع ملفات الكويت التعليمية kwEduFiles.com

WORKBOOK


GRADE 1A

Prepared by Teacher:
Amal Alrawi



Name : _____

Class : _____



ولي/ ولية الأمر المحترم/ة.. يرجى منكم
القيام بتحميل البرنامج المجاني والمدرج
اسمه أدناه وذلك لأن المذكرة تحتوي على
فيديو تفاعلي لكل درس وسيفيد الطالبة
ويفيدكم في مراجعة النطق الصحيح
لأصوات الأحرف.

يرجى استخدام كاميرة البرنامج وتمريها



عند المرور بعلامة الباركود التالية
على العلامة ليتم تشغيل الفيديو.



QR Reader for iPhone 12+

QR Code, Barcode & NFC Scanner
TapMedia Ltd

#5 in Utilities

★★★★★ 4.4, 3.1K Ratings

Free · Offers In-App Purchases



QR Reader for Android


tapmedia Productivity

3+

Contains Ads

 Add to Wis

Draw a selfie of you



Sight Word Assessment


موقع ملفات الكويت التعليمية kwEduFiles.com

Point to each word. Circle the words students can read by sight.

a	am	an	and	can
do	for	go	has	have
he	here	I	in	is
it	like	look	me	my
no	play	said	see	she
so	the	to	up	we


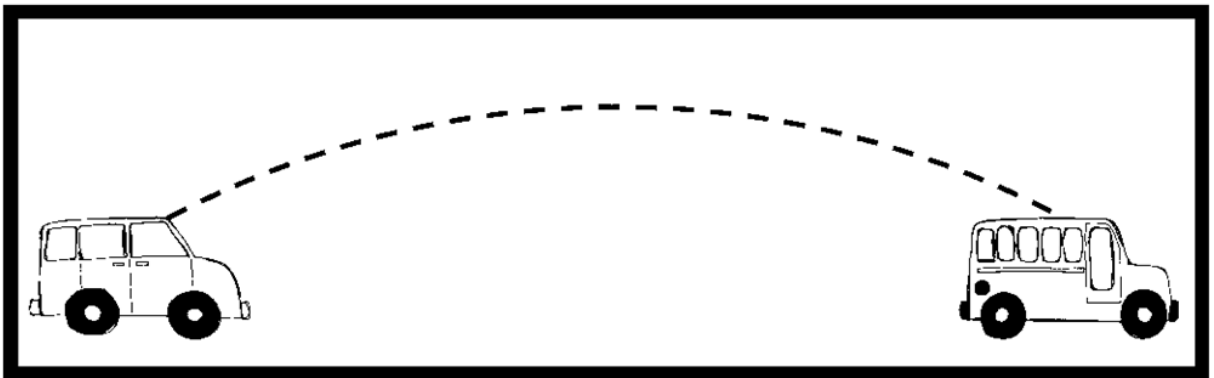
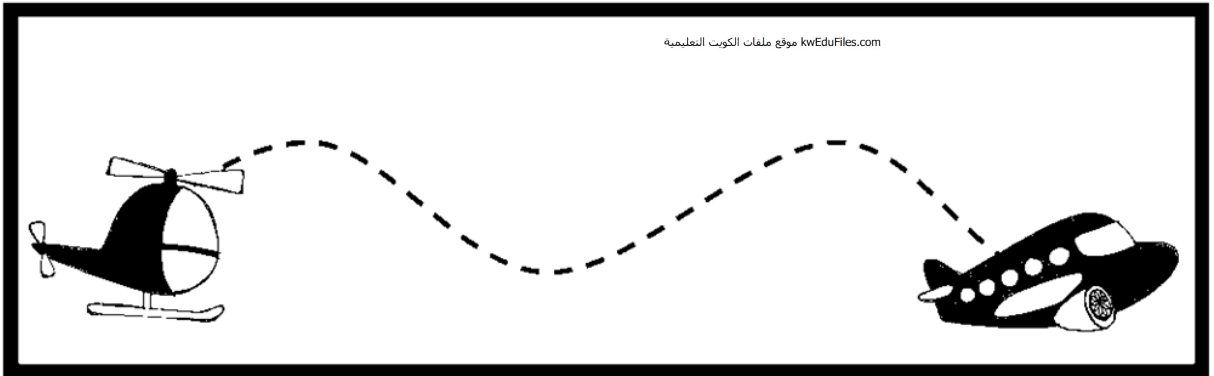
___ / 30

Trace the dotted lines carefully from left to right.



Trace the Lines





موقع ملفات الكويت التعليمية kwEduFiles.com



How Many Are There?

موقع ملفات الكويت التعليمية kwEduFiles.com

Add together the swimming animals and write down how many there are!




How Many Are There?

موقع ملفات الكويت التعليمية kWeduFiles.com

Count and circle the correct number.



1 2 3




2 4 5



1 2 4



2 4 5

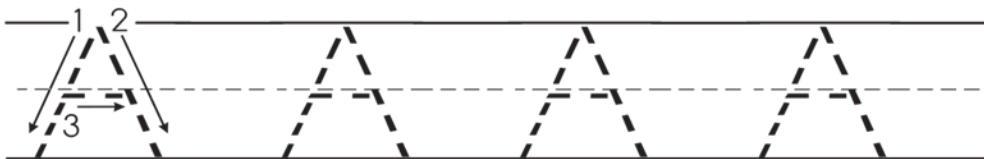


1 2 3



Trace the letter A


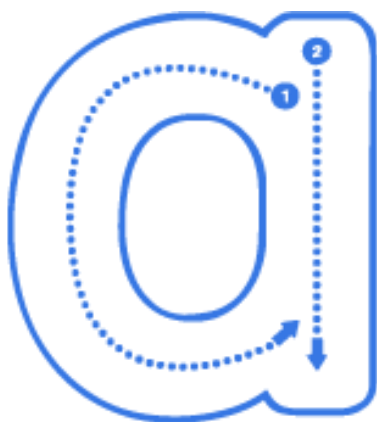
موقع ملفات الكورت التعليمية kwEduFiles.com




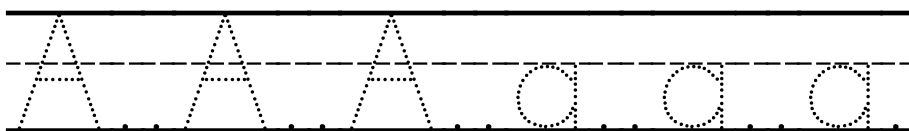
1 Circle the lowercase **a** in the sentence below.

Dan has a black cat.

2 Draw a line by following the dots & numbers



3 Now trace the letter **A a**, then copy it yourself.



Prepared by : Miss Amal Alrawi




Colour it

A a

Match it

apple



alligator



ax



Write the letter **a** in the space below.



n t

Circle all the letter **a**'s in the words below.

at

am

can



and

an

are



Circle and color the pictures that start with the letter **A** :

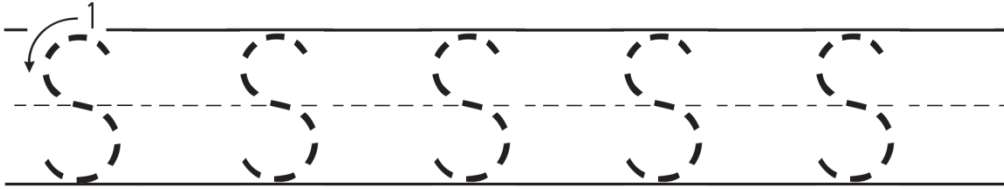




S

Trace the letter S

موقع ملفات الكورت التعليمية kwEduFiles.com



1

Circle the lowercase **s** in the sentence below.

Science class is super fun!



2

Draw a line by following the dots & numbers




3

Now trace the letter **S s**, then copy it yourself.





Colour it



Match it

star



snake



swim



Write the letter s in the space below.



u n

Circle all the letter s's in the words below.


see she

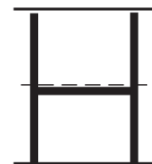
so saw

say said



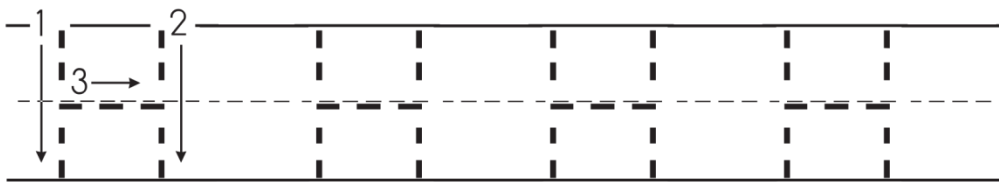
Trace the dots to draw a Strawberry then colour it :





Trace the letter H

موقع ملفات الكورت التعليمية kwEduFiles.com




1

Circle the lowercase **h** in the sentence below.

Have a happy holiday!

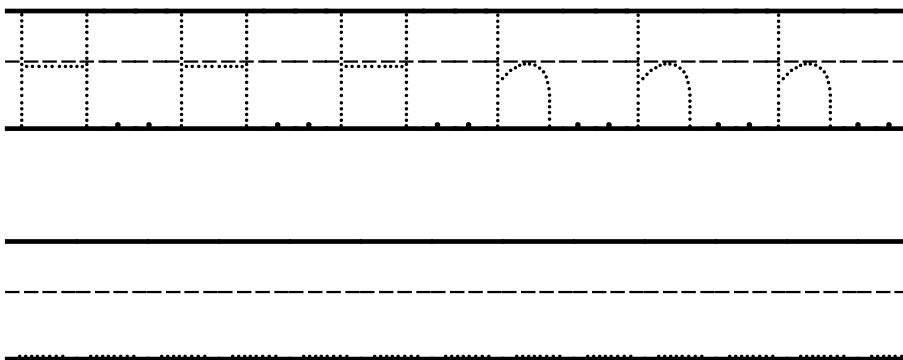
2

Draw a line by following the dots & numbers



3

Now trace the letter **H h**, then copy it yourself.





Colour it

H h

Match it

heart

www.kwEduFiles.com



home



hand



Write the letter h in the space below.



a t

Circle all the letter h's in the words below.

hot

her

he


with

here

how

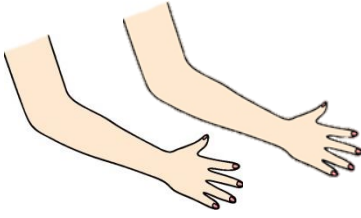


circle and color the pictures that start with the letter H :



Draw a line from each word to the correct part of the body.

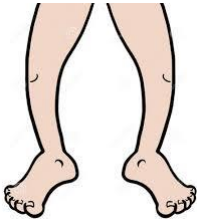
موقع ملفات الكويت التعليمية kwEduFiles.com



★ Legs



★ arms




★ hand



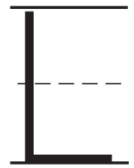
★ toe



★ head

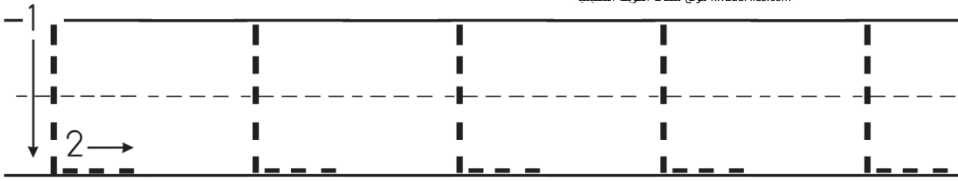


★ foot



Trace the letter L

موقع ملفات الكويت التعليمية kwEduFiles.com





1

Circle the lowercase **l** in the sentence below.

Lots of plants have leaves and flowers.

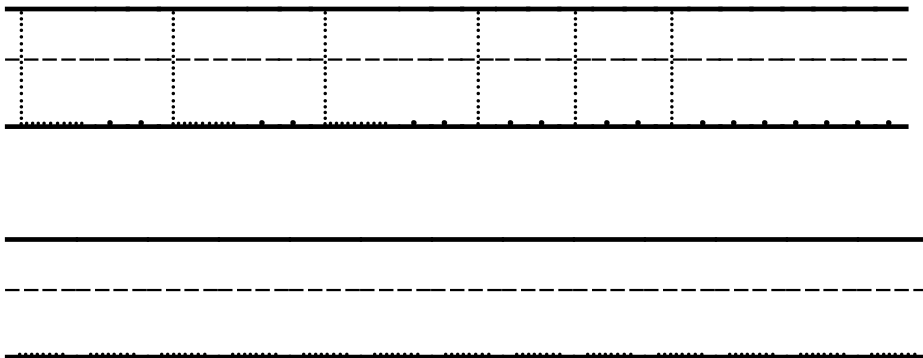

2

Draw a line by following the dots & numbers



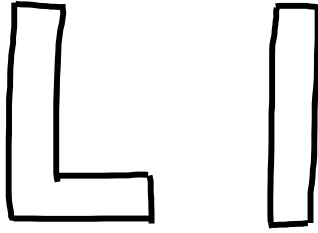
3

Now trace the letter **L l**, then copy it yourself.






Colour it



Match it

laptop

www.kwEduFiles.com



lemon



lion



Write the letter **l** in the space below.



l i p s

Circle all the letter **l**'s in the words below.

leg

jelly

play

help

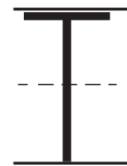
long

live



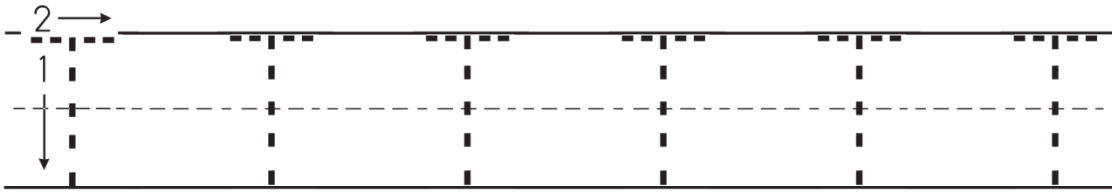
Cut and past pictures start with **L** :

--	--	--



Trace the letter T

موقع ملفات الكويت التعليمية kwEduFiles.com




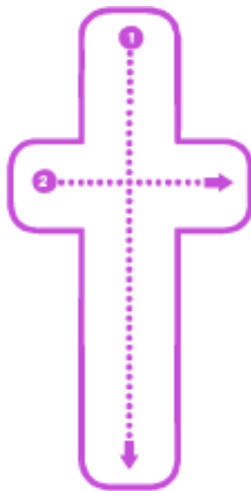
1

Circle the lowercase **t** in the sentence below.

These trees are too tall to climb.

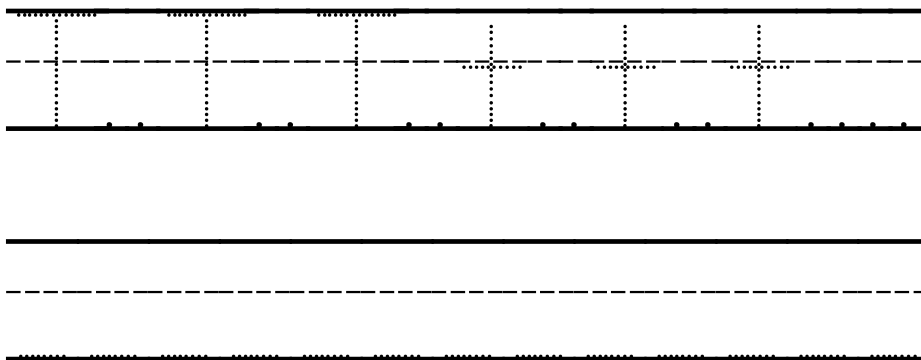
2

Draw a line by following the dots & numbers




3

Now trace the letter **T t**, then copy it yourself.






Colour it



Match it

tiger



turtle



tooth



Write the letter t in the space below.



r e e

Circle all the letter t's in the words below.

the

ten

to

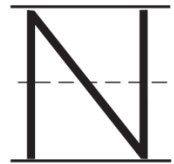
this

eat

that

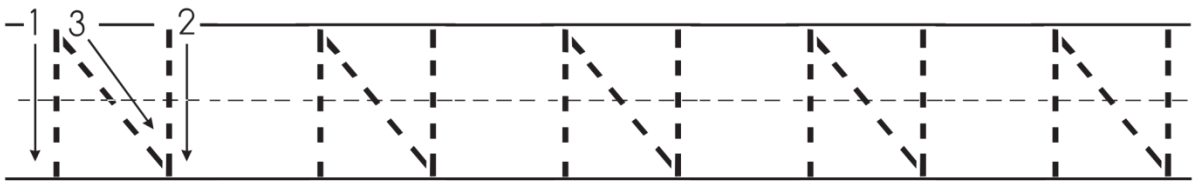


Draw a Train and colour it :



Trace the letter N

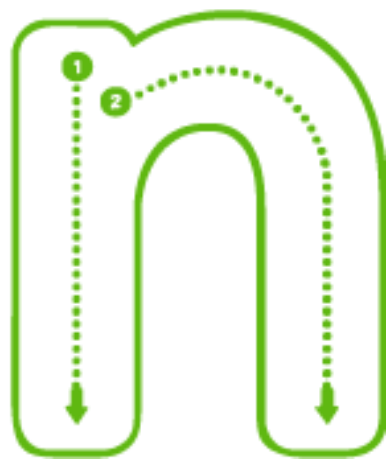
موقع ملفات الكويت التعليمية kwEduFiles.com



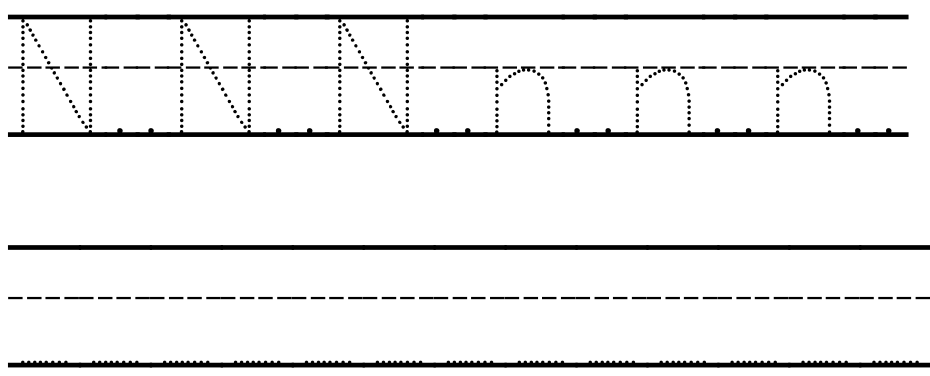
1 Circle the lowercase **n** in the sentence below.

Anna needs to take a nap at noon.

2 Draw a line by following the dots & numbers



3 Now trace the letter **N n**, then copy it yourself.



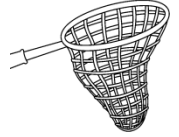


Colour it

N n

Match it

nose
موقع ملفات الـ PDF التعليمية kwEduFiles.com



net



nine



Write the letter **n** in the space below.



est

Circle all the letter **n**'s in the words below.

no

new

nice

not

nine








now

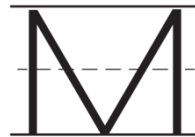


Draw a **N**ecklace and colour it:

How many puppies?

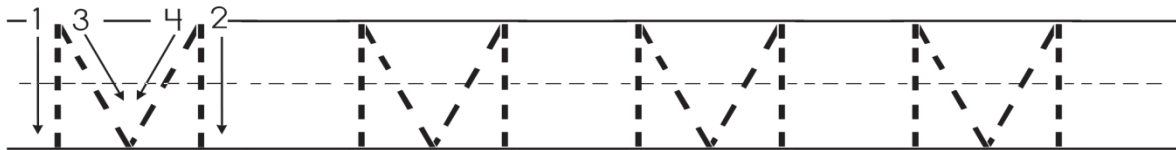
www.kw1dufilles.com

Puppies		Number
		<p>5</p>
		<p>_____</p> <p>-----</p> <p>_____</p>
		<p>_____</p> <p>-----</p> <p>_____</p>
		<p>_____</p> <p>-----</p> <p>_____</p>
		<p>_____</p> <p>-----</p> <p>_____</p>
		<p>_____</p> <p>-----</p> <p>_____</p>
		<p>_____</p> <p>-----</p> <p>_____</p>



Trace the letter M

موقع ملفات الكورت التعليمية kwEduFiles.com



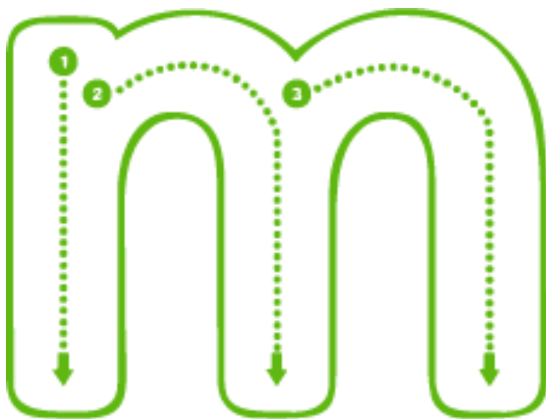
1

Circle the lowercase **m** in the sentence below.

My mom says my room is a mess!

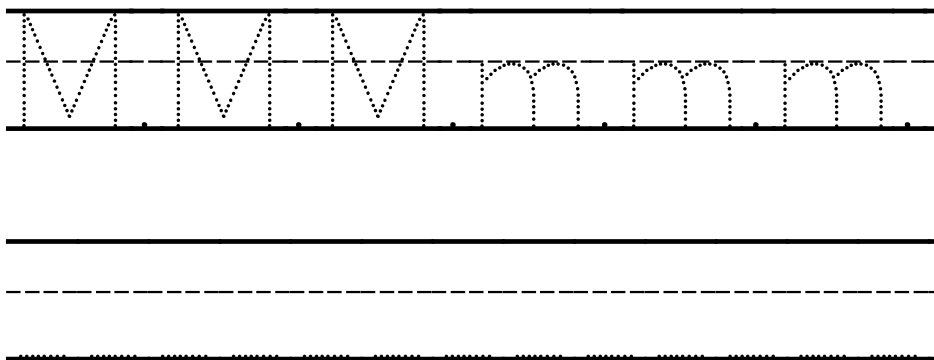
2

Draw a line by following the dots & numbers



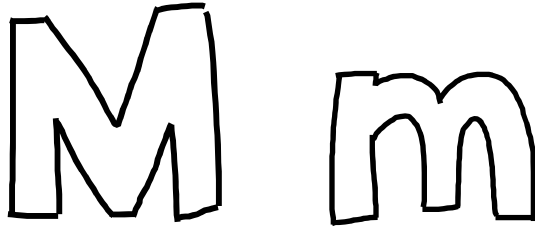
3

Now trace the letter **M m**, then copy it yourself.





Colour it




Match it

milk
 موقع ملفات الكورت التعليمية kwEduFiles.com

mother

man



Write the letter **m** in the space below.



Circle all the letter **m**'s in the words below.

my

map

me


him

man

gum



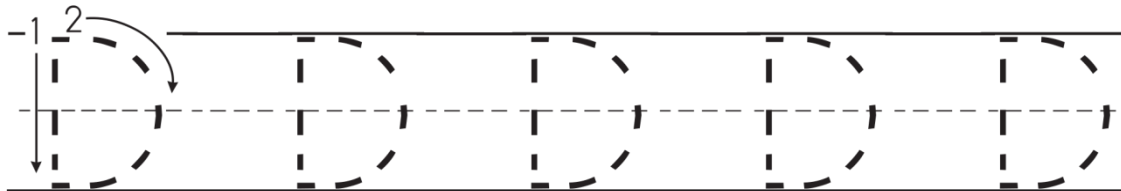
Trace the dots to draw a **M**onkey then colour it :





Trace the letter D

موقع ملفات الكويت التعليمية kwEduFiles.com




1

Circle the lowercase **d** in the sentence below.

Where did the dog go?

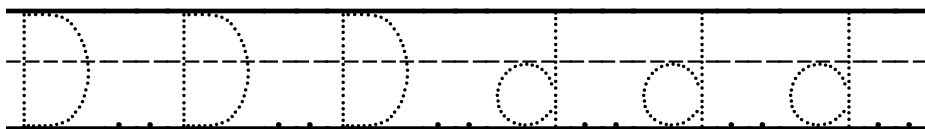
2

Draw a line by following the dots & numbers



3

Now trace the letter **D d**, then copy it yourself.





Colour it

D d


Match it

doctor

www.kwEduFiles.com

dinosaur

doll



Write the letter **d** in the space below.



o g

Circle all the letter **d**'s in the words below.

did deer

day lid

doll do



Cut and past pictures start with **D** :

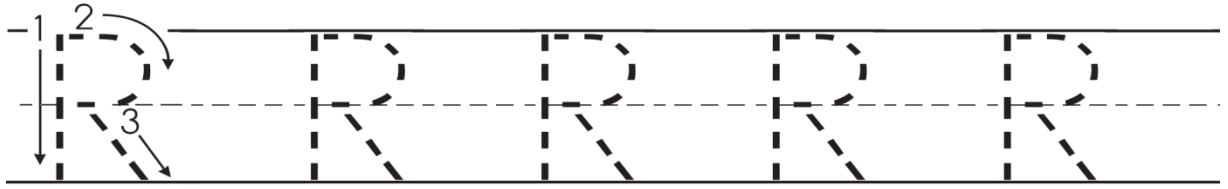
--	--	--



R

Trace the letter R

موقع ملفات الكورت التعليمية kwEduFiles.com




1

Circle the lowercase **r** in the sentence below.

Thunder storms scare me!


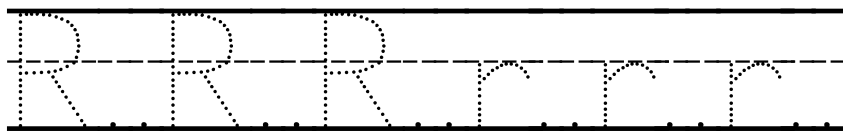
2

Draw a line by following the dots & numbers



3

Now trace the letter **R r**, then copy it yourself.





Colour it

R r


Match it

rope kwEduFiles.com

rock

roller

Write the letter **r** in the space below.



ed

Circle all the letter **r**'s in the words below.

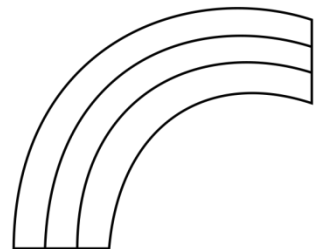


rat rock

for or

right rain



circle and color the pictures that start with the letter **R** :

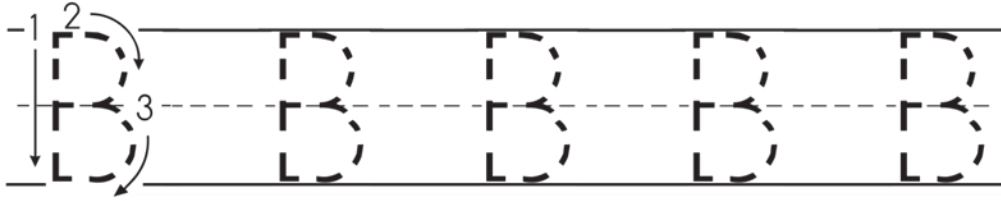




B

Trace the letter B

موقع ملفات الكويت التعليمية kwEduFiles.com




1

Circle the lowercase **b** in the sentence below.

Bob is going to bed.

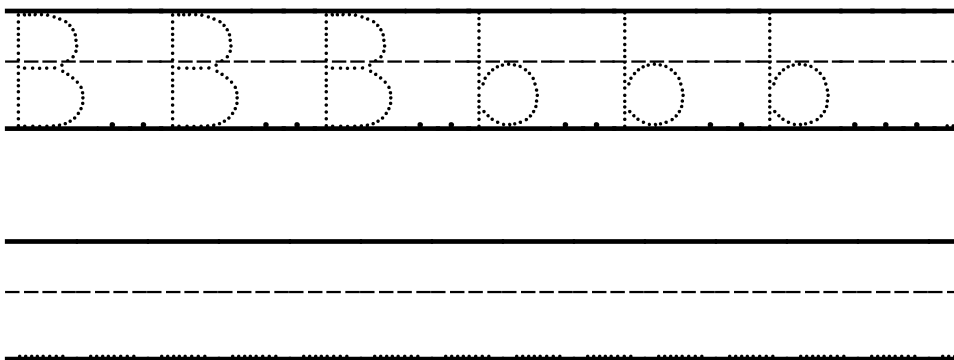
2

Draw a line by following the dots & numbers



3

Now trace the letter **B b**, then copy it yourself.






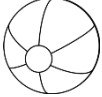
Colour it


B b

Match it


www.kwEduFiles.com

bear 

banana 

ball 

Write the letter **b** in the space below.



e e

Circle all the letter **b**'s in the words below.

be

bat

bad

best

lab

cab



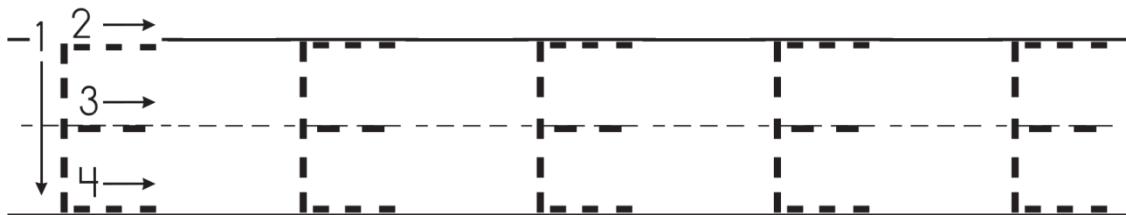
Cut and past pictures start with **B** :

--	--	--



Trace the letter E

موقع ملفات الكورت التعليمية kwEduFiles.com



1

Circle the lowercase e in the sentence below.

This is the best dessert ever!

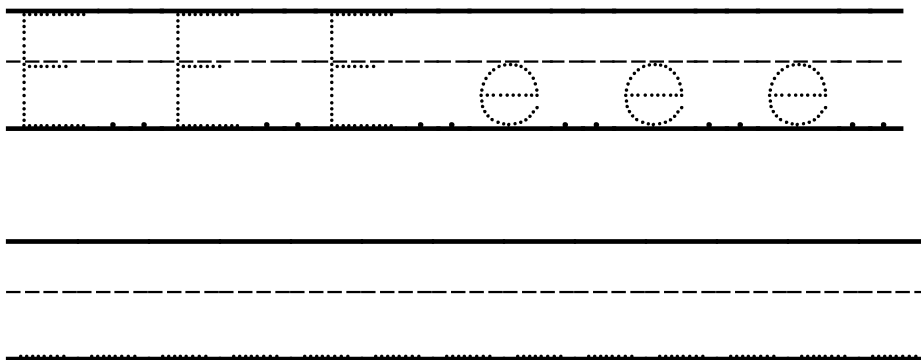
2

Draw a line by following the dots & numbers



3

Now trace the letter E e, then copy it yourself.





Colour it

E e


Match it

elbow www.kwEduFiles.com

eggplant

ear

Write the letter **e** in the space below.



Circle all the letter **e**'s in the words below.

egg

ear

me

see



her

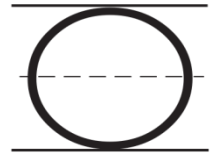
eel

g g



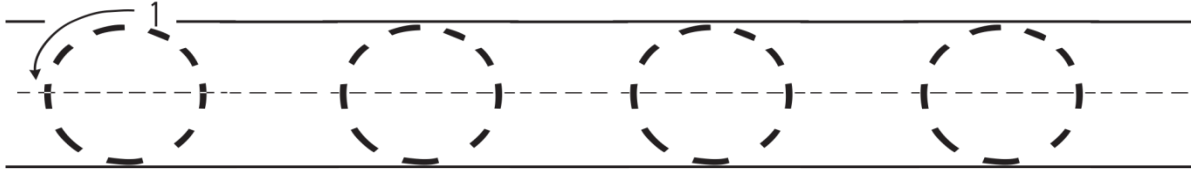
circle and color the pictures that start with the letter **E** :





Trace the letter O

موقع ملفات الكورت التعليمية kwEduFiles.com



1

Circle the lowercase **o** in the sentence below.

The fox goes into the forest.

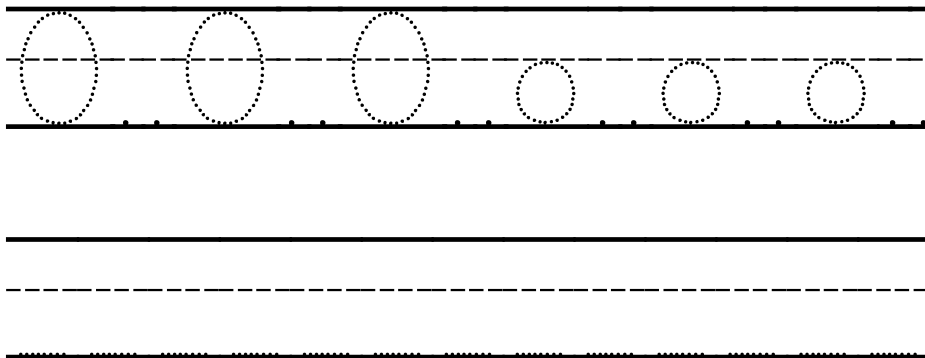
2

Draw a line by following the dots & numbers



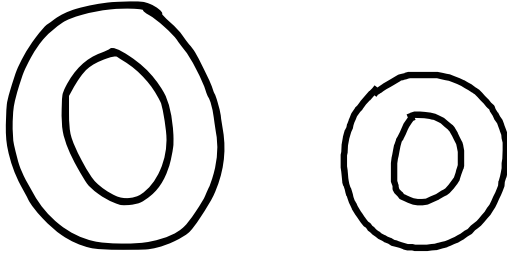
3

Now trace the letter **O o**, then copy it yourself.





Colour it



Match it

orange

www.kwedu.com



octopus



old



Write the letter o in the space below.



w |

Circle all the letter o's in the words below.

not

hot

of

our

orange

out



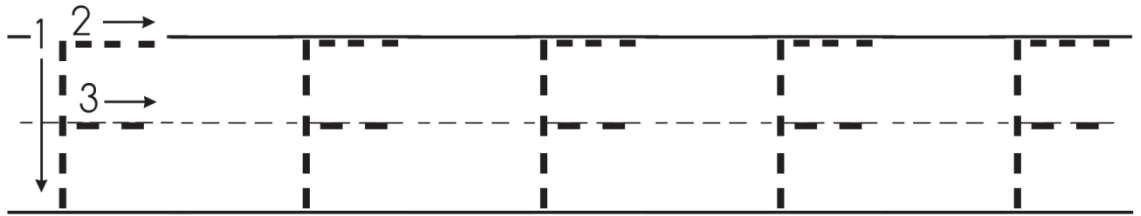
Cut and past pictures start with o :

--	--	--



Trace the letter F

موقع ملفات الكويت التعليمية kwEduFiles.com



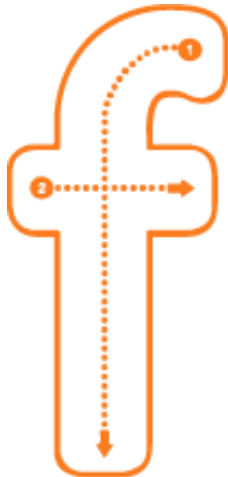
1

Circle the lowercase **f** in the sentence below.

Will you feed the fish on Friday?

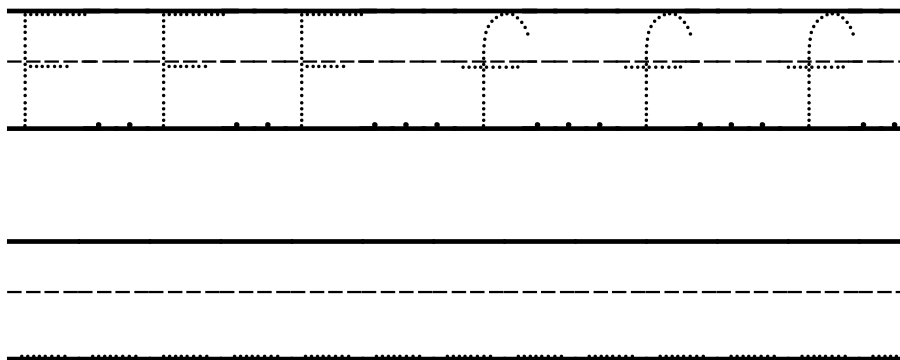
2

Draw a line by following the dots & numbers




3

Now trace the letter **F f**, then copy it yourself.





Colour it



Match it

family www.kwEduFiles.com

frog

foot

Write the letter **f** in the space below.



i s h

Circle all the letter **f**'s in the words below.

first

for

if


of

life

fall







Trace the dots to draw a **F**ish then colour it :





موقع ملفات الكمبيوتر التعليمي
kwEduFiles.com

Useful Apps



TeacherspayTeachers.com

Education.com

موقع ملفات الكويت التعليمية kwEduFiles.com

Credits



Note: In case any QR code is not working . Please don't hesitate to contact me through my E-mail to fix it asap.

Thank you

Copyright (c) 2018 *@Amal8q* . All Rights Reserved
This product is protected by copyright and distributed under licenses restricting copying, distribution and decompilation.

amal8q@gmail.com