


المفء الأول الإبتدائى
ترم أول
2019



Sun & Moon

Prim 1 - first Term



By : Mr. Waleed El-Sharawy



The Alphabet Song



Let's sing the alphabet, A B C.
Can you sing the alphabet from A to Z?




Aa




Bb




Cc



Dd



Ee



Ff



Gg



Hh



Ii



Jj



Kk




Ll



Mm



Nn



Oo



Pp



Qq



Rr



Ss




Tt



Uu



Vv



Ww



Xx



Yy



Zz



Now we know the alphabet, A B C.
We can sing the alphabet from A to Z.





قبل أن تعلم طفاك الكتابة لاحظ الآتي:

- ١- حروف اللغة الإنجليزية لها شكلان أو نوعان Capital - Small ، معظم الكلمات تكتب small .
- ٢- الحروف تكتب بين أربع خطوط (خطان أساسيان - خطان وهميان علوي وسفلي).
- ٣- معظم حروف اللغة تكتب بين الخططين الأساسيين ، ولكن هناك حروف تغزو وتهبط على الخطوط الوهمية.
- ٤- كل الحروف الـ Capital لا تكتب على السطر الوهمي السفلي أبداً .

A A A

a a a

B B B B

b b b

A A A

a a a

B B B B

b b b

C C C C

c c c c

D D D D

d d d d

C C C C

c c c c

D D D D

d d d d

E E E E

e e e e

F F F F

f f f f

E E E E

e e e e

F F F F

f f f f



G G G G

g g g g

H H H H

h h h h

G G G G

g g g g

H H H H

h h h h

I I I I

i i i i

J J J J

j j j j

I I I I

i i i i

J J J J

j j j j

K K K K

k k k k

L L L L

l l l l

K K K K

k k k k

L L L L

l l l l



M MMM

m m m m

N N N N

n n n n

M MMM

m m m m

N N N N

n n n n

O O O O

o o o o

P P P P

p p p p

O O O O

o o o o

P P P P

p p p p

Q Q Q Q

q q q q

R R R R

r r r r

Q Q Q Q

q q q q

R R R R

r r r r



S S S S

s s s s

T T T T

t t t t

S S S S

s s s s

T T T T

t t t t

U U U U

u u u u

V V V V

v v v v

U U U U

u u u u

V V V V

v v v v

W W W W

w w w w

X X X X


x x x x

W W W W

w w w w

X X X X

x x x x



Now we know A, B, C
We can write and sing
the alphabet from A to Z.



Let's start.
CONNECT - Prim1
First term





Module (1) : About me

- Unit (1) : Hello!
- Unit (2) : My school bag
- Unit (3) : This is me
- Review (1)

Module (2) : My World

- Unit (4) : Let's play music
- Unit (5) : It's my birthday !
- Unit (6) : With my family
- Review 2

Module (3) : The wider world

- Unit (7) : At home
- Unit (8) : At the pyramids
- Unit (9) : At the beach
- Review 3



Let's talk.

Hello! I'm Hany.
مرحباً ! أنا هاني.



Hi! I'm Hana.
اهلاً ! أنا هانا.



He's Hany. She's Hana.
I'm Amira.
Good bye !

Language Notes ملاحظات لغوية

أنا I

am = 'm

هو He

هي She

غير عاقل It

is = 's

صفة. Adj.

angry / thin / tall

اسم. noun.

Youssef / Mona

- هذه العلامة (') تسمى apostrophe - وحرف e بأخرها ينطق

- أسماء الأشخاص يكتب أول حرف منها Capital.



Hello !


مرحباً

Hi !

أهلاً وسهلاً!

I'm Amira. أنا أميرة

Good bye! مع السلامة!



افتح كتابك

Open your book.

أغلق كتابك

Close your book.

تصافح بالأيدي

shake hands

هيا نلعب !

Let's play.



Introduce yourself

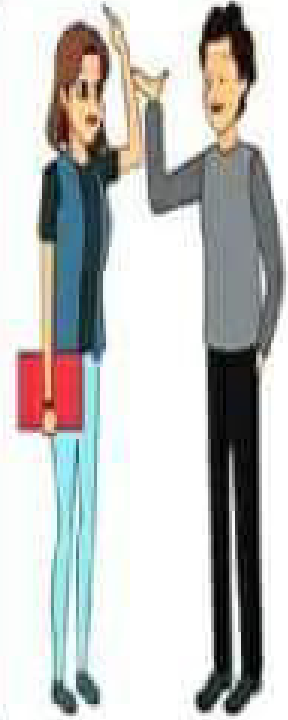
Walid : Hello! What's your name?
مرحباً ! ما اسمك ؟

Mona : Hi ! I'm Miss Mona.
أهلاً ! أنا الاستاذة منى.

Walid : Nice to meet you.
مسرور بمقابلتك .

Mona : What's your name?
ما اسمك؟

Walid : I'm Mr. Walid. Good bye.
أنا الأستاذ وليد. مع السلامة.



Your turn



What's your name?
ما اسمك ؟

My name is Hana.
اسمي هنا .





What's your name ?

ما أسمك ؟

.....

.....

.....

.....

.....

.....

.....

.....

.....

.....

I'm Mrs. Amina.
أنا الأستاذة أمينة.

I'm Mr. Walid.
أنا الأستاذ وليد.

.....
.....
.....
.....
.....
.....
.....
.....
.....
.....



Nice to meet you.

مسرور بمقابلتك.

Handwriting practice lines for the phrase 'Nice to meet you.' consisting of three sets of three horizontal lines (top, middle, bottom) with a dotted line in the middle.


أسمي آية.

My name is Aya.

مع السلامة

Good bye.


Handwriting practice lines for the phrases 'My name is Aya.' and 'Good bye.' consisting of two columns of three sets of three horizontal lines (top, middle, bottom) with a dotted line in the middle.



Letter "B/b"



boy



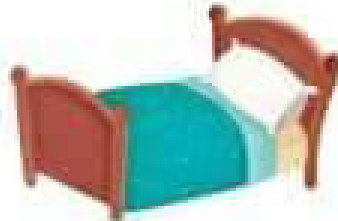
bear




bird




bus



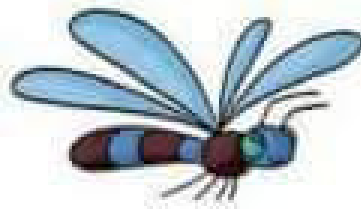
bed



banana



book



bee



bag




brush



blue



ball



boy



bear




bird

Handwriting practice lines for the words 'boy', 'bear', and 'bird'. Each word is followed by three sets of horizontal lines: a solid top line, a dashed middle line, and a solid bottom line.



bus



bed



banana

Handwriting practice lines for the words 'bus', 'bed', and 'banana'. Each word is followed by three sets of horizontal lines: a solid top line, a dashed middle line, and a solid bottom line.



book



bee



bag

Handwriting practice lines for the words 'book', 'bee', and 'bag'. Each word is followed by two sets of three horizontal lines (top, middle, bottom) for tracing and writing practice.



brush



blue



ball

Handwriting practice lines for the words 'brush', 'blue', and 'ball'. Each word is followed by two sets of three horizontal lines (top, middle, bottom) for tracing and writing practice.



هذا ولد .

This is a boy.

هذه حقيبة .

This is a bag.

هذا سريرى .

This is my bed.

هذه فرشاتي !

This is my brush.