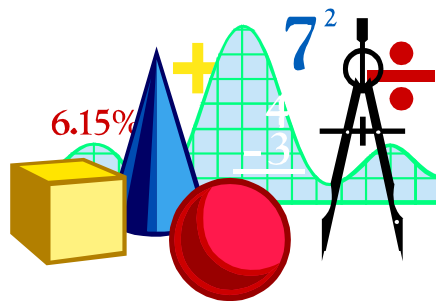


MATHEMATICS FOR PRIMARY TWO FIRST TERM

PREPARED BY
Mr. MAHMOUD MOHEB



Sheet (1)

September 2019

Su	Mo	Tu	We	Th	Fr	Sa
1	2	3	4	5	6	7
8	9	10	11	12	13	14
15	16	17	18	19	20	21
22	23	24	25	26	27	28
29	30					

October 2019

Su	Mo	Tu	We	Th	Fr	Sa
		1	2	3	4	5
6	7	8	9	10	11	12
13	14	15	16	17	18	19
20	21	22	23	24	25	26
27	28	29	30	31		

November 2019

Su	Mo	Tu	We	Th	Fr	Sa
					1	2
3	4	5	6	7	8	9
10	11	12	13	14	15	16
17	18	19	20	21	22	23
24	25	26	27	28	29	30

December 2019

Su	Mo	Tu	We	Th	Fr	Sa
1	2	3	4	5	6	7
8	9	10	11	12	13	14
15	16	17	18	19	20	21
22	23	24	25	26	27	28
29	30	31				

January 2020

Su	Mo	Tu	We	Th	Fr	Sa
			1	2	3	4
5	6	7	8	9	10	11
12	13	14	15	16	17	18
19	20	21	22	23	24	25
26	27	28	29	30	31	

February 2020

Su	Mo	Tu	We	Th	Fr	Sa
						1
2	3	4	5	6	7	8
9	10	11	12	13	14	15
16	17	18	19	20	21	22
23	24	25	26	27	28	29

March 2020

Su	Mo	Tu	We	Th	Fr	Sa
1	2	3	4	5	6	7
8	9	10	11	12	13	14
15	16	17	18	19	20	21
22	23	24	25	26	27	28
29	30	31				

April 2020

Su	Mo	Tu	We	Th	Fr	Sa
			1	2	3	4
5	6	7	8	9	10	11
12	13	14	15	16	17	18
19	20	21	22	23	24	25
26	27	28	29	30		

May 2020

Su	Mo	Tu	We	Th	Fr	Sa
					1	2
3	4	5	6	7	8	9
10	11	12	13	14	15	16
17	18	19	20	21	22	23
24	25	26	27	28	29	30
31						

June 2020

Su	Mo	Tu	We	Th	Fr	Sa
	1	2	3	4	5	6
7	8	9	10	11	12	13
14	15	16	17	18	19	20
21	22	23	24	25	26	27
28	29	30				

July 2020

Su	Mo	Tu	We	Th	Fr	Sa
			1	2	3	4
5	6	7	8	9	10	11
12	13	14	15	16	17	18
19	20	21	22	23	24	25
26	27	28	29	30	31	

August 2020

Su	Mo	Tu	We	Th	Fr	Sa
						1
2	3	4	5	6	7	8
9	10	11	12	13	14	15
16	17	18	19	20	21	22
23	24	25	26	27	28	29
30	31					



[1] Read and trace:

Saturday	Saturday	Saturday
Sunday	Sunday	Sunday
Monday	Monday	Monday
Tuesday	Tuesday	Tuesday
Wednesday	Wednesday	Wednesday
Thursday	Thursday	Thursday
Friday	Friday	Friday
Saturday	Saturday	Saturday
Sunday	Sunday	Sunday
Monday	Monday	Monday
Tuesday	Tuesday	Tuesday
Wednesday	Wednesday	Wednesday
Thursday	Thursday	Thursday
Friday	Friday	Friday

[2] Read and trace:

January	January	January
February	February	February
March	March	March
April	April	April
May	May	May
June	June	June
July	July	July
August	August	August
September	September	September
October	October	October
November	November	November
December	December	December

MONTHS OF THE YEAR



Friday

Saturday

Thursday

Sunday

Days of the week

Wednesday

Monday

Tuesday

[3] Complete the table:

Yesterday	Today	Tomorrow
.....	Friday
Monday
.....	Tuesday
.....	Thursday
.....	Saturday
Friday
Tuesday
.....	Thursday
.....	Monday
Wednesday
.....	Friday

[4] Rearrange the months:

February

January

April

July

June

March

May

September

August

November

December

October

1-

2-

3-

4-

5-

6-

7-

8-


9-

10-

11-

12-

days of the week



sunday red

monday yellow

tuesday pink

wednesday green

thursday orange

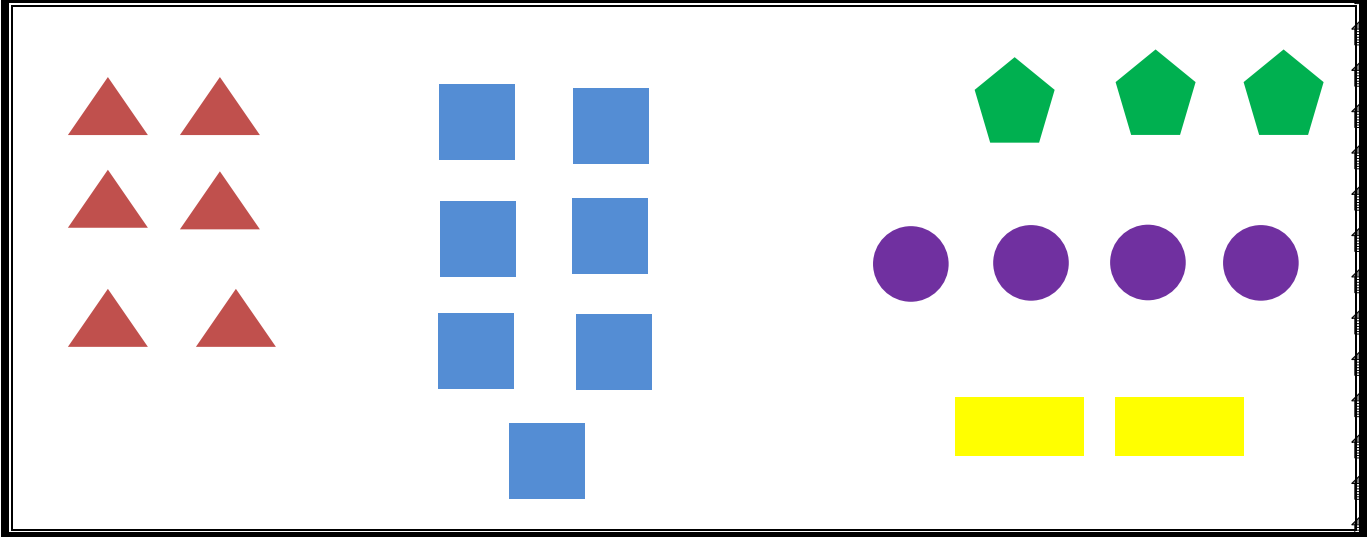
friday blue

saturday purple

Sheet (2)

Collecting and Representing Data

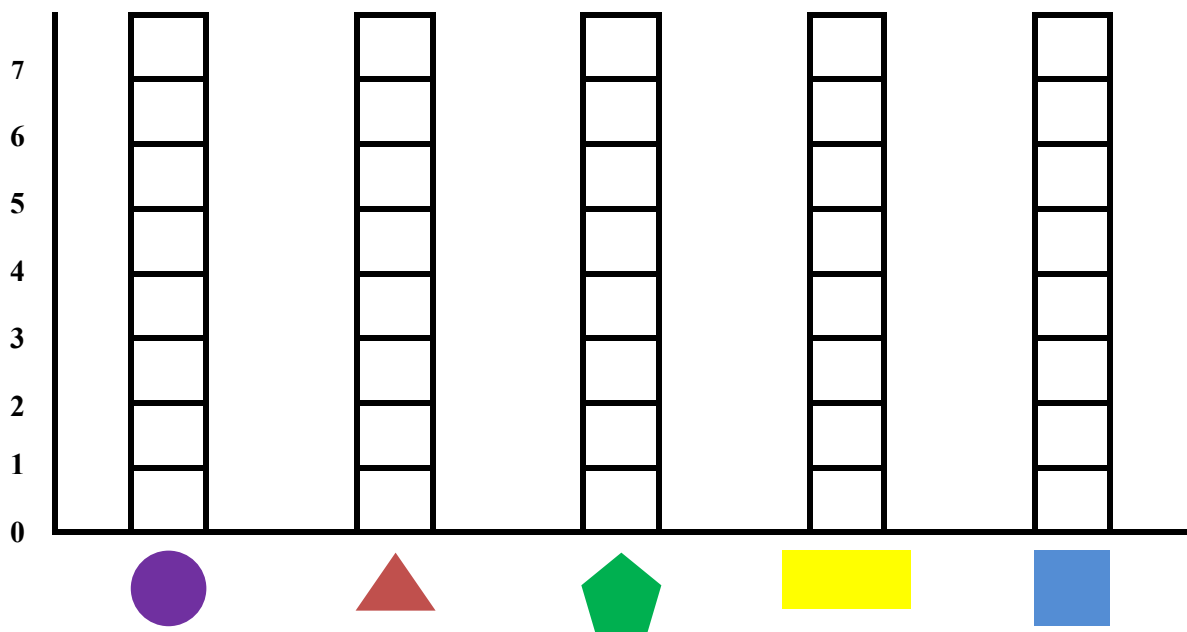
[1] Count the shapes then answer the questions:



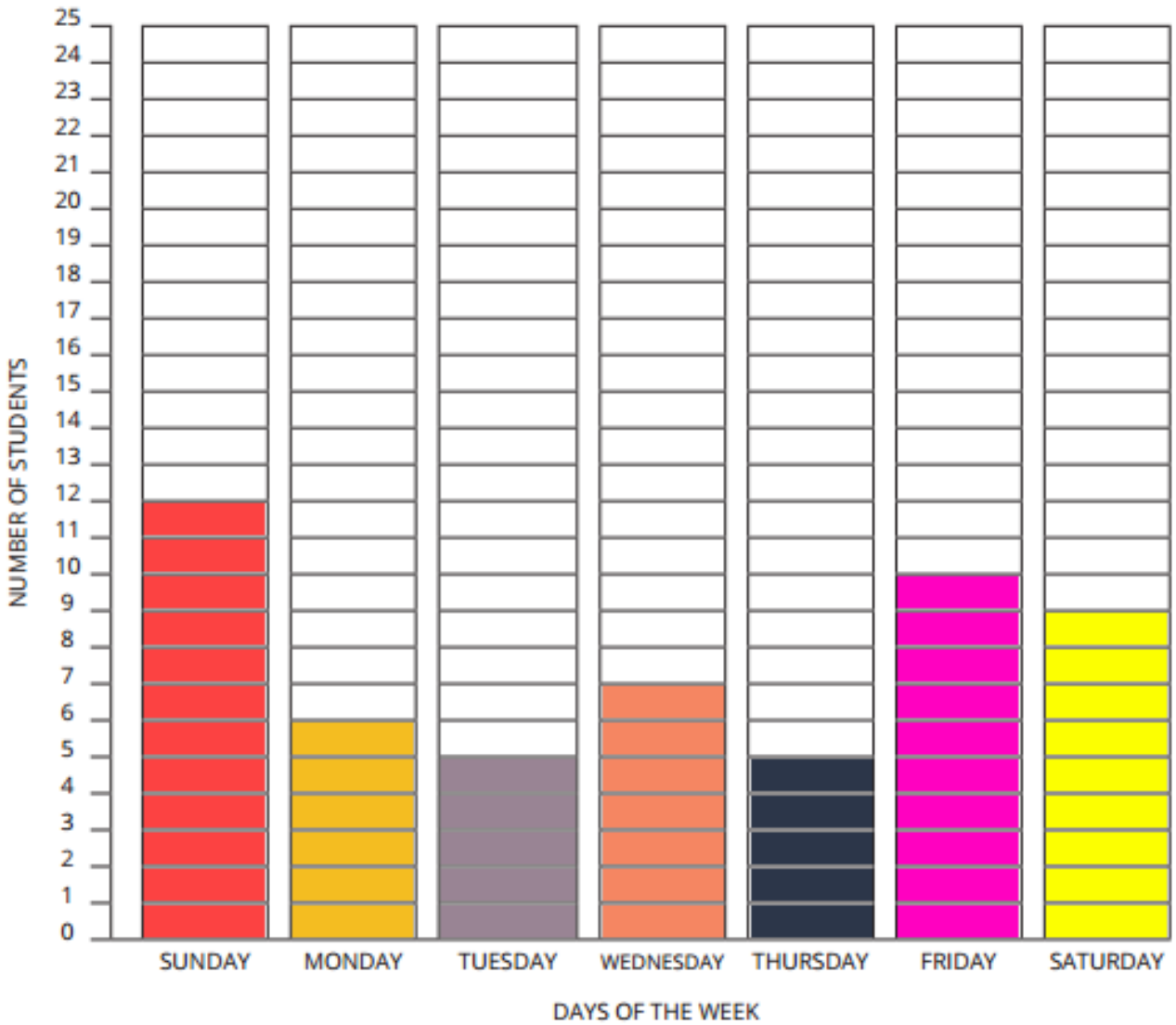
Complete the following table:

Shape					
Number					

Represent the previous table graphically:



[2] Notice the graph then answer the questions:



Complete the table:

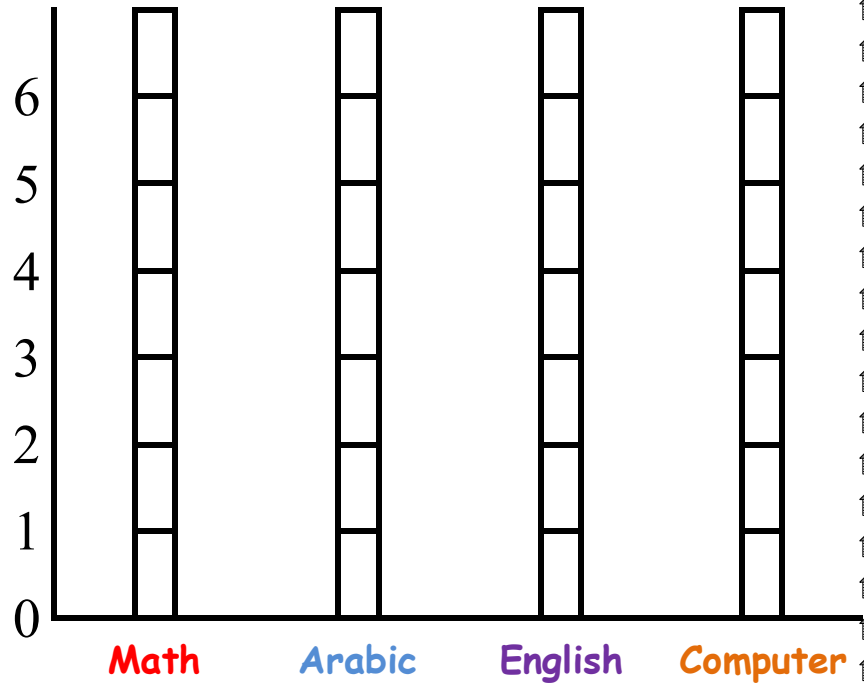
Days	Sunday	Monday	Tuesday	Wednesday	Thursday	Friday	Saturday
No. of pupils							

Complete:

The favorite day in our class is

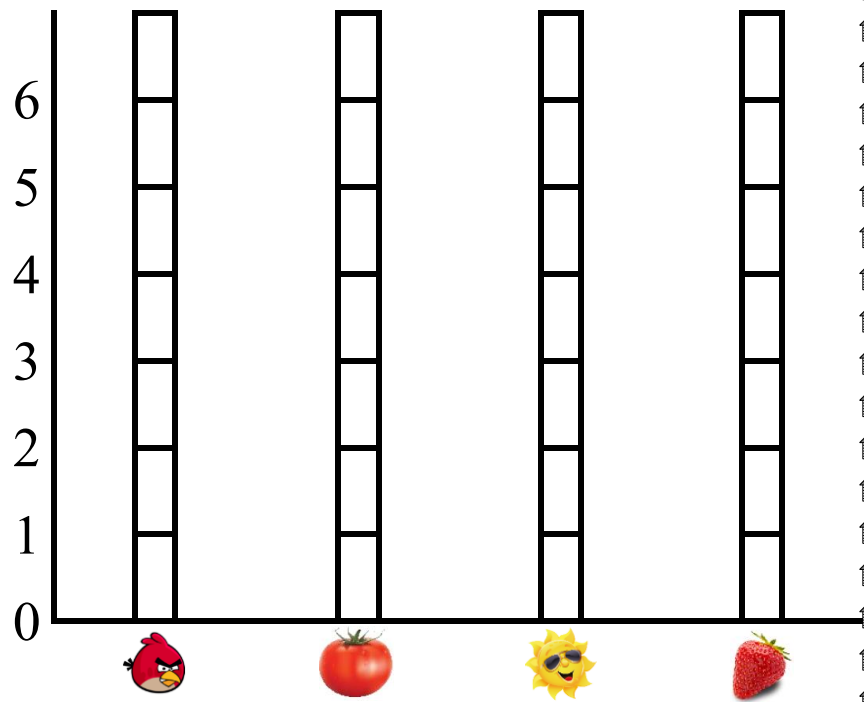
[3] Color the graph:

Preferred subject	Number
Math	4
Arabic	6
English	5
Computer	4



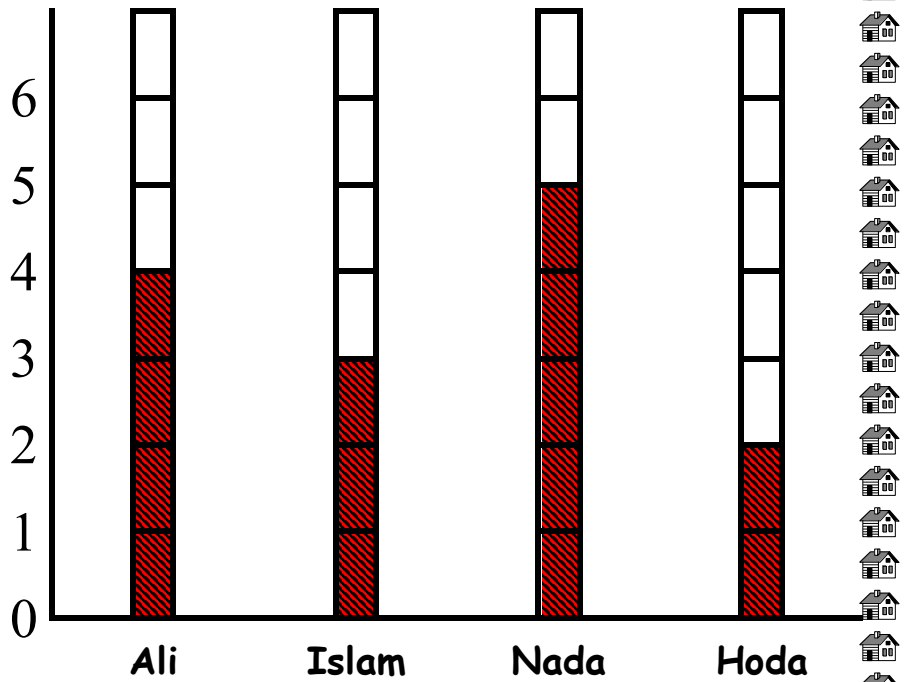
[4] Color the graph:

Preferred subject	Number
	5
	3
	4
	6



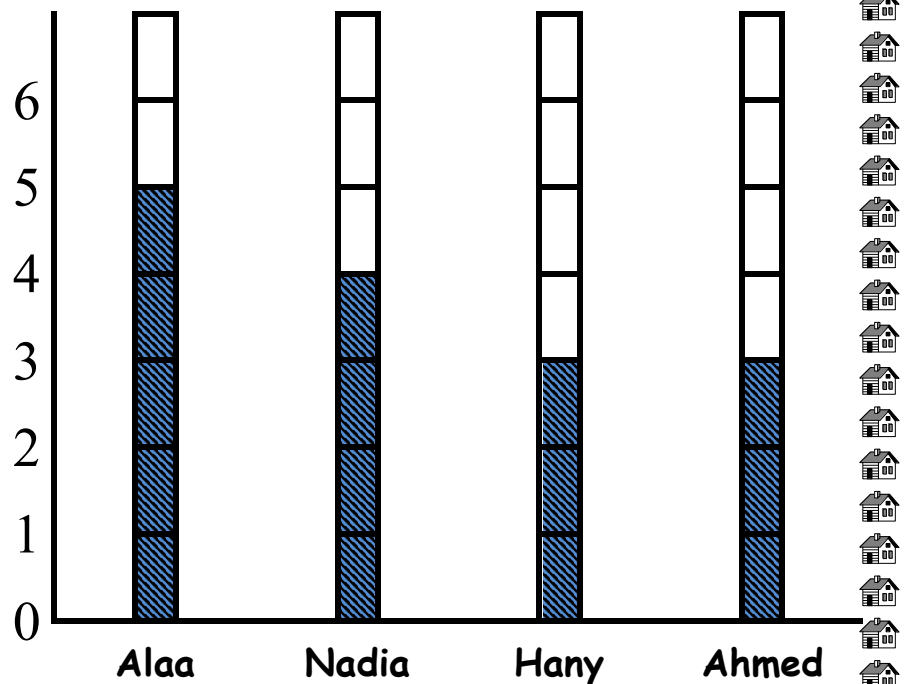
[5] Complete the following table:

Name	Money
Ali
Islam
Nada
Hoda

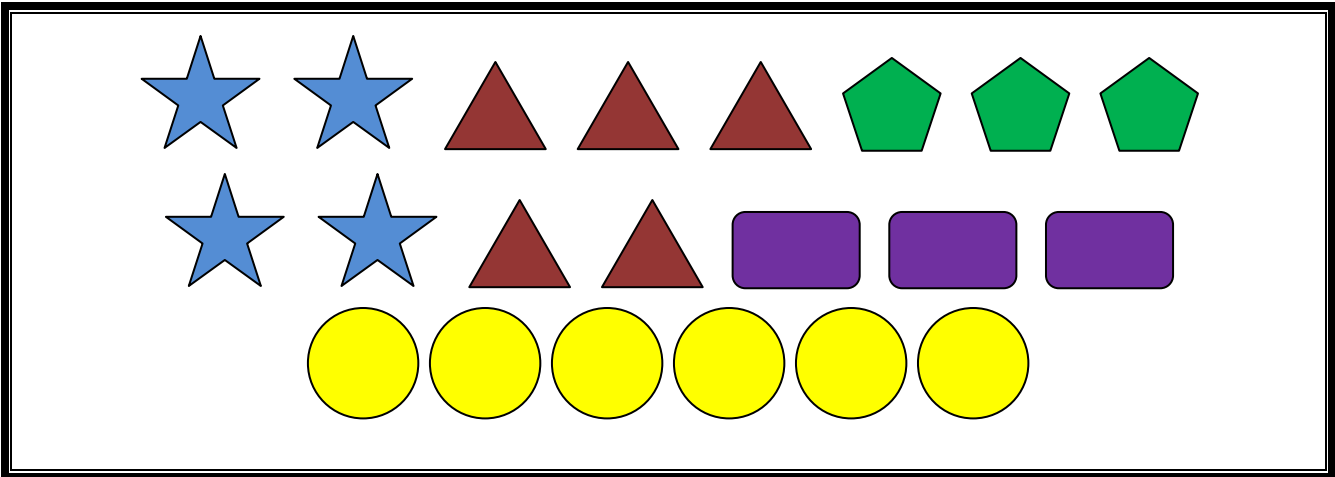


[6] Complete the following table:


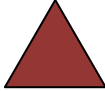



Name	Money
Alaa
Nadia
Hany
Ahmed



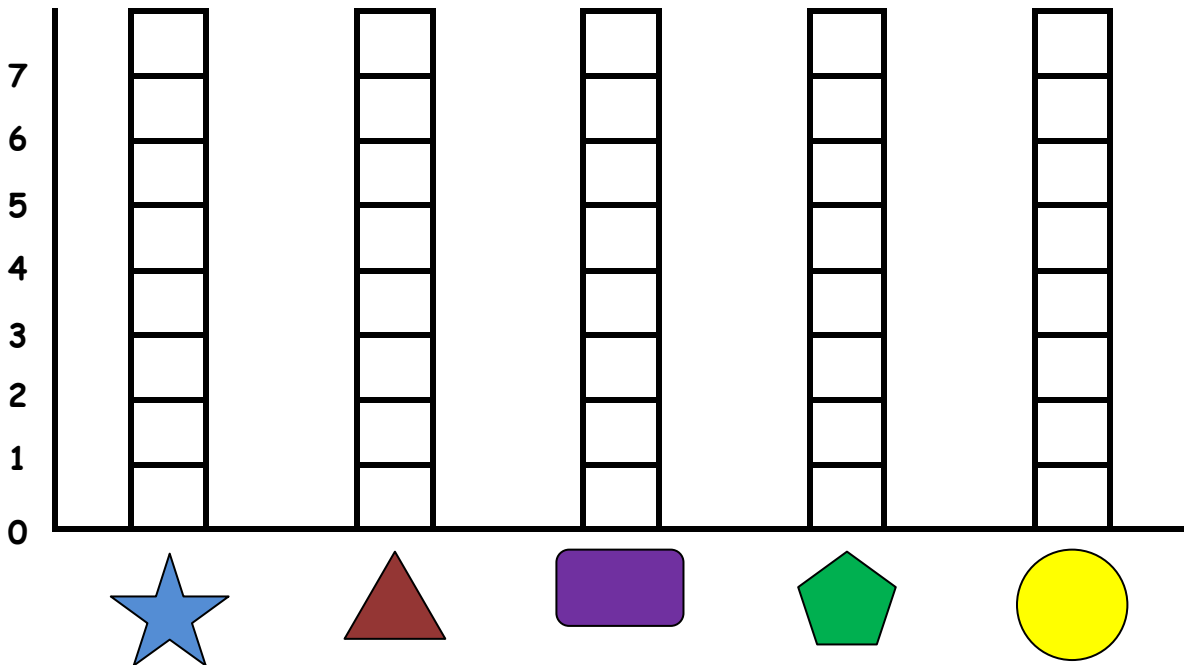
[7] Count the shapes then answer the questions:



Complete the following table:

Shape					
Number					

Represent the previous table graphically:



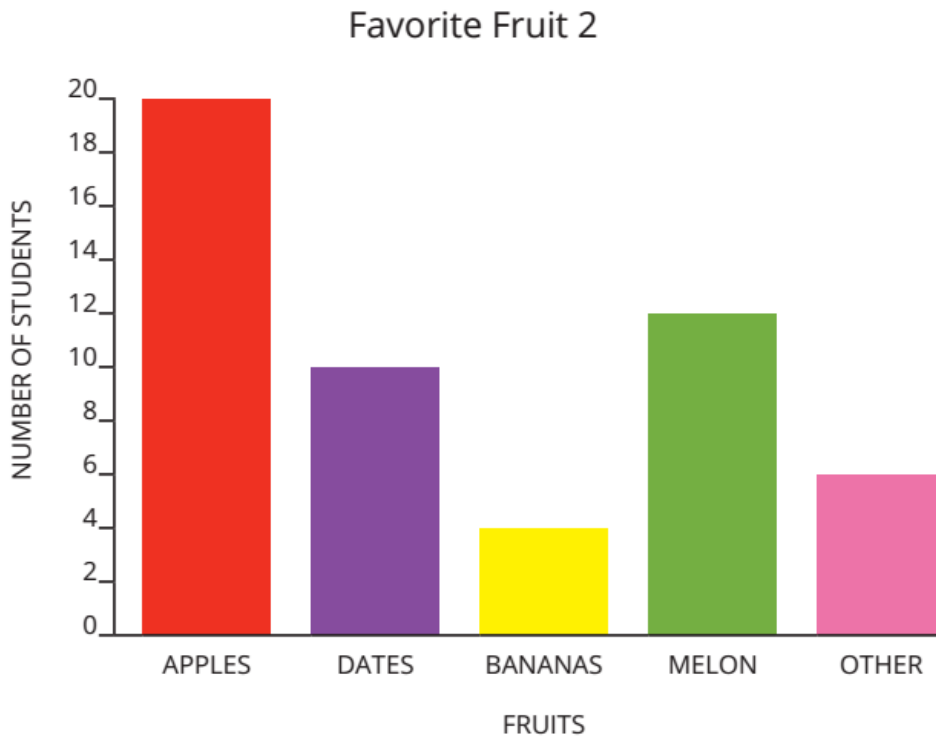
[8] Notice, and then answer the questions:

Favorite Fruit



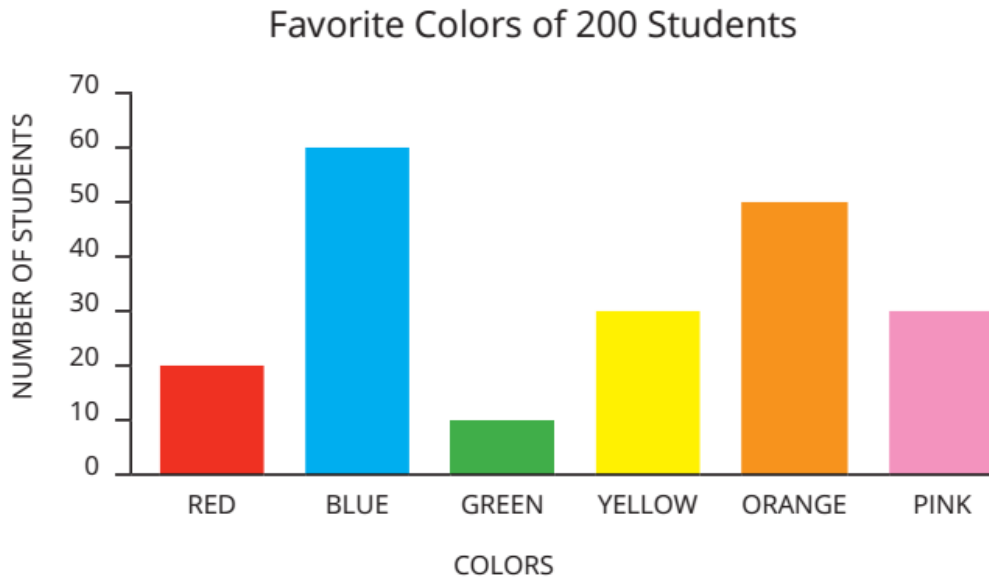
1. How many more people liked strawberries than pears? _____
2. How many people all together liked kiwis, apples, and oranges? _____
3. How many more people liked strawberries than oranges? _____
4. How many people in all liked apples, bananas, and pears? _____
5. How many people in total shared which fruit they liked best? _____

[9] Notice, and then answer the questions:




1. How many students liked apples best? _____
2. How many students liked dates best? _____
3. Which fruit is liked the least? _____
4. Which two fruits did people like the best? _____
5. How many people liked some other kind of fruit that was not listed? _____
6. How many more students liked apples than dates? _____





[10] Notice, and then answer the questions:

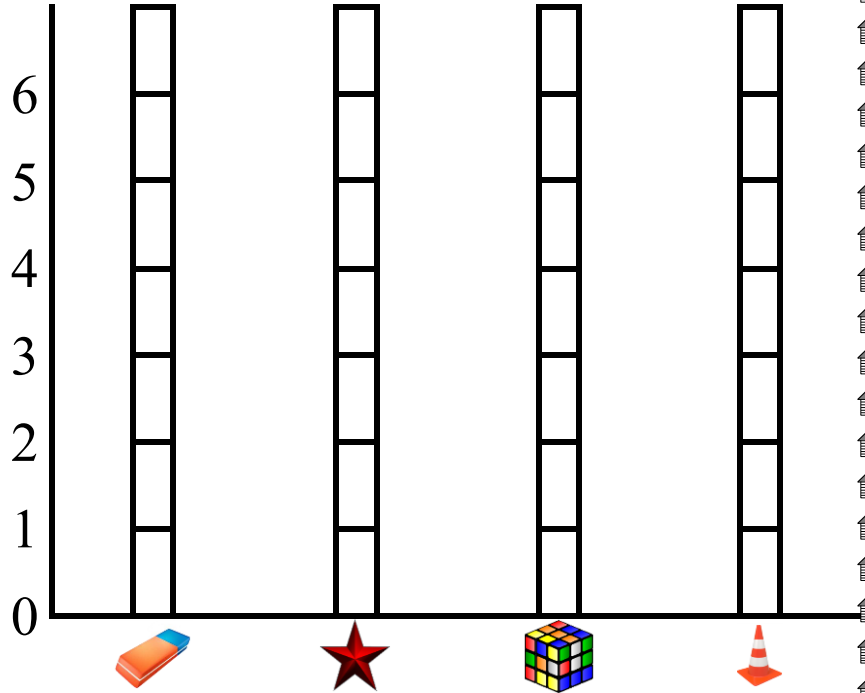


1. How many people liked red best? _____
2. How many people liked blue best? _____
3. How many people liked green best? _____
4. How many people liked yellow best? _____
5. How many people liked orange best? _____
6. How many people liked pink best? _____
7. How many people liked pink and blue (pink + blue)? _____
8. How many more people liked yellow than green (yellow - green)? _____
9. How many people liked red and blue (red + blue)? _____
10. How many more people liked blue than orange (blue - orange)? _____











[11] Notice, and then answer the questions:



Preferred subject	Number












Complete using (<), (>) or (=):

- No. of  No. of 
- No. of  No. of 
- No. of  No. of 
- No. of  No. of 
- No. of  No. of 

[12] Notice, and then answer the questions:


Directions: Look at the Pick A Flower pictograph and then answer the questions below.

Pick a Flower

MONDAY	
TUESDAY	
WEDNESDAY	
THURSDAY	
FRIDAY	

KEY

 = 1 flower

 = 2 flowers


- How many flowers were picked on Monday? _____
- How many flowers were picked on Thursday? _____
- Did any two days have the same number of flowers picked? _____
- How many flowers were picked on Monday and Tuesday? _____
- Which day had the least number of flowers picked? _____
- Which day had the most number of flowers picked? _____
- How many more flowers were picked on Thursday than Wednesday? _____
- How many flowers were picked on Monday, Tuesday, and Wednesday? _____

[13] Answer the questions:

Directions: Use the data from the Pick a Flower Pictograph to create a bar graph.


Graph elements:

- Title
- Scale
- Horizontal label
- Categories labeled
- Vertical label
- Colorful bars



[14] Group work: Each pupil identifies that if he has sisters, brothers, both or no siblings.

Siblings in Our Family



Sheet (3)

[1] Write your answer in the blanks:



$1 + 1 = \underline{\quad}$




$6 + 6 = \underline{\quad}$



$2 + 2 = \underline{\quad}$



$7 + 7 = \underline{\quad}$




$3 + 3 = \underline{\quad}$



$8 + 8 = \underline{\quad}$



$4 + 4 = \underline{\quad}$



$9 + 9 = \underline{\quad}$



$5 + 5 = \underline{\quad}$



$10 + 10 = \underline{\quad}$

Directions: Use the Doubles mental math strategy to solve.

$1 + 2 = \underline{\quad}$

$3 + 3 = \underline{\quad}$

$3 + 4 = \underline{\quad}$

$4 + 4 = \underline{\quad}$

$5 + 6 = \underline{\quad}$

$7 + 7 = \underline{\quad}$

$7 + 8 = \underline{\quad}$

$8 + 8 = \underline{\quad}$

$10 + 10 = \underline{\quad}$

[2] Use the number chart to find the results:

91	92	93	94	95	96	97	98	99	100
81	82	83	84	85	86	87	88	89	90
71	72	73	74	75	76	77	78	79	80
61	62	63	64	65	66	67	68	69	70
51	52	53	54	55	56	57	58	59	60
41	42	43	44	45	46	47	48	49	50
31	32	33	34	35	36	37	38	39	40
21	22	23	24	25	26	27	28	29	30
11	12	13	14	15	16	17	18	19	20
1	2	3	4	5	6	7	8	9	10

$$23 + 34 = \dots\dots\dots$$

$$12 + 24 = \dots\dots\dots$$

$$32 + 25 = \dots\dots\dots$$

$$45 + 33 = \dots\dots\dots$$

$$37 + 44 = \dots\dots\dots$$

$$78 - 35 = \dots\dots\dots$$

$$98 - 45 = \dots\dots\dots$$

$$65 - 31 = \dots\dots\dots$$

$$79 - 54 = \dots\dots\dots$$

$$21 + 36 = \dots\dots\dots$$

$$23 + 62 = \dots\dots\dots$$

$$37 + 21 = \dots\dots\dots$$

$$72 + 13 = \dots\dots\dots$$

$$78 - 13 = \dots\dots\dots$$

$$85 - 63 = \dots\dots\dots$$

$$67 - 24 = \dots\dots\dots$$

$$24 - 10 = \dots\dots\dots$$

$$54 - 32 = \dots\dots\dots$$

[3] Complete the blanks to get 10:

1 +		= 10
2 +		= 10
3 +		= 10
4 +		= 10
5 +		= 10

6 +		= 10
7 +		= 10
8 +		= 10
9 +		= 10
10 +		= 10

[4] Complete:

$0 + \square = 10$

$1 + \square = 10$

$2 + \square = 10$

$2 + \square = 10$

$\square + 0 = 10$

$\square + 4 = 10$

$3 + \square = 10$

$\square + 10 = 10$

$8 + \square = 10$

$\square + 2 = 10$

$4 + \square = 10$

$6 + \square = 10$

$\square + 3 = 10$

$5 + \square = 10$

$7 + \square = 10$

$\square + 6 = 10$

$8 + \square = 10$

$9 + \square = 10$

[5] Join to have a sum of 10:

① ③ ⑥ ⑤ ⑦ ⑧

⑦ ⑨ ⑤ ② ④ ⑩

[6] Circle the two numbers whose sum is 10:

2 5 8 3

9 5 6 5

3 2 7 1

7 4 6 5

3 2 8 1

7 4 3 5

1 5 6 9

2 0 7 10

[7] Complete:

$$3 + 1 + 6 = \dots$$

$$2 + 7 + 1 = \dots$$

$$1 + 2 + 7 = \dots$$

$$6 + 1 + \dots = 10$$

$$6 + 2 + 2 = \dots$$

$$5 + 1 + \dots = 10$$

$$3 + 4 + 3 = \dots$$

$$5 + 5 + \dots = 10$$

[8]

Directions: Use the Making Tens mental math strategy to solve these problems.

1.	$5 + 6$	$5 + \text{————} = 10$	So, $5 + 6 = \text{————}$
2.	$7 + 4$	$7 + \text{————} = 10$	So, $7 + 4 = \text{————}$
3.	$8 + 5$	$8 + \text{————} = 10$	So, $8 + 5 = \text{————}$
4.	$13 - 3$	$13 - \text{————} = 10$	So, $13 - 3 = \text{————}$
5.	$12 - 5$	$12 - \text{————} = 10$	So, $12 - 5 = \text{————}$
6.	$18 - 9$	$18 - \text{————} = 10$	So, $18 - 9 = \text{————}$

[9] Story problems on addition:

1. Raja counted 7 ants crawling on the sidewalk. Then he found 3 more ants crawling. How many ants did Raja see in all?

$$\underline{\hspace{2cm}} + \underline{\hspace{2cm}} = \underline{\hspace{2cm}}$$

2. Miryam saw 8 birds flying in the sky. She also saw 4 birds sitting in a tree. How many birds did Miryam see in all?

$$\underline{\hspace{2cm}} + \underline{\hspace{2cm}} = \underline{\hspace{2cm}}$$

3. Mukhtar has 6 jelly beans in a jar. He has another 8 jelly beans in his pocket. How many jelly beans does Mukhtar have in all?

$$\underline{\hspace{2cm}} + \underline{\hspace{2cm}} = \underline{\hspace{2cm}}$$

4. Heba has 7 stickers. Her teacher gives her 9 more stickers. How many stickers does Heba have all together?

$$\underline{\hspace{2cm}} + \underline{\hspace{2cm}} = \underline{\hspace{2cm}}$$

[10] Story problems on subtraction:

1. Salma has 18 figs. She eats 10 figs. How many figs does Salma have left?

$$\underline{\hspace{2cm}} - \underline{\hspace{2cm}} = \underline{\hspace{2cm}}$$

2. Ahmed gathers 15 rocks at the beach. He tosses 6 rocks into the water. How many rocks does Ahmed have left?

$$\underline{\hspace{2cm}} - \underline{\hspace{2cm}} = \underline{\hspace{2cm}}$$

3. Mustafa has 16 candies. He ate 6 candies. How many candies does Mustafa have left?

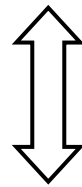

$$\underline{\hspace{2cm}} - \underline{\hspace{2cm}} = \underline{\hspace{2cm}}$$

4. Rashida bought 13 oranges. She gave 3 oranges to her father. How many oranges does she have now?

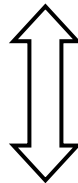
$$\underline{\hspace{2cm}} - \underline{\hspace{2cm}} = \underline{\hspace{2cm}}$$

Sheet (4)

Reading and writing numbers



10 ones = 1 ten



10 tens = 1 hundred

[1] Complete:

1. $750 = \square$ ones , \square tens and \square hundreds

2. $666 = \square$ ones , \square tens and \square hundreds

3. $837 = \square$ hundreds , \square tens and \square ones

4. $239 = \dots\dots$ hundreds, $\dots\dots$ tens and $\dots\dots$ ones

[2] Write in digits:

1. Five hundred and eighty-seven = \square

2. Six hundred and eleven = \square

3. Three hundred and seventy = \square

4. Nine hundred = \square

5. Seven hundred and sixty-seven = \square

6. One hundred and one = \square

7. Four hundred and eighty-eight = \square

[3] Choose the correct answer:

1. 3 hundreds , 2 tens and 7 ones = \square (723 , 327 , 273 , 372)

2. 4 hundreds , 8 tens and 3 ones = \square (438 , 384 , 843 , 483)

3. 3 hundreds and 6 tens = \square (36 , 306 , 360 , 630)

4. 5 ones and 7 tens = \square (750 , 705 , 75 , 57)

5. 6 hundreds , 4 ones and 2 tens = \square (642 , 246 , 624 , 426)

6. Five hundreds and 9 ones = (59 , 95 , 509 , 590)

7. Eight hundred and sixty = (68 , 860 , 806 , 608)

[4] Circle the correct digit as in the example:

1. Circle the hundreds. (4) 8 7

2. Circle the ones. 2 8 9

3. Circle the hundreds. 3 3 3

4. Circle the tens. 8 2 5

5. Circle the tens. 4 0 0

6. Circle the hundreds. 8 9 9

7. Circle the hundreds. 2 1 5

8. Circle the tens. 4 5 8

9. Circle the ones. 5 7 0

10. Circle the ones. 8 6 7

11. Circle the hundreds. 6 4 8

12. Circle the tens. 4 4 4

[5] Choose the correct answer:

- | | |
|----|--|
| 1. | The value of the digit 9 in the number 972 is <input type="text"/>
(900 or 9 or 90) |
| 2. | The value of the digit 6 in the number 265 is <input type="text"/>
(6 or 60 or 600) |
| 3. | The value of the digit 7 in the number 573 is <input type="text"/>
(7 or 70 or 700) |
| 4. | The value of the digit 0 in the number 401 is <input type="text"/>
(100 or 10 or 0) |
| 5. | The value of the digit 3 in the number 358 is <input type="text"/>
(3 or 30 or 300) |

[6] Complete:

- | | |
|-----|--|
| 1. | The place value of the digit 5 in the number 521 is <input type="text"/> |
| 2. | The place value of the digit 9 in the number 259 is <input type="text"/> |
| 3. | The place value of the digit 3 in the number 830 is <input type="text"/> |
| 4. | The place value of 4 in 409 is <input type="text"/> |
| 5. | The place value of <input type="text"/> in 923 is tens. |
| 6. | $200 + 70 + 9 =$ <input type="text"/> |
| 7. | $100 + 80 + 5 =$ <input type="text"/> |
| 8. | $400 + 20 + 0 =$ <input type="text"/> |
| 9. | $500 + 90 + 1 =$ <input type="text"/> |
| 10. | $600 + 30 + 2 =$ <input type="text"/> |

11.	$900 + 60 + 4 = \boxed{}$
12.	$300 + 50 + 2 = \boxed{}$
13.	$900 + 0 + 6 = \boxed{}$
14.	$400 + 40 + 4 = \boxed{}$
15.	$600 + 70 + 9 = \boxed{}$
16.	$800 + 8 + 10 = \boxed{}$
17.	$700 + 6 + 50 = \boxed{}$
18.	$896 = \boxed{} + 90 + 6$
19.	$576 = \boxed{} + 70 + \boxed{}$
20.	$986 = 900 + \boxed{} + \boxed{}$
21.	$460 = \boxed{} + \boxed{} + \boxed{}$
22.	$222 = \boxed{} + \boxed{} + \boxed{}$
23.	$607 = \boxed{} + \boxed{} + \boxed{}$
24.	$963 = \boxed{} + 60 + 3$
25.	$214 = 200 + 10 + \boxed{}$
26.	$479 = 400 + 70 + \boxed{}$
27.	$364 = \boxed{} + \boxed{} + \boxed{}$

[7] Circle the smaller number:

1.	432	342	2.	749	789
3.	505	550	4.	817	871
5.	102	99	6.	749	777
7.	404	444	8.	266	622

[8] Circle the greater number:

1.	365	265	2.	698	986
3.	256	265	4.	895	985
5.	535	355	6.	369	631
7.	53	140	8.	83	86

[9] Complete using (>), (<) or (=):

1.	437 ○ 457	2.	517 ○ 507
3.	546 ○ 654	4.	620 ○ 420
5.	625 ○ 628	6.	510 ○ 501
7.	725 ○ 725	8.	862 ○ 628
9.	770 ○ 777	10.	499 ○ 499

[10] Complete using (>), (<) or (=):

1.	$948 \bigcirc 900 + 48$
2.	$3 + 70 + 200 \bigcirc 273$
3.	$232 \bigcirc$ Two hundred and thirty-two
4.	$800 + 20 + 5 \bigcirc 800 + 50 + 2$
5.	$1 + 4 + 0 \bigcirc 140$
6.	$400 + 40 + 4 \bigcirc 400 + 44$
7.	Seven hundred and fourteen $\bigcirc 619$

[11] Arrange the following numbers:

1.	<p style="text-align: center;">514 , 473 , 540 and 437</p> <p>Ascending order : , , and</p> <p>Descending order : , , and</p>
2.	<p style="text-align: center;">698 , 986 , 896 and 689</p> <p>Ascending order : , , and</p> <p>Descending order : , , and</p>
3.	<p style="text-align: center;">987 , 978 , 897 and 798</p> <p>Ascending order : , , and</p> <p>Descending order : , , and</p>

[12] Complete:

- 1) The smallest 1-digit number is
- 2) The smallest 2-digit number is
- 3) The smallest 3-digit number is
- 4) The smallest different 3-digit number is
- 5) The greatest 1-digit number is
- 6) The greatest 2-digit number is
- 7) The greatest 3-digit number is
- 8) The greatest different 2-digit number is
- 9) The greatest different 3-digit number is
- 10) $500 + 60 + 3 = \dots\dots\dots$
- 11) 5 hundred, 2 tens, 3 ones =
- 12) $963 = 900 + \dots\dots\dots + 3$
- 13) The ones digit in the number 305 is
- 14) The place value of 4 in 430 is
- 15) Two hundred and sixty-seven =
- 16) Three hundred and twenty-four =
- 17) $500 + 200 = \dots\dots\dots$

[13] Complete in the same pattern:

1.	350 , 360 , <input type="text"/> , 380	2.	808 , 809 , <input type="text"/> , 811
3.	650 , <input type="text"/> , 850 , 950	4.	234 , 245 , <input type="text"/> , 267
5.	404 , <input type="text"/> , 606 , 707	6.	540 , 530 , <input type="text"/> , 510
7.	900 , 700 , <input type="text"/> , 300	8.	678 , 567 , <input type="text"/> , 345

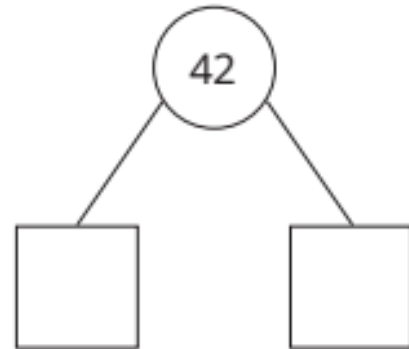
[14] Complete the table:

Number	Add 1	Add 10	Add 100
125			
326			
23			
45			
764			
245			
36			
73			

[15] Complete:

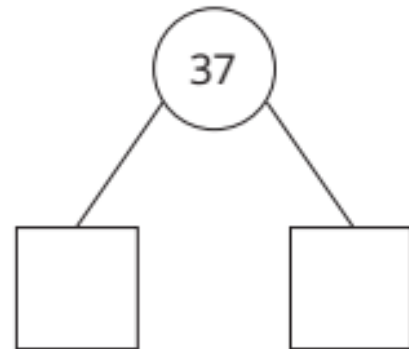
1.

Tens	Ones



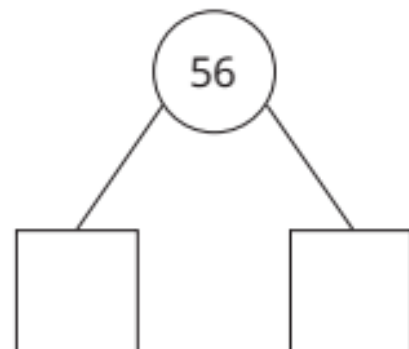
2.

Tens	Ones



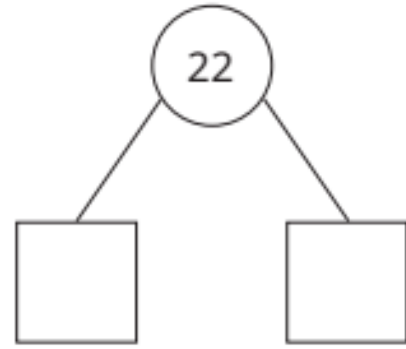
3.

Tens	Ones



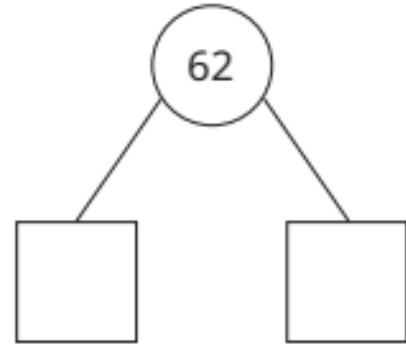
4.

Tens	Ones



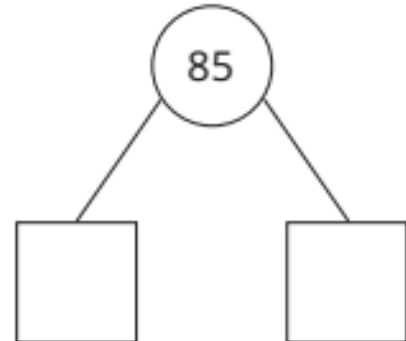
5.

Tens	Ones



6.

Tens	Ones



[16] Complete as the example:

Example: Hassan bought 23 chocolate cookies. He also bought 35 vanilla cookies. How many cookies does Hassan have in all?

23	+	35	=	58												
<table border="1" style="width: 100%; text-align: center;"> <tr><th style="padding: 2px;">Tens</th><th style="padding: 2px;">Ones</th></tr> <tr><td style="padding: 10px;"> </td><td style="padding: 10px;">■ ■ ■</td></tr> </table>	Tens	Ones		■ ■ ■		<table border="1" style="width: 100%; text-align: center;"> <tr><th style="padding: 2px;">Tens</th><th style="padding: 2px;">Ones</th></tr> <tr><td style="padding: 10px;"> </td><td style="padding: 10px;">■ ■ ■ ■ ■ ■</td></tr> </table>	Tens	Ones		■ ■ ■ ■ ■ ■		<table border="1" style="width: 100%; text-align: center;"> <tr><th style="padding: 2px;">Tens</th><th style="padding: 2px;">Ones</th></tr> <tr><td style="padding: 10px;"> </td><td style="padding: 10px;">■ ■ ■ ■ ■ ■ ■ ■</td></tr> </table>	Tens	Ones		■ ■ ■ ■ ■ ■ ■ ■
Tens	Ones															
	■ ■ ■															
Tens	Ones															
	■ ■ ■ ■ ■ ■															
Tens	Ones															
	■ ■ ■ ■ ■ ■ ■ ■															
23	+	35	=	58												
<table style="width: 100%; text-align: center;"> <tr><td style="width: 50%; border: 1px solid black; padding: 5px;">20</td><td style="width: 50%; border: 1px solid black; padding: 5px;">3</td></tr> </table>	20	3		<table style="width: 100%; text-align: center;"> <tr><td style="width: 50%; border: 1px solid black; padding: 5px;">30</td><td style="width: 50%; border: 1px solid black; padding: 5px;">5</td></tr> </table>	30	5		<table style="width: 100%; text-align: center;"> <tr><td style="width: 50%; border: 1px solid black; padding: 5px;">50</td><td style="width: 50%; border: 1px solid black; padding: 5px;">8</td></tr> </table>	50	8						
20	3															
30	5															
50	8															

1) Miryam found 68 seashells on the beach. Her sister found 21 seashells. How many seashells did they find in all?

	+		=													
<table border="1" style="width: 100%; text-align: center;"> <tr><th style="padding: 2px;">Tens</th><th style="padding: 2px;">Ones</th></tr> <tr><td style="height: 40px;"> </td><td> </td></tr> </table>	Tens	Ones				<table border="1" style="width: 100%; text-align: center;"> <tr><th style="padding: 2px;">Tens</th><th style="padding: 2px;">Ones</th></tr> <tr><td style="height: 40px;"> </td><td> </td></tr> </table>	Tens	Ones				<table border="1" style="width: 100%; text-align: center;"> <tr><th style="padding: 2px;">Tens</th><th style="padding: 2px;">Ones</th></tr> <tr><td style="height: 40px;"> </td><td> </td></tr> </table>	Tens	Ones		
Tens	Ones															
Tens	Ones															
Tens	Ones															
<table style="width: 100%; text-align: center;"> <tr><td style="width: 50%; border: 1px solid black; padding: 5px; height: 40px;"> </td><td style="width: 50%; border: 1px solid black; padding: 5px; height: 40px;"> </td></tr> </table>				<table style="width: 100%; text-align: center;"> <tr><td style="width: 50%; border: 1px solid black; padding: 5px; height: 40px;"> </td><td style="width: 50%; border: 1px solid black; padding: 5px; height: 40px;"> </td></tr> </table>				<table style="width: 100%; text-align: center;"> <tr><td style="width: 50%; border: 1px solid black; padding: 5px; height: 40px;"> </td><td style="width: 50%; border: 1px solid black; padding: 5px; height: 40px;"> </td></tr> </table>								

2) Aisha went on a bug hunt. She counted 62 ants and 26 crickets. How many bugs did she find in all?

+ =

Tens	Ones

Tens	Ones

Tens	Ones

<input type="text"/>	<input type="text"/>
----------------------	----------------------

+

<input type="text"/>	<input type="text"/>
----------------------	----------------------

=

<input type="text"/>	<input type="text"/>
----------------------	----------------------

3) Layla has a collection of stickers. She has 54 car stickers and 44 superhero stickers. How many stickers does Layla have all together?

+ =

Tens	Ones

Tens	Ones

Tens	Ones

<input type="text"/>	<input type="text"/>
----------------------	----------------------

+

<input type="text"/>	<input type="text"/>
----------------------	----------------------

=

<input type="text"/>	<input type="text"/>
----------------------	----------------------

Sheet (4)

[1] Add as the example:



Example :

$$\begin{array}{r} 752 \\ + 236 \\ \hline 988 \end{array}$$

$$\begin{array}{r} 123 \\ + 400 \\ \hline 523 \end{array}$$

$$\begin{array}{r} 127 \\ + 12 \\ \hline 139 \end{array}$$

(a)

$$\begin{array}{r} 245 \\ + 132 \\ \hline \dots\dots\dots \end{array}$$

(b)

$$\begin{array}{r} 105 \\ + 753 \\ \hline \dots\dots\dots \end{array}$$

(c)

$$\begin{array}{r} 426 \\ + 361 \\ \hline \dots\dots\dots \end{array}$$

(d)

$$\begin{array}{r} 820 \\ + 179 \\ \hline \dots\dots\dots \end{array}$$

(e)

$$\begin{array}{r} 532 \\ + 364 \\ \hline \dots\dots\dots \end{array}$$

(f)

$$\begin{array}{r} 601 \\ + 134 \\ \hline \dots\dots\dots \end{array}$$

(g)

$$\begin{array}{r} 456 \\ + 332 \\ \hline \dots\dots\dots \end{array}$$

(h)

$$\begin{array}{r} 825 \\ + 73 \\ \hline \dots\dots\dots \end{array}$$

(i)

$$\begin{array}{r} 724 \\ + 104 \\ \hline \dots\dots\dots \end{array}$$

(j)

$$\begin{array}{r} 325 \\ + 312 \\ \hline \dots\dots\dots \end{array}$$

(k)

$$\begin{array}{r} 354 \\ + 45 \\ \hline \dots\dots\dots \end{array}$$

(l)

$$\begin{array}{r} 541 \\ + 315 \\ \hline \dots\dots\dots \end{array}$$

(m)

$$\begin{array}{r} 678 \\ + 21 \\ \hline \dots\dots\dots \end{array}$$

(n)

$$\begin{array}{r} 33 \\ + 666 \\ \hline \dots\dots\dots \end{array}$$

(o)

$$\begin{array}{r} 103 \\ + 784 \\ \hline \dots\dots\dots \end{array}$$

(p)

$$\begin{array}{r} 207 \\ + 480 \\ \hline \dots\dots\dots \end{array}$$

[2] Add as the example:



Example :

$$167 + 432 = 599$$

The diagram shows the addition process with arrows and plus signs indicating the steps: 7 + 2 = 9, 6 + 3 = 9, and 1 + 4 = 5.



(a)

$642 + 153 =$

(b)

$481 + 505 =$

(c)

$420 + 338 =$

(d)

$300 + 204 =$

(e)

$412 + 381 =$

(f)

$216 + 472 =$

(g)

$827 + 32 =$

(h)

$612 + 330 =$

(i)

$786 + 203 =$

(j)

$165 + 523 =$

(k)

$500 + 306 =$

(l)

$208 + 601 =$

(m)

$38 + 411 =$

(n)

$182 + 16 =$

[3] Complete using (<), (>) or (=):

(a) $611 + 238$ ○ 849

(b) $314 + 462$ ○ 786

(c) $231 + 412$ ○ 787

(d) $342 + 127$ ○ 459

(e) $417 + 132$ ○ $321 + 328$

(f) $214 + 215$ ○ $323 + 106$

(g) $860 + 129$ ○ $287 + 702$

(h) $304 + 573$ ○ $283 + 615$

(i) $326 + 231$ ○ 5 hundreds, 7 tens and 5 units.

(j) $555 + 444$ ○ seven hundred and twenty-seven.

[4] Complete as the example:



Example :

$$\begin{array}{c} 9 + 6 \\ \swarrow \quad \searrow \\ = 9 + 1 + 5 \\ \swarrow \quad \searrow \\ = 10 + 5 = 15 \end{array}$$

$$\begin{array}{c} 57 + 4 \\ \swarrow \quad \searrow \\ = 57 + 3 + 1 \\ \swarrow \quad \searrow \\ = 60 + 1 = 61 \end{array}$$

(a)

$$\begin{array}{c} 7 + 8 \\ \swarrow \quad \searrow \\ = 7 + \dots + 5 \\ \swarrow \quad \searrow \\ = \dots + 5 = \dots \end{array}$$

(b)

$$\begin{array}{c} 7 + 6 \\ \swarrow \quad \searrow \\ = \dots + \dots + 3 \\ \swarrow \quad \searrow \\ = \dots + 3 = \dots \end{array}$$

(c)

$$\begin{array}{c} 89 + 3 \\ \swarrow \quad \searrow \\ = 89 + 1 + \dots \\ \swarrow \quad \searrow \\ = 90 + \dots = \dots \end{array}$$

(d)

$$\begin{array}{c} 9 + 77 \\ \swarrow \quad \searrow \\ = \dots + \dots + 77 \\ \swarrow \quad \searrow \\ = \dots + \dots = \dots \end{array}$$

[5] Add as the example:



Example :

$$\begin{array}{r} \textcircled{1} \\ 29 \\ + 3 \\ \hline 32 \end{array}$$

$$\begin{array}{r} \textcircled{1} \\ 29 \\ + 35 \\ \hline 64 \end{array}$$

$$\begin{array}{r} \textcircled{1} \\ 43 \\ + 27 \\ \hline 70 \end{array}$$

(a)

$$\begin{array}{r} 35 \\ + 9 \\ \hline \dots\dots\dots \end{array}$$

(b)

$$\begin{array}{r} 43 \\ + 8 \\ \hline \dots\dots\dots \end{array}$$

(c)

$$\begin{array}{r} 74 \\ + 7 \\ \hline \dots\dots\dots \end{array}$$

(d)

$$\begin{array}{r} 36 \\ + 7 \\ \hline \dots\dots\dots \end{array}$$

(e)

$$\begin{array}{r} 25 \\ + 9 \\ \hline \dots\dots\dots \end{array}$$

(f)

$$\begin{array}{r} 19 \\ + 9 \\ \hline \dots\dots\dots \end{array}$$

(g)

$$\begin{array}{r} 24 \\ + 58 \\ \hline \dots\dots\dots \end{array}$$

(h)

$$\begin{array}{r} 57 \\ + 13 \\ \hline \dots\dots\dots \end{array}$$

(i)

$$\begin{array}{r} 64 \\ + 19 \\ \hline \dots\dots\dots \end{array}$$

(j)

$$\begin{array}{r} 17 \\ + 77 \\ \hline \dots\dots\dots \end{array}$$

(k)

$$\begin{array}{r} 49 \\ + 48 \\ \hline \dots\dots\dots \end{array}$$

(l)

$$\begin{array}{r} 24 \\ + 56 \\ \hline \dots\dots\dots \end{array}$$

(m)

$$\begin{array}{r} 27 \\ + 35 \\ \hline \dots\dots\dots \end{array}$$

(n)

$$\begin{array}{r} 15 \\ + 26 \\ \hline \dots\dots\dots \end{array}$$

(o)

$$\begin{array}{r} 38 \\ + 16 \\ \hline \dots\dots\dots \end{array}$$

(p)

$$\begin{array}{r} 39 \\ + 42 \\ \hline \dots\dots\dots \end{array}$$

(q)

$$\begin{array}{r} 57 \\ + 26 \\ \hline \dots\dots\dots \end{array}$$

(r)

$$\begin{array}{r} 19 \\ + 49 \\ \hline \dots\dots\dots \end{array}$$

(s)

$$\begin{array}{r} 37 \\ + 48 \\ \hline \dots\dots\dots \end{array}$$

(t)

$$\begin{array}{r} 63 \\ + 19 \\ \hline \dots\dots\dots \end{array}$$

[6] Add as the example:



Example :

$$\begin{array}{r} \textcircled{1} \textcircled{1} \\ 677 \\ + 238 \\ \hline 915 \end{array}$$

$$\begin{array}{r} \textcircled{1} \\ 204 \\ + 589 \\ \hline 793 \end{array}$$

$$\begin{array}{r} \textcircled{1} \textcircled{1} \\ 396 \\ + 24 \\ \hline 420 \end{array}$$

(a)

$$\begin{array}{r} 376 \\ + 287 \\ \hline \dots\dots\dots \end{array}$$

(b)

$$\begin{array}{r} 339 \\ + 462 \\ \hline \dots\dots\dots \end{array}$$

(c)

$$\begin{array}{r} 358 \\ + 579 \\ \hline \dots\dots\dots \end{array}$$

(d)

$$\begin{array}{r} 391 \\ + 399 \\ \hline \dots\dots\dots \end{array}$$

(e)

$$\begin{array}{r} 148 \\ + 475 \\ \hline \dots\dots\dots \end{array}$$

(f)

$$\begin{array}{r} 297 \\ + 447 \\ \hline \dots\dots\dots \end{array}$$

(g)

$$\begin{array}{r} 166 \\ + 199 \\ \hline \dots\dots\dots \end{array}$$

(h)

$$\begin{array}{r} 455 \\ + 485 \\ \hline \dots\dots\dots \end{array}$$

(i)

$$\begin{array}{r} 638 \\ + 129 \\ \hline \dots\dots\dots \end{array}$$

(j)

$$\begin{array}{r} 484 \\ + 348 \\ \hline \dots\dots\dots \end{array}$$

(k)

$$\begin{array}{r} 437 \\ + 273 \\ \hline \dots\dots\dots \end{array}$$

(l)

$$\begin{array}{r} 287 \\ + 624 \\ \hline \dots\dots\dots \end{array}$$

(m)

$$\begin{array}{r} 299 \\ + 97 \\ \hline \dots\dots\dots \end{array}$$

(n)

$$\begin{array}{r} 544 \\ + 76 \\ \hline \dots\dots\dots \end{array}$$

(o)

$$\begin{array}{r} 53 \\ + 169 \\ \hline \dots\dots\dots \end{array}$$

(p)

$$\begin{array}{r} 307 \\ + 99 \\ \hline \dots\dots\dots \end{array}$$

(q)

$$\begin{array}{r} 65 \\ + 398 \\ \hline \dots\dots\dots \end{array}$$

(r)

$$\begin{array}{r} 706 \\ + 109 \\ \hline \dots\dots\dots \end{array}$$

(s)

$$\begin{array}{r} 483 \\ + 298 \\ \hline \dots\dots\dots \end{array}$$

(t)

$$\begin{array}{r} 374 \\ + 529 \\ \hline \dots\dots\dots \end{array}$$

[7] Real life problems:

a

Adel read 67 pages of a book in one day.

In the next day he read 24 pages.

How many pages did he read in the two days ?

What he read = + = pages.



b

A travel company has two buses.

There are 34 tourists in the first bus
and 58 tourists in the second.

How many tourists are there in the two buses ?

The number of tourists = + = tourists.




c

A farmer had 482 hens and 109 ducks.

How many hens and ducks
did he have all together ?

What he has = + = birds.



d

Ali has 627 new stamps, if he had 246 old stamps.

How many stamps are in Ali's collection now ?

What Ali has = + = stamps.



Sheet (5)

[1] Subtract as the example:



Example :

$$\begin{array}{r} 857 \\ - 432 \\ \hline 425 \end{array}$$

$$\begin{array}{r} 347 \\ - 237 \\ \hline 110 \end{array}$$

$$\begin{array}{r} 782 \\ - 751 \\ \hline 31 \end{array}$$

(a)

$$\begin{array}{r} 857 \\ - 532 \\ \hline \end{array}$$

.....

(b)

$$\begin{array}{r} 978 \\ - 725 \\ \hline \end{array}$$

.....

(c)

$$\begin{array}{r} 950 \\ - 850 \\ \hline \end{array}$$

.....

(d)

$$\begin{array}{r} 307 \\ - 203 \\ \hline \end{array}$$

.....

(e)

$$\begin{array}{r} 453 \\ - 432 \\ \hline \end{array}$$

.....

(f)

$$\begin{array}{r} 245 \\ - 213 \\ \hline \end{array}$$

.....

(g)

$$\begin{array}{r} 747 \\ - 315 \\ \hline \end{array}$$

.....

(h)

$$\begin{array}{r} 592 \\ - 471 \\ \hline \end{array}$$

.....

(i)

$$\begin{array}{r} 689 \\ - 357 \\ \hline \end{array}$$

.....

(j)

$$\begin{array}{r} 478 \\ - 145 \\ \hline \end{array}$$

.....

(k)

$$\begin{array}{r} 897 \\ - 387 \\ \hline \end{array}$$

.....

(l)

$$\begin{array}{r} 396 \\ - 125 \\ \hline \end{array}$$

.....

(m)

$$\begin{array}{r} 879 \\ - 238 \\ \hline \end{array}$$

.....

(n)

$$\begin{array}{r} 946 \\ - 45 \\ \hline \end{array}$$

.....

(o)

$$\begin{array}{r} 666 \\ - 24 \\ \hline \end{array}$$

.....

(p)

$$\begin{array}{r} 789 \\ - 23 \\ \hline \end{array}$$

.....

[2] Subtract as the example:



Example :

$$458 - 235 = 223$$

The diagram shows the subtraction process with arrows and minus signs indicating borrowing. An arrow goes from the 8 to the 5 in the tens place, and another arrow goes from the 5 in the tens place to the 2 in the hundreds place.

(a)

$563 - 140 =$

(b)

$977 - 445 =$

(c)

$799 - 498 =$

(d)

$897 - \text{zero} =$

(e)

$674 - \text{zero} =$

(f)

$999 - 736 =$

(g)

$515 - 315 =$

(h)

$648 - 317 =$

(i)

$804 - 603 =$

(j)

$687 - 345 =$

(k)

$716 - 504 =$

(l)

$396 - 145 =$

(m)

$749 - 124 =$

(n)

$867 - 865 =$

(o)

$777 - 26 =$

(p)

$354 - 23 =$

[3] Complete using (<), (>) or (=):



Example :

$$\begin{array}{c} \text{163} \\ \cdot 397 - 234 > 160 \end{array}$$

$$\begin{array}{c} \text{642} \\ \cdot 854 - 212 = 258 + 384 \end{array}$$

- (a) $870 - 230$ 640 (b) $390 - 280$ 100
- (c) $795 - 634$ 171 (d) $873 - 542$ 221
- (e) $369 - 245$ one hundred and thirty-four
- (f) $547 - 247$ 2 hundreds
- (g) $590 - 470$ $987 - 886$
- (h) $799 - 345$ $241 + 321$
- (i) $685 - 423$ $149 + 113$
- (j) $425 + 275$ $952 - 251$



[4] Complete as the example:



Example :

$$\begin{array}{r} \textcircled{8} \quad \textcircled{13} \\ \begin{array}{r} \cancel{9} \quad 3 \\ - \quad 7 \quad 9 \\ \hline 1 \quad 4 \end{array} \end{array}$$

$$\begin{array}{r} \textcircled{5} \quad \textcircled{12} \\ \begin{array}{r} \cancel{6} \quad \cancel{2} \\ - \quad 2 \quad 5 \\ \hline 3 \quad 7 \end{array} \end{array}$$

$$\begin{array}{r} \textcircled{1} \quad \textcircled{17} \\ \begin{array}{r} \cancel{2} \quad \cancel{7} \\ - \quad 1 \quad 8 \\ \hline 0 \quad 9 \end{array} \end{array}$$

$$\textcircled{a} \begin{array}{r} 6 \quad 4 \\ - \quad 3 \quad 8 \\ \hline \dots\dots\dots \end{array}$$

$$\textcircled{b} \begin{array}{r} 3 \quad 3 \\ - \quad 2 \quad 7 \\ \hline \dots\dots\dots \end{array}$$

$$\textcircled{c} \begin{array}{r} 8 \quad 5 \\ - \quad 4 \quad 9 \\ \hline \dots\dots\dots \end{array}$$

$$\textcircled{d} \begin{array}{r} 2 \quad 5 \\ - \quad 1 \quad 8 \\ \hline \dots\dots\dots \end{array}$$

$$\textcircled{e} \begin{array}{r} 4 \quad 3 \\ - \quad 2 \quad 9 \\ \hline \dots\dots\dots \end{array}$$

$$\textcircled{f} \begin{array}{r} 9 \quad 5 \\ - \quad 4 \quad 8 \\ \hline \dots\dots\dots \end{array}$$

$$\textcircled{g} \begin{array}{r} 3 \quad 2 \\ - \quad 1 \quad 7 \\ \hline \dots\dots\dots \end{array}$$

$$\textcircled{h} \begin{array}{r} 4 \quad 4 \\ - \quad 2 \quad 8 \\ \hline \dots\dots\dots \end{array}$$

$$\textcircled{i} \begin{array}{r} 6 \quad 2 \\ - \quad 2 \quad 6 \\ \hline \dots\dots\dots \end{array}$$

$$\textcircled{j} \begin{array}{r} 5 \quad 1 \\ - \quad 4 \quad 3 \\ \hline \dots\dots\dots \end{array}$$

$$\textcircled{k} \begin{array}{r} 2 \quad 4 \\ - \quad 1 \quad 5 \\ \hline \dots\dots\dots \end{array}$$

$$\textcircled{l} \begin{array}{r} 9 \quad 1 \\ - \quad 2 \quad 8 \\ \hline \dots\dots\dots \end{array}$$

$$\textcircled{m} \begin{array}{r} 7 \quad 5 \\ - \quad 5 \quad 6 \\ \hline \dots\dots\dots \end{array}$$

$$\textcircled{n} \begin{array}{r} 3 \quad 2 \\ - \quad 2 \quad 4 \\ \hline \dots\dots\dots \end{array}$$

$$\textcircled{o} \begin{array}{r} 9 \quad 0 \\ - \quad 6 \quad 1 \\ \hline \dots\dots\dots \end{array}$$

$$\textcircled{p} \begin{array}{r} 3 \quad 0 \\ - \quad 1 \quad 5 \\ \hline \dots\dots\dots \end{array}$$

$$\textcircled{q} \begin{array}{r} 9 \quad 5 \\ - \quad \quad 7 \\ \hline \dots\dots\dots \end{array}$$

$$\textcircled{r} \begin{array}{r} 3 \quad 6 \\ - \quad \quad 9 \\ \hline \dots\dots\dots \end{array}$$

$$\textcircled{s} \begin{array}{r} 4 \quad 8 \\ - \quad \quad 9 \\ \hline \dots\dots\dots \end{array}$$

$$\textcircled{t} \begin{array}{r} 5 \quad 6 \\ - \quad \quad 8 \\ \hline \dots\dots\dots \end{array}$$

[5] Subtract as the example:



Example :

$$\begin{array}{r} \overset{7}{6} \overset{15}{8} \overset{5}{5} \\ - 278 \\ \hline 407 \end{array}$$

$$\begin{array}{r} \overset{7}{8} \overset{14}{4} \overset{2}{2} \\ - 651 \\ \hline 191 \end{array}$$

$$\begin{array}{r} \overset{4}{5} \overset{11}{2} \overset{10}{0} \\ - 243 \\ \hline 277 \end{array}$$

(a)

$$\begin{array}{r} 954 \\ - 627 \\ \hline \dots\dots\dots \end{array}$$

(b)

$$\begin{array}{r} 775 \\ - 258 \\ \hline \dots\dots\dots \end{array}$$

(c)

$$\begin{array}{r} 410 \\ - 230 \\ \hline \dots\dots\dots \end{array}$$

(d)

$$\begin{array}{r} 777 \\ - 568 \\ \hline \dots\dots\dots \end{array}$$

(e)

$$\begin{array}{r} 496 \\ - 269 \\ \hline \dots\dots\dots \end{array}$$

(f)

$$\begin{array}{r} 310 \\ - 158 \\ \hline \dots\dots\dots \end{array}$$

(g)

$$\begin{array}{r} 657 \\ - 248 \\ \hline \dots\dots\dots \end{array}$$

(h)

$$\begin{array}{r} 264 \\ - 158 \\ \hline \dots\dots\dots \end{array}$$

(i)

$$\begin{array}{r} 202 \\ - 143 \\ \hline \dots\dots\dots \end{array}$$

(j)

$$\begin{array}{r} 419 \\ - 239 \\ \hline \dots\dots\dots \end{array}$$

(k)

$$\begin{array}{r} 532 \\ - 374 \\ \hline \dots\dots\dots \end{array}$$

(l)

$$\begin{array}{r} 641 \\ - 527 \\ \hline \dots\dots\dots \end{array}$$

(m)

$$\begin{array}{r} 600 \\ - 349 \\ \hline \dots\dots\dots \end{array}$$

(n)

$$\begin{array}{r} 412 \\ - 178 \\ \hline \dots\dots\dots \end{array}$$

(o)

$$\begin{array}{r} 605 \\ - 199 \\ \hline \dots\dots\dots \end{array}$$

(p)

$$\begin{array}{r} 615 \\ - 426 \\ \hline \dots\dots\dots \end{array}$$

(q)

$$\begin{array}{r} 917 \\ - 648 \\ \hline \dots\dots\dots \end{array}$$

(r)

$$\begin{array}{r} 803 \\ - 197 \\ \hline \dots\dots\dots \end{array}$$

[6] Real life problems:

a

The number of pupils in a school is 945
If the number of boys is 536
How many girls are there in this school?

The number of girls = - = girls.



b

In one of the governorates, some students
decided to plant 975 trees in their village
to improve the environment.
If they started by planting 247 trees.
How many trees are left ?

The remaining trees = - = trees.



c

A fruitseller has 562 kg. of apples.
He sold 345 kg. of them.
How many kilograms of apples are remained ?

The remaining apples = - = kg.



d

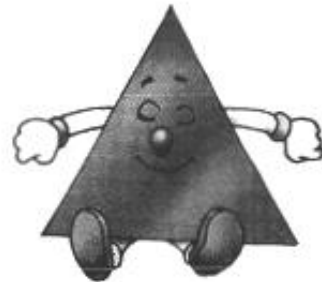





The number of visitors to a garden were 876
478 of them were children.
How many adults did visit this garden?

The number of adults = -
= persons.



Sheet (6)

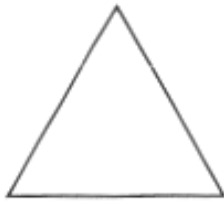
Polygons



Definition

The polygon is a closed figure formed from 3 line segments or more.

Examples for Polygons




3 line segments



3 line segments



4 line segments



4 line segments



5 line segments



5 line segments

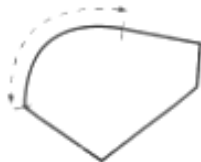


6 line segments



6 line segments

Note that :



Not a polygon
(has a curve)

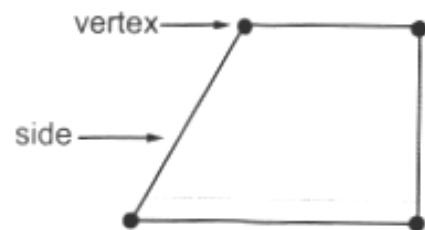


Not a polygon
(open, not closed)

Remark :


In any polygon :

- (1) The line segments that formed a polygon are called sides.
- (2) A point where the sides of a polygon intersect is called a vertex.

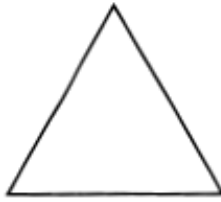


[1] Put (✓) under every polygon:

a



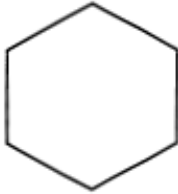
b



c



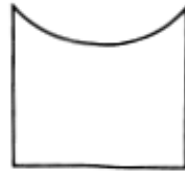
d



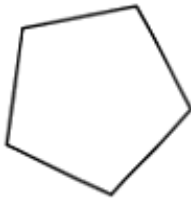
e



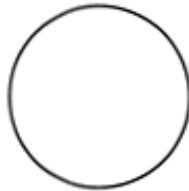
f



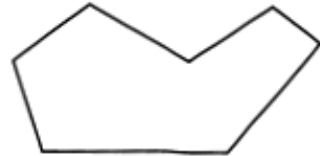
g



h



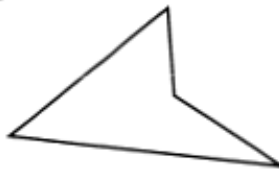
i



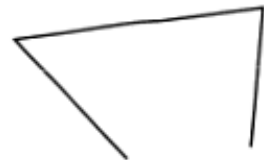
j



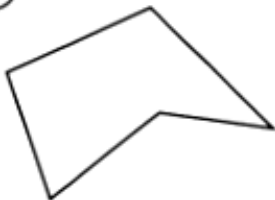
k



l



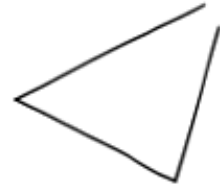
m



n




o



[2] Complete as the example:

a



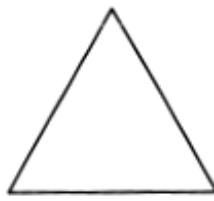
Number of sides :

4

Number of vertices :

4

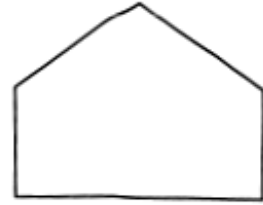
b



Number of sides :

Number of vertices :

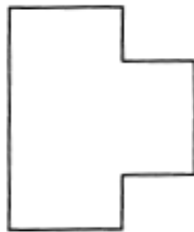
c



Number of sides :

Number of vertices :

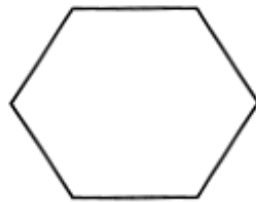
d



Number of sides :

Number of vertices :

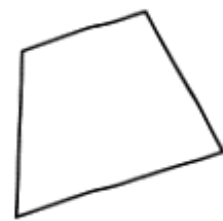
e



Number of sides :

Number of vertices :

f



Number of sides :

Number of vertices :

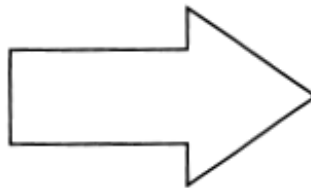
g



Number of sides :

Number of vertices :

h



Number of sides :

Number of vertices :








i




Number of sides :

Number of vertices :

[3] Complete the table:

Shape	Name	Attributes	
		Sides	Vertices
	Triangle		
	Square		
	Rectangle		
	Trapezoid		
	Rhombus		
	Pentagon		
	Hexagon		

[3] Notice then complete:




Attribute Sorting Rules

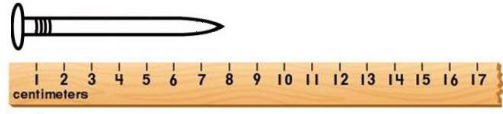
1. Color the shapes with 3 or fewer sides red.
2. Color the shapes with 4 sides and 4 vertices blue.
3. Color the shapes with more than 5 vertices green.
4. Circle the shapes that have 4 equal sides.
5. Cross out the shapes that have no straight sides or vertices.

Sheet (7)

[1] Complete:



About cm




About cm



About cm



About cm





.....




.....



.....




.....



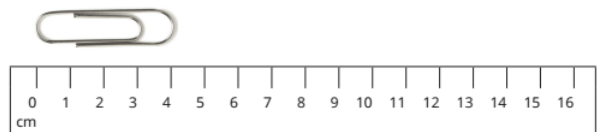
.....



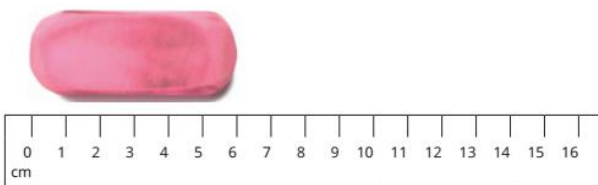
.....



Crayon:
_____ centimeters



Paper clip:
_____ centimeters

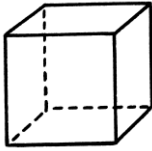
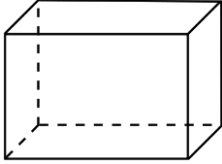
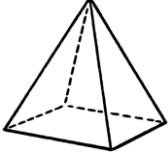




Pink eraser:
_____ centimeters







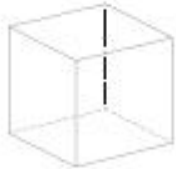

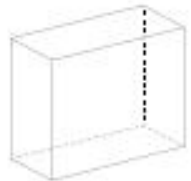



about _____ centimeters

Solids

Solid	Number of faces	Number of edges	Number of vertices
 Cube	6	12	8
 Rectangular prism	6	12	8
 Square pyramid	4 + 1 base	8	5
 Cylinder	2 bases	0	0
 Sphere	0	0	0

[1] Complete the table:

Name	Shape	Faces	Edges	Vertices
Square-based pyramid	 			
Cylinder	 			
Sphere	 			
Cube	 			
Rectangular prism	 			

Sheet (8)

Measuring the weight

We use the grams to measure the small mass such as:



We use the kilograms to measure the big mass such as:



[1] Circle the suitable unit:

1. grams (gm) or kilograms (kg)?



2. grams (gm) or kilograms (kg)?



3. grams (gm) or kilograms (kg)?



4. grams (gm) or kilograms (kg)?



5. grams (gm) or kilograms (kg)?



6. grams (gm) or kilograms (kg)?



7. grams (gm) or kilograms (kg)?



8. grams (gm) or kilograms (kg)?



[2] Put (✓) under the lighter:



()



()



()



()



()



()



()



()



()



()



()



()

[2] Put (✓) under the heavier:



()



()



()



()



()



()



()



()



()



()



()



()

[3] Arrange from lighter to heavier:



()



()




()



()



()



()



()



()



()



()



()



()

[4] Arrange from heavier to lighter:



()



()



()



()



()



()



()



()



()



()



()



()



()



()




()

[5] Circle the heavier:


a




b




c




d



e



f



g

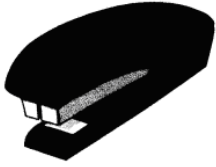


h



[6] Circle the lighter:


a




b




c




d



e



f



g

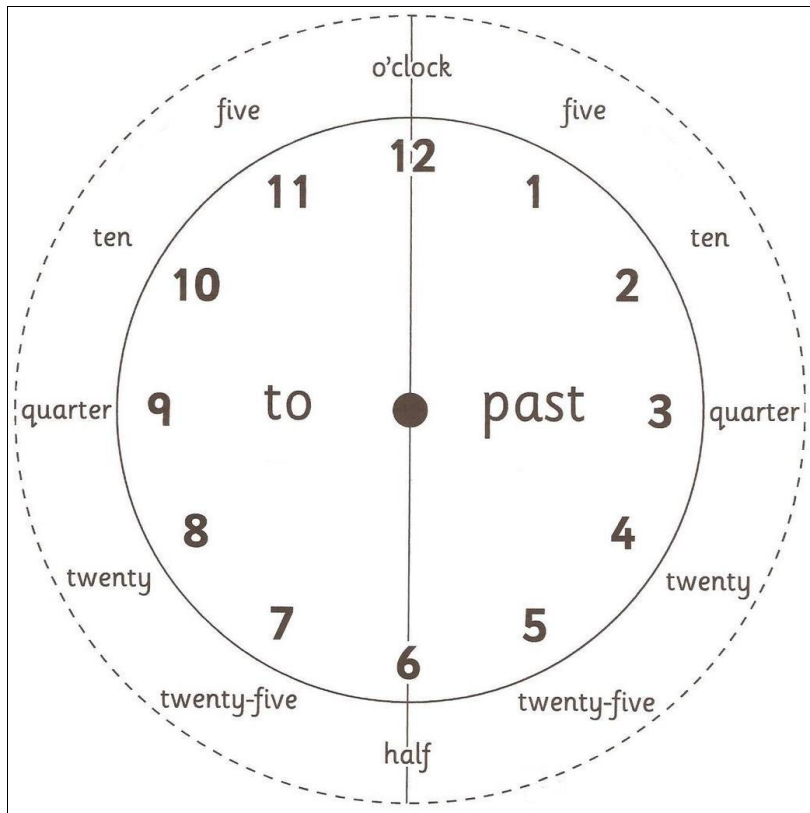
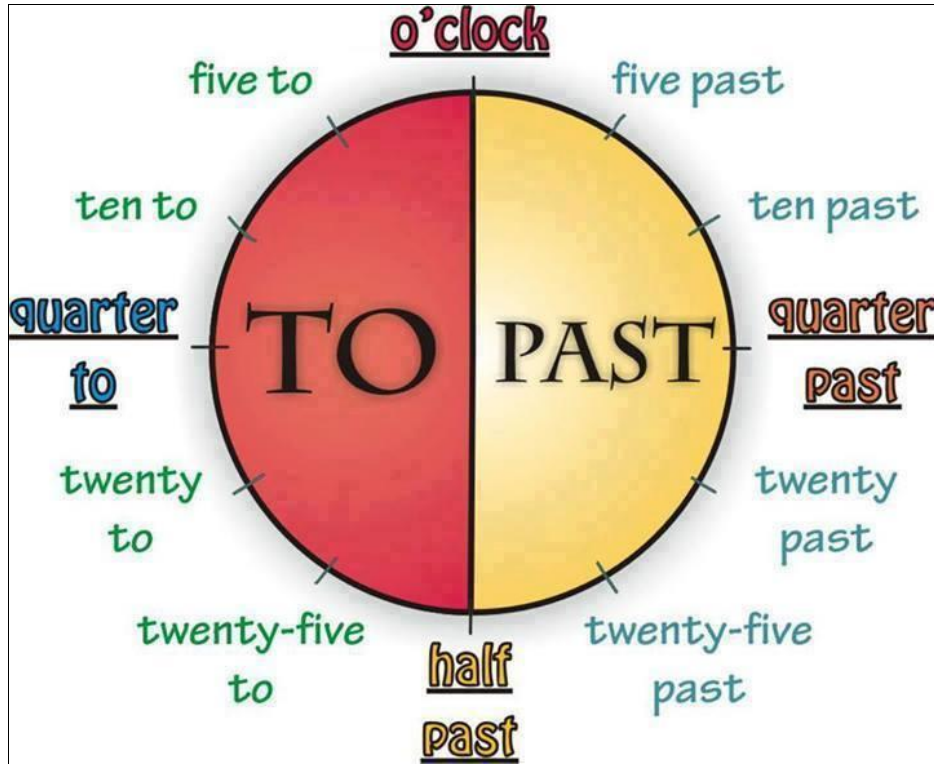


h



Sheet (9)

TELLING TIME



[1] What is the time?

(a)



.....
..... :

(b)



.....
..... :

(c)



.....
..... :

(d)



.....
..... :

(e)



.....
..... :

(f)




.....
..... :

(g)



.....
..... :

(h)



.....
..... :

(i)



.....
..... :

[2] What is the time?

a



.....
..... :

b



.....
..... :

c



.....
..... :

d



.....
..... :

e



.....
..... :

f



.....
..... :

g



.....
..... :

h



.....
..... :

i



.....
..... :

j



.....
..... :

k











.....
..... :

l



.....
..... :

[3] Circle the suitable time:

		<p>a.m.</p> <p>p.m.</p>
		<p>a.m.</p> <p>p.m.</p>
		<p>a.m.</p> <p>p.m.</p>
		<p>a.m.</p> <p>p.m.</p>

[4] Match:



Quarter to 1
12:45



Quarter past 3
3:15



Quarter to 5
4:45



Quarter past 7
7:15



Quarter past 2
2:15