

تم تحميل هذا الملف من موقع ملفات الكويت التعليمية



[com.kwedufiles.www//:https](https://www.kwedufiles.com)

*للحصول على أوراق عمل لجميع الصفوف وجميع المواد اضغط هنا

* للحصول على أوراق عمل لجميع مواد الصف الثاني اضغط هنا

<https://kwedufiles.com/2>

* للحصول على جميع أوراق الصف الثاني في مادة لغة انكليزية وجميع الفصول, اضغط هنا

<https://kwedufiles.com/2english>

* للحصول على أوراق عمل لجميع مواد الصف الثاني في مادة لغة انكليزية الخاصة بـ الفصل الثاني اضغط هنا

<https://www.kwedufiles.com/2english2>

* لتحميل كتب جميع المواد في جميع الفصول للـ الصف الثاني اضغط هنا

<https://www.kwedufiles.com/grade2>

[bot_kwlinks/me.t//:https](https://t.me/bot_kwlinks)

للحصول على جميع روابط الصفوف على تلغرام وفيسبوك من قنوات وصفحات: اضغط هنا

الروابط التالية هي روابط الصف الثاني على مواقع التواصل الاجتماعي

مجموعة الفيسبوك

صفحة الفيسبوك

مجموعة التلغرام

بوت التلغرام










قناة التلغرام

رياضيات على التلغرام

Unit 7 At school

Vocabulary

الكلمات

<u>vocabulary</u>	<u>Meaning</u>		<u>Vocabulary</u>	<u>Meaning</u>	
Science	علوم		thirty	ثلاثون	30
math	رياضيات		forty	أربعون	40
gym	صالة ألعاب		fifty	خمسون	50
brown	لون بني		sixty	ستون	60
book	كتاب		seventy	سبعون	70
P.E class	تربية بدنية		eighty	ثمانون	80
ten	عشرة	10	ninety	تسعون	90
twenty	عشرين	20	hundred	مئة	100
Calculator	آلة حاسبة		Subject	مادة	
Counting	عد		Favourite	مفضل	

الماضي البسيط
Past simple

- يستخدم للتعبير عن حدث بالماضي وانتهى ومن الكلمات الدالة عليه:
- (yesterday - last week - last month last year ... etc)

<u>Present</u>	<u>Past</u>
is	was
are	were
go	went
See	saw
buy	bought
play	Played
Paint	painted
do	did

<u>عند النفي</u>	عند النفي نستخدم (مصدر + didn't) I didn't paint a house.
<u>عند السؤال</u>	What did (you - they - we)? What did you do?

Ex: -

- Ali painted fish.
- Haya painted a house.
- I went to the supermarket last week.
- She went to the bakery last week.
- My father bought a bike for me yesterday.

Speech acts

قواعد التحدث

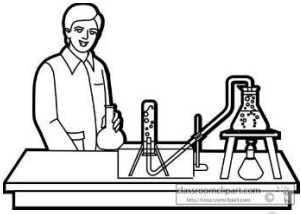
السؤال عن واعطاء معلومة: Asking for and giving information:



What did he paint?


He painted a house.

السؤال والاجابة عن معلومات حول المدرسة. Asking and answering questions about school.



Where can you learn science?

I can learn it at the science lab.



Where can you read books?

I can read it at the library.

Done by:
Teacher Dina Dawood

H.O.D
Safiya AL Koot

Principal:
Mahfoothah Al Jasmi

Counting by tens : العدد بالعشرات




10

20

30

40



50

60

70

80

90

100








That's how you count by tens!




TEN
TWENTY
THIRTY
FORTY
FIFTY
SIXTY
SEVENTY
EIGHTY
NINETY

phonics الصوتيات

/bl/	/br/
<p><u>Examples:</u></p>  <p>black</p>  <p>block</p> <p>blue</p>  <p>blind</p>	<p><u>Examples:</u></p>  <p>bread</p> <p>brown</p> <p>brother</p>  <p>break</p>
<p>I have a black block.</p>	<p>I eat brown bread.</p>


Name _____

bl like in 

black





phonics-teaching.com





Name _____

br like in 

broken

phonics-teaching.com

 blast off	 blocks	 blood	 blue
--	---	--	---

 broom	 bread	 bridge	 brown
--	--	---	--

EXERCISE

The word "EXERCISE" is written in large, colorful, bubbly letters. Each letter is integrated with a cartoon illustration of a child performing a different physical activity. The letters are: E (blue), X (green), E (yellow), R (pink), C (yellow), I (green), S (blue), and E (pink). The illustrations include a child on a pommel horse, a child on a pommel horse, a child on a pommel horse, a child on a pommel horse, a child on a pommel horse, a child on a pommel horse, a child on a pommel horse, and a child on a pommel horse. A large, faint watermark "Abd Al Wasil Qertas" is visible across the page.

Listening

Listen and Circle the correct word/phrase: - استمع وضع دائرة حول الاجابة الصحيحة

100 - 70 - 50

blue shirt - play tennis - P.E class

Reading

Group the following rhyming words or words with the same sounds

يضع الطالب الكلمات ذات الاصوات المتشابهة في مجموعة واحدة

brother - say - broom - blue - pay - black

1.

2.

1.

2.

1.

2.

Done by:
Teacher Dina Dawood


H.O.D
Safiya AL Koot

Principal:
Mahfoothah Al Jasmi

Fill in the spaces with the suitable words from the list:

science - counts - ten - books

1- Ali from 1 to 15.



2- I have Dinar.

10

3- I like subject.



4- She likes reading

B) Pictorial reading comprehension

Ahmad has a big house. It has five rooms. His favourite room is the living room. It is brown. His sister Amal has a pink room. Ahmad keeps his room tidy but Amal doesn't. Mum gives Ahmad a present.

Read and tick ✓ or ×:

1- Ahmad has a small house.

()

2- Amal has a pink room.

()

3- Amal and her mum go to the restaurant.

()

4- Mum gives Ahmad a present.

()



Writing

Re-order words to form sentences with proper punctuation marks:

1- favourite - ali's - subject - English - is
.....

2- got - he's - a calculator
.....

3- like - PE class - they
.....

4- painted - haya - A fish
.....

Grammar

Choose the correct word from a, b and c:

1- Ali likes

a- counting

b- counts

c- count

2- We have art class.

a- an

b- a

c- the

3- She a house yesterday.

a- paint

b- painted

c- paints

4- Ali cakes.

a- eat

b- eats

c- eating

5- let's go the bookshop.

a- on

b- to

c- at

6- Sara eats apple pie.


a- a

b- an

c- the

Complete the text / short story with the suitable word:

We play tennis at the
at the science lab every week.



every week. We also learn

