


المصنف الأول الابتدائي
ترم أول
2019



Sun & Moon

Prim 1 - first Term



By : Mr. Waleed El-Sharawy



The Alphabet Song

disc 1
02

Let's sing the alphabet, A B C.
Can you sing the alphabet from A to Z?



Aa



Bb



Cc



Dd



Ee



Ff



Gg



Hh



Ii



Jj



Kk



Ll



Mm



Nn



Oo



Pp



Qq



Rr



Ss



Tt



Uu



Vv



Ww



Xx



Yy



Zz



Now we know the alphabet, A B C.
We can sing the alphabet from A to Z.





قبل أن تعلم طفلك الكتابة لاحظ الآتي:

- ١- حروف اللغة الانجليزية لها شكلان أو نوعان Capital – Small ، معظم الكلمات تكتب small .
- ٢- الحروف تكتب بين أربع خطوط (خطان أساسيان – خطان وهميان علوي وسفلي).
- ٣- معظم حروف اللغة تكتب بين الخطيين الأساسيين ، ولكن هناك حروف تعلو وتهبط على الخطوط الوهمية.
- ٤- كل الحروف ال Capital لا تكتب على السطر الوهمي السفلي أبداً .

A A A

a a a

B B B

b b b

A A A

a a a

B B B

b b b

C C C

c c c

D D D

d d d

C C C

c c c

D D D

d d d

E E E

e e e

F F F


f f f

E E E

e e e

F F F

f f f



G G G G

g g g g

H H H H

h h h h

G G G G

g g g g

H H H H

h h h h

I I I I

i i i i

J J J J

j j j j

I I I I

i i i i

J J J J

j j j j

K K K K

k k k k

L L L L


l l l l

K K K K

k k k k

L L L L

l l l l



M M M M

m m m m

N N N N

n n n n

M M M M

m m m m

N N N N

n n n n

O O O O

o o o o

P P P P

p p p p

O O O O

o o o o

P P P P

p p p p

Q Q Q Q

q q q q

R R R R


r r r r

Q Q Q Q

q q q q

R R R R

r r r r



S S S S
s s s s

T T T T
t t t t

S S S S
s s s s

T T T T
t t t t

U U U U
u u u u

V V V V
v v v v

U U U U
u u u u




V V V V
v v v v

W W W W
w w w w

X X X X
x x x x

W W W W
w w w w


X X X X
x x x x



Now we know A, B, C
We can write and sing
the alphabet from A to Z.



Let's start.
CONNECT - Prim1
First term



Module (1) : About me


- ✓ Unit (1) : Hello!
- ✓ Unit (2) : My school bag
- ✓ Unit (3) : This is me
- ✓ Review (1)

Module (2) : My World

- ✓ Unit (4) : Let's play music
- ✓ Unit (5) : It's my birthday !
- ✓ Unit (6) : With my family
- ✓ Review (2)

Module (3) : The wider world

- ✓ Unit (7) : At home
- ✓ Unit (8) : At the pyramids
- ✓ Unit (9) : At the beach
- ✓ Review (3)



Let's talk.

Hello! I'm Hany.
مرحباً! أنا هاني.



Hi! I'm Hana.
أهلاً! أنا هنا.



He's Hany. She's Hana.
I'm Amira.
Good bye !

Language Notes ملاحظات لغوية

I أنا

am = 'm

He هو

She هي

It غير عاقل

is = 's


Adj. صفة

angry/thin/tall

noun. اسم

Youssef / Mona

- هذه العلامة (') تسمى **apostrophe** - وحرف e بأخرها ينطق
- أسماء الأشخاص يكتب أول حرف منها **Capital**.



Hello !


مرحباً

Hi !

أهلاً وسهلاً!

I'm Amira. أنا أميرة

Good bye! مع السلامة!



افتح كتابك

Open your book.

أغلق كتابك


Close your book.

تتصافح بالأيدي

shake hands

هيا نلعب !

Let's play.



Introduce yourself


Walid : Hello! What's your name?
مرحباً ! ما أسمك ؟

Mona : Hi ! I'm Miss Mona.
أهلاً ! أنا الاستاذة منى .

Walid : Nice to meet you.
مسرور بمقابلتك .

Mona : What's your name?
ما أسمك ؟

Walid : I'm Mr. Walid. Good bye.
أنا الأستاذ وليد . مع السلامة .




Your turn



What's your name?
ما أسمك ؟

My name is Hana.
أسمي هنا .





What's your name ?


ما أسمك ؟

Handwriting practice lines consisting of a solid red top line, a dashed grey middle line, and a solid red bottom line. There are four sets of these lines for writing the answer to the question.

I'm Mrs. Amina.
أنا الأستاذة أمينة.

I'm Mr. Walid.
أنا الأستاذ وليد.

Handwriting practice lines consisting of a solid red top line, a dashed grey middle line, and a solid red bottom line. There are four sets of these lines for writing the answer to the question.



Nice to meet you.

مسرور بمقابلتك.

Handwriting practice lines for the phrase 'Nice to meet you.' consisting of multiple sets of red top and bottom lines with a dashed midline.


أسمي آية.

My name is Aya.

مع السلامة / إلي اللقاء

Goodbye.

Handwriting practice lines for the phrases 'My name is Aya.' and 'Goodbye.' consisting of multiple sets of red top and bottom lines with a dashed midline, separated by a vertical line.



Letter "B/b"



boy



bear



bird



bus




bed



banana



book



bee




bag



brush



blue



ball



boy



bear



bird




bus




bed



banana



book



bee




bag



brush



blue



ball



هذا ولد .

This is a boy.

هذه حقيبة .


This is a bag.

هذا سريري .


This is my bed.

هذه فرشاتي !

This is my brush.



Let's talk.



Mona : What is this?

منى : ما هذه ؟

Ahmed : It's my bag. What is this?

أحمد : أنها حقيبتي. ما هذه ؟

Mona : It's my school bag.


منى : إنها حقيبتي المدرسية .



Vocabulary

school	مدرسة
It's	انه / انها
What ... ?	ما / ماذا .. ؟

bag	حقيبة / شنطة
this	هذا / هذه
my	ملكي



ما هذه ؟

What is this ?

Handwriting practice lines for the question 'What is this ?' consisting of four sets of three horizontal lines (top solid, middle dashed, bottom solid).

إنها حقيبتي المدرسية

It's my school bag.

Handwriting practice lines for the answer 'It's my school bag.' consisting of four sets of three horizontal lines (top solid, middle dashed, bottom solid).

ما هذه ؟

What is this ?

Handwriting practice lines for the question 'What is this ?' consisting of four sets of three horizontal lines (top solid, middle dashed, bottom solid).

إنها حقيبة

It's a bag.

Handwriting practice lines for the answer 'It's a bag.' consisting of four sets of three horizontal lines (top solid, middle dashed, bottom solid).




New Vocabulary

school	مدرسة	bag	حقيبة / شنطة
pen	قلم حبر	pencil	قلم رصاص
ruler	مسطرة	pencil case	مقلمة
book	كتاب	sharpener	براية
notebook	كراسة	eraser	ممحاة
board	سبورة	chalk	طباشير
crayon	قلم ألوان	marker	قلم سبورة



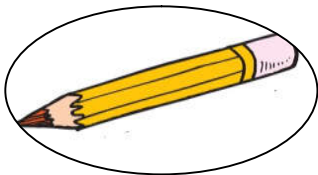
Let's check




- What is this ? ✎ It's a



- What is this ? ✎



- What is this ? ✎



مدرسة

school

حقيبة

bag

قلم حبر

pen

قلم رصاص

pencil

مسطرة

ruler

براية


sharpener

كتاب

book

سبورة

board



ممحاة / أستيكة

eraser

مقلمة

pencil case

كراسة

notebook

قلم ألوان


crayon

طباشير

chalk

قلم سبورة

marker



ما هذه؟

What is this ?

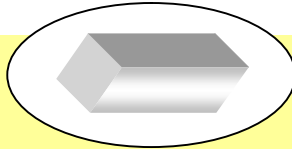


إنها براية

It's **a** sharpener.


ما هذه؟

What is this ?




إنها استيكة / ممحاة

It's **an** eraser.



Numbers



واحد

1

one

أثنين

2

two

ثلاثة

3

three

أربعة

4

four

خمسة

5

five

ستة

6

six

سبعة

7

seven

ثمانية

8

eight

تسعة

9

nine

عشرة

10

ten



Let's count

A : How many pencils?

B : Two pencils.


A : How many erasers?

B : One eraser.

A : How many crayons?

B : Three crayons.





واحد

1

one

اثنين

2

two

ثلاثة

3

three

أربعة


4

four

خمسة

5

five



ستة

6

six

سبعة

7

seven

ثمانية

8

eight

تسعة


9

nine

عشرة

10

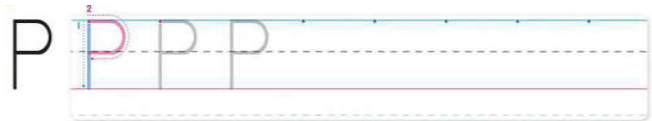

ten




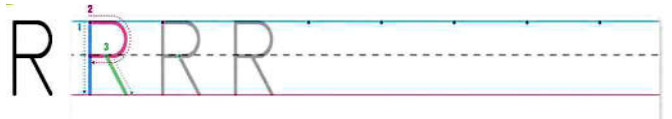

Phonics & Writing




"P" is a **pink** panda.
It doesn't touch the
line number 1.
It can jump to be
CAPITAL.



"R" is a **racing** rabbit.
It doesn't touch
the line number 4.
It **runs** fast.





قلم حبر

pen



ورقعة

paper



خوخة

peach



طيارة

plane



كلب صغير (جرو)

puppy



فشار

popcorn




دب الباندا

panda



هدية

present



يجري

run



أحمر

red



وردة

rose



مسطرة

ruler



أرز

rice



إنسان آلي

robot




أرنب

rabbit



سجادة

rug



ما هذا؟

What is this ?



إنه أرنب

It's a rabbit.


ما هذه؟

What is this ?



إنها هدية

It's a present.



Let's talk.



Youssef : Listen, Hany! Touch your nose.

أسمع يا هاني. ! ألمس أنفك .

Hany : This is my nose.

هذه أنفي.


Youssef : Well done, Hany.

أحسنت يا هاني.



Vocabulary

listen	اسمع	your	ملكك
touch	المس	my	ملكي
this is	هذا / هذه	well done	احسنت



أسمع يا هاني

Listen , Hany !

Handwriting practice lines for the 'Listen, Hany!' section. The area contains ten sets of horizontal lines, each consisting of a solid top line, a dashed middle line, and a solid bottom line, providing a guide for letter height and placement.

ألمس أنفك .

Touch your nose

Handwriting practice lines for the 'Touch your nose' section. The area contains ten sets of horizontal lines, each consisting of a solid top line, a dashed middle line, and a solid bottom line, providing a guide for letter height and placement.

هذه أنفي .


This is my nose.

Handwriting practice lines for the 'This is my nose' section. The area contains ten sets of horizontal lines, each consisting of a solid top line, a dashed middle line, and a solid bottom line, providing a guide for letter height and placement.

أحسننت يا هاني .

Well done, Hany.

Handwriting practice lines for the 'Well done, Hany' section. The area contains ten sets of horizontal lines, each consisting of a solid top line, a dashed middle line, and a solid bottom line, providing a guide for letter height and placement.



هذا أنا

This is me.

Handwriting practice lines for the sentence 'This is me.' consisting of multiple sets of red solid top and bottom lines with a dashed middle line.

هذا صديقي

This is my friend.

Handwriting practice lines for the sentence 'This is my friend.' consisting of multiple sets of red solid top and bottom lines with a dashed middle line.

هذه مدرستي .


This is my school.

Handwriting practice lines for the sentence 'This is my school.' consisting of multiple sets of red solid top and bottom lines with a dashed middle line.

هذه أمي .

This is my mother.

Handwriting practice lines for the sentence 'This is my mother.' consisting of multiple sets of red solid top and bottom lines with a dashed middle line.



New Vocabulary


face	وجه	body	جسم
nose	أنف	neck	رقبة
eye	عين	arm	ذراع
eyebrow	حاجب	hand	يد
ear	أذن	finger	اصبع اليد
tongue	لسان	leg	رجل
mouth	فم	knee	ركبة
tooth	سنه	foot	قدم
teeth	أسنان	feet	أقدام
hair	شعر	toe	اصبع القدم



This is my **hair**.
هذا شعري

This is my **neck**.
هذه رقبتي .





وجه
face

أنف
nose

عين
eye

حاجب
eyebrow

أذن
nose


شعر
hair

أسنان
teeth

سنه
tooth

فم
mouth

لسان
tongue



جسم

body

رقبة

neck

ذراع

arm

يد

hand

أصبع اليد

finger

رجل

leg

ركبة

knee

قدم

foot

أقدام

feet

أصبع القدم

toe



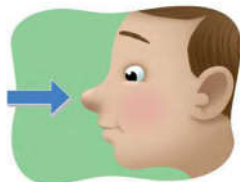
Phonics & Writing




"H" is a happy horse.
His neck always high.
It doesn't touch
the line number 4.
He is in hurry.



"N" is a noisy nut.
It doesn't touch
the line number 4.
She is nosy.





يد
hand



شعر
hair



قبعة / طقبة
hat



حصان
horse



دجاجة
hen



منزل
house




كوخ
hut



فرس النهر
hippo

Unit (3) This is me

المفرد الأول الابتدائي



أنف

nose



رقبة

neck



سوداني

nuts



شبكة

net



شخص مزعج

noisy



تسعة

nine



عش

nest



غفوة / قيلولة

nap



Let's be clean

1



wash my hands

أغسل يدي

2



wash my face

أغسل وجهي

3



comb my hair

أمشط شعري

4



wash the salad

أغسل السلطة

5



brush my teeth

أغسل أسناني بالفرشاة

6



clean your hands

نظف يديك

7



clean the table

ينظف المنضدة / الترابيزة

8



take the medicine


يأخذ الدواء

9




brush my hair

يسرح شعره بالفرشاة



Review (1)



Unit (1)

Conversation:

- ✂ Hello! / Hi !
- ✂ I'm Hana.
- ✂ I'm Miss Mona.
- ✂ What's your name?
- ✂ I'm Youssef.
- ✂ Goodbye!
- ✂ Let's play.
- ✂ Open your book.
- ✂ Close your book.

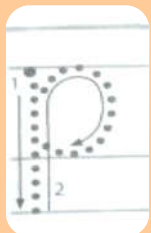
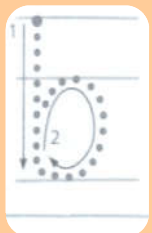
Vocabulary :

shake hands
play
Hello!
Goodbye!



Phonics :

- bee
- bag
- bus
- blue
- book



Unit (2)

Conversation:

- ✂ What is this ?
- ✂ This is a pencil.
- ✂ This is a pencil case.
- ✂ How many sharpeners?
- ✂ One sharpener.
- ✂ Count the balls !
- ✂ Sing 1,2,3.
- ✂ I'm a busy bee.

Vocabulary :

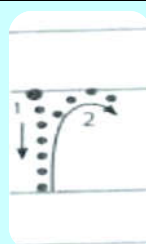
sharpener - pencil case
pencil - pen - bag
classroom - board
one- two - three - four - five
six - seven - eight
nine - ten

Phonics :

<u>Pp</u>	<u>Rr</u>
pencil	ruler
pen	red
pencil case	room
pink	rose
panda	run
puppy	rug
popcorn	rabbit

Pr

present



Unit (3)

Conversation:

- ✂ Listen, Hany!
- ✂ Touch your nose.
- ✂ This is my nose.
- ✂ Well done, Hany.
- ✂ I wash the salad.
- ✂ I brush my teeth.
- ✂ Let's be clean.

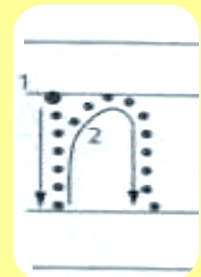
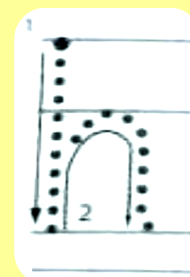
Vocabulary :

face
mouth
eye
ear
nose



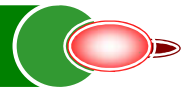
Phonics :

<u>Hh</u>	<u>Nn</u>
hand	nose
hat	nuts
hair	neck
house	nap
hen	net
hippo	nine
happy	nest
horse	noisy
hut	nosy






Count , write and color



1 2 3 4 5



1 2 3 4 5



1 2 3 4 5



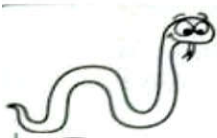
1 2 3 4 5




1 2 3 4 5

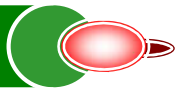


Trace and complete





Read and match :



- 1- pencil
- 2- ruler
- 3- bag
- 4- sharpener
- 5 - book
- 6- pen
- 7- pencil case




Look, complete and say :



b _ g

p _ n


pen _ il ca _ e



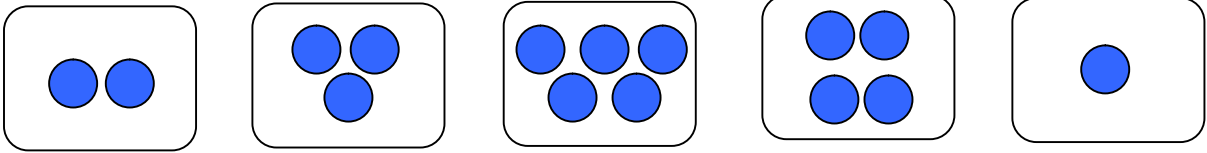
sha_pen_r

r _ ler


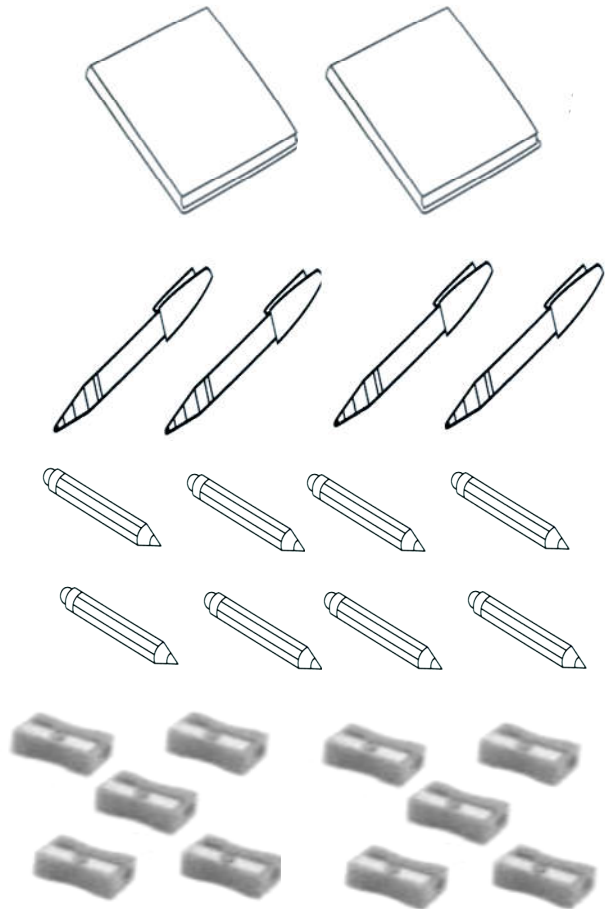
p _ nc _ l




Trace and match



Color, count and write





Look, complete and say



_ ose



mo _ th



e _ es



e _ rs



ha_r



n _ ck



fa _ e



h _ nds



Color and write




Handwriting practice lines (dotted top and bottom, solid red middle).



Handwriting practice lines (dotted top and bottom, solid red middle).



Trace, write and match



B B B B
b b b




H H H H
h h h



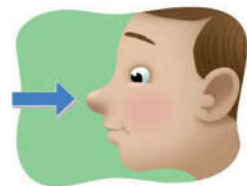
N N N N
n n n



R R R R
r r r



P P P P
p p p




Handwriting



Well done , Youssef .

Handwriting practice lines (dotted top and bottom, solid red middle)



Let's talk.



Youssef : I can play the flute.

أنا أستطيع أن ألعب على الناي .

Amira : I can play the piano.

انا أستطيع أن أعزف البيانو .

Hany : Let's play together.


هيا نلعب معاً .



Vocabulary

Let's	هيا
play	يلعب
music	موسيقى
together	معاً

flute	الناي
piano	بيانو
guitar	جيتار
I can	أنا أستطيع



هيا نلعب موسيقى .

Let's play music.

Handwriting practice lines for the sentence 'Let's play music.' consisting of multiple sets of three horizontal lines (top solid, middle dashed, bottom solid) with a vertical line on the right side.

هيا نلعب معاً .

Let's play together.

Handwriting practice lines for the sentence 'Let's play together.' consisting of multiple sets of three horizontal lines (top solid, middle dashed, bottom solid) with a vertical line on the right side.

أنا أستطيع أن أعزف على الناي .

I can play the flute.

Handwriting practice lines for the sentence 'I can play the flute.' consisting of multiple sets of three horizontal lines (top solid, middle dashed, bottom solid) with a vertical line on the right side.

أنا أستطيع أن ألعب الجيتار .

I can play the guitar.

Handwriting practice lines for the sentence 'I can play the guitar.' consisting of multiple sets of three horizontal lines (top solid, middle dashed, bottom solid) with a vertical line on the right side.



New Vocabulary

flute	الناي	tuba	آلة البوق
drum	طبله	drums	طبول
piano	آلة البيانو	harp	آلة القيثارة
guitar	آلة الجيتار	xylophone	الاكسيليفون
triangle	آلة (المثلث)	cymbals	الصاجات



I can play the cymbals.


أنا أستطيع أن أعزف على الصاجات.

He can play the drums.

هو يستطيع أن يلعب على الطبول.

She can play the xylophone.

هي تستطيع أن تعزف على الاكسيليفون.



أستطيع أن أعب على الطبله .

I can play the drum.

Handwriting practice lines for the sentence "I can play the drum." consisting of multiple sets of red top and bottom lines with a dashed middle line.

أستطيع أن أعزف على البوق .

I can play the tuba.

Handwriting practice lines for the sentence "I can play the tuba." consisting of multiple sets of red top and bottom lines with a dashed middle line.

هو يستطيع أن يعزف على الناي .

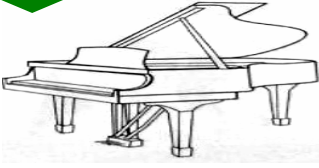
He can play the flute.

Handwriting practice lines for the sentence "He can play the flute." consisting of multiple sets of red top and bottom lines with a dashed middle line.

هي تستطيع أن تعزف على الجيتار .

She can play the guitar.

Handwriting practice lines for the sentence "She can play the guitar." consisting of multiple sets of red top and bottom lines with a dashed middle line.




البيانو
piano




الناي
flute



الطبله
drum



آلة (المثلث)
triangle



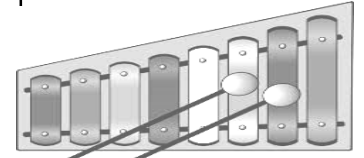
آلة الجيتار
guitar




آلة القيثارة
harp



آلة البوق
tuba




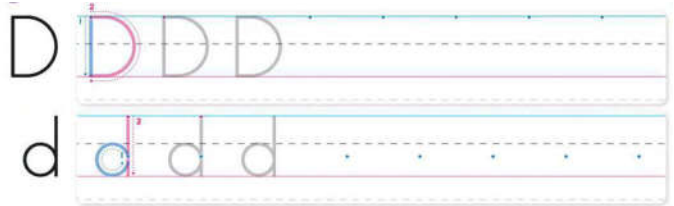


آلة الاكسيليفون
xylophone



Phonics & Writing




"D" is a **d**izzy **d**og.
It doesn't touch
the line number **4**.
It looks **l**eft and **r**ight.



"G" is a **g**iant **g**orilla.
It can touch
the line number **1**
to be **CAPITAL**.





كلب

dog



طبلية

drum




بطة

duck



دمية / عروسة

doll



مكتب

desk



أب

dad



يجفر

dig



نقطة

dot



آلة الجيتار

guitar



أخضر

green



بنت

girl



عنزة / معزة

goat



لعبة

game




لبان

gum




جوهرة

gem



غوريلا

gorilla



Our five senses

1

I can **hear** with my **ears**.

استطيع أن أسمع بأذني

2

I can **smell** with my **nose**.


استطيع أن أشم بأنفسي

3

I can **taste** with my **mouth**.

استطيع أن أتذوق بفمي

4

I can **see** with my **eyes**.

استطيع أن أرى بعيني

5

I can **touch** with my **hands**.

استطيع أن ألمس بيدي



Let's talk



Amira : How old are you, Hany?

كم عمرك، يا هاني؟

Hany : I'm six.

أنا ٦ سنوات.

Youssef : I'm six, too.

أنا ٦ سنوات، أيضاً.

Hana : I'm seven.


أنا عندي ٧ سنوات.



New Vocabulary

It's ..	أنه / إنها
my	ملكي
birthday	عيد ميلاد
How old	كم عمرك ..؟

I'm	أنا أكون
too	أيضاً
party	حفلة
you	أنت / أنتي / أنتم



أنه عيد ميلادي .

It's my birthday.

Handwriting practice lines for the sentence "It's my birthday." consisting of multiple sets of red top and bottom lines with a dashed middle line.

أنا عندي ٧ سنوات

I'm seven.

Handwriting practice lines for the sentence "I'm seven." consisting of multiple sets of red top and bottom lines with a dashed middle line.

كم عمرك ، يا هانا ؟


How old are you, Hana?

Handwriting practice lines for the question "How old are you, Hana?" consisting of multiple sets of red top and bottom lines with a dashed middle line.

أنا عندي ٧ سنوات ، أيضاً .


I'm seven , too.

Handwriting practice lines for the sentence "I'm seven , too." consisting of multiple sets of red top and bottom lines with a dashed middle line.



Let's sing ..!!

Sing 1, 2, 3 I'm a busy bee.
 four, five Let's dive.
 six, seven It's the heaven.
 eight, nine I'm fine.
 ten .. ! How many hens?



Numbers



واحد

1

one

أثنين

2

two

ثلاثة

3

three

أربعة

4

four

خمسة

5

five

ستة

6

six

سبعة

7

seven

ثمانية

8

eight

تسعة


9

nine

عشرة

10

ten



واحد

1

one

اثنين

2

two

ثلاثة

3

three

أربعة

4

four

خمسة

5

five

ستة

6

six

سبعة

7

seven

ثمانية

8

eight

تسعة


9

nine

عشرة

10



ten



Count, trace, and match:



Count, color, and write :

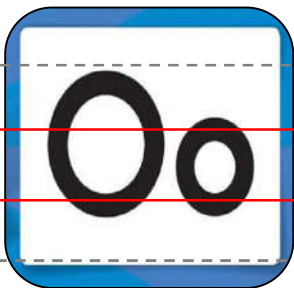

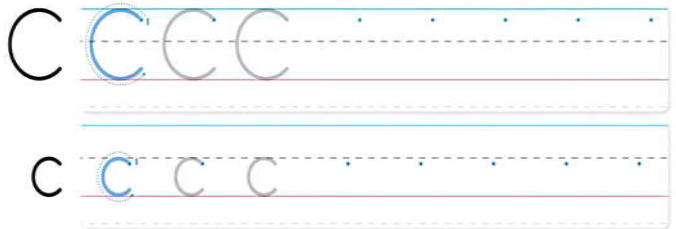





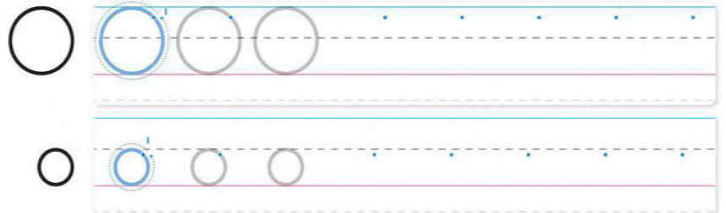
Phonics & Writing




"C" is a **cool** **cat**.
It doesn't touch
the line number **4**.



"O" is an **old** **ostrich**.
It doesn't touch
the line number **4**.
It's **Cool**.





قطعة

cat



تورته / كيك

cake



سيارة / عربية

car



بطاقة معايدة

card



شمعة

candle




فنجان

cup




حبوب الطعام

cereal



دائرة

circle



زيت
oil



برتقال
orange



زيتون
olives



ثور
ox



أخطبوط
octopus



كبير السن
old



نعامة
ostrich



What color is it?



red
أحمر



orange
برتقالي



blue
أزرق



black
أسود




green
أخضر



yellow
أصفر



pink
وردي / بمبي



brown
بني



white
أبيض



grey
رمادي



purple
بنفسجي



colors
ألوان


What color is it ?

مالونه ؟

It's yellow

أنه أصفر .





Look and colour:

g



r



b




p



Listen and color :





أحمر



red

برتقالي



orange

أزرق



blue

أسود



black

أخضر



green

أصفر



yellow

وردي / بمبي



pink

بني



brown

أبيض



white

رمادي



grey

بنفسجي




purple

ألوان



colors



ما لونه ؟

What color is it ?

Handwriting practice lines for the question 'What color is it ?'. The page contains ten sets of horizontal lines, each consisting of a solid top line, a dashed middle line, and a solid bottom line.

أنه أسود

- It's black .

Handwriting practice lines for the answer '- It's black .'. The page contains ten sets of horizontal lines, each consisting of a solid top line, a dashed middle line, and a solid bottom line.

كم عدد الدجاج ؟


How many hens ?

Handwriting practice lines for the question 'How many hens ?'. The page contains ten sets of horizontal lines, each consisting of a solid top line, a dashed middle line, and a solid bottom line.

أربعة دجاجات .

- Four hens .

Handwriting practice lines for the answer '- Four hens .'. The page contains ten sets of horizontal lines, each consisting of a solid top line, a dashed middle line, and a solid bottom line.



Let's talk together

1

Hany : Have some tea, mother.

تناولي بعض الشاي ، يا امي.

Mum : Thank you, Hany.

شكراً لك ، يا هاني .



2

Hana : Please have some cake,
Grandmother.

من فضلك تناولي بعض الكيك، يا جديتي.

Grandma : Thank you, Hana.

شكراً لكى ، يا هنا .



3

Son : Let's have some juice, Dad.

هيا نتناول بعض العصير، يا أبى.


Dad : Thanks, Son.

شكراً لك ، يا أبنى.



Vocabulary

with	مع / بـ	my family	عائلي
have	يتناول	mother / Mum	ام
some	بعض	father / Dad	أب
cake	كيك / تورتة	grandmother	جدة
juice	عصير	grandfather	جد
tea	شاي	brother	أخ
please	من فضلك	sister	أخت
thanks	شكراً لك	son	أبن



تناولي بعض الشاي ، يا أمي .


Have some tea, mother.

شكراً لك ، يا هاني .

Thank you, Hany.

من فضلك تناولي بعض الكيك ، يا جدتي

Please have some cake, Grandmother.



من هذا ؟

Who is this ?



هذا أبي

This is my father.

Handwriting practice lines for the first section, consisting of multiple sets of red top and bottom lines with a dashed midline.

من هذه ؟


Who is this ?



هذه أختي

This is my sister .

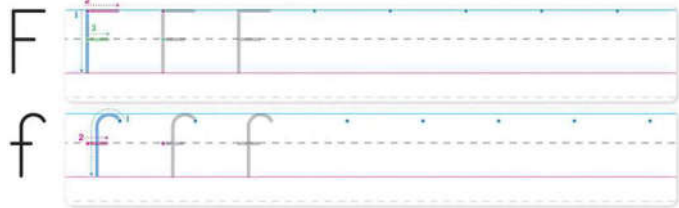

Handwriting practice lines for the second section, consisting of multiple sets of red top and bottom lines with a dashed midline.




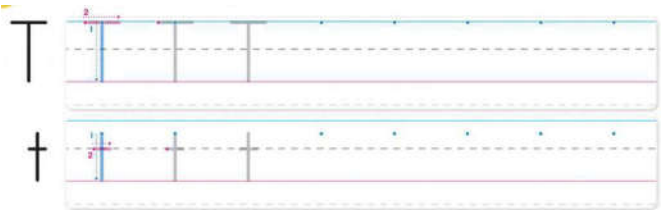
Phonics & Writing



"F" is a funny fish. It doesn't touch the line four.



"T" is a tall turtle. It doesn't touch the line 4. It always walks on line three.





علم

flag



أب

father



عائلة

family



سمكة

fish



مروحة

fan



قدمان

feet




شوكية

fork



مزرعة

farm



شجرة

tree



تلفزيون

television



شاي

tea



أصبع قدم

toe



نمر

tiger




منضدة / تراييزة

table



خيمة

tent



سلحفاة

turtle



Let's be polite

Hello !
What's this ?
Show me, please.
Here is a card.
It's a card for you.
Thank you ,, Thank you
Thank you ..



2




Hello !
Help me some water, please.
Here some water .
It's water for you.
Thank you ,, Thank you
Thank you ..

Hello !
Help me a pencil, please
Here is a pencil .
It's a a pencil for you.
Thank you ,, Thank you
Thank you ..

3





بين لي ، من فضلك

Show me , please !

Handwriting practice area for the phrase 'Show me , please !' with multiple sets of red and dotted lines.

تفضل بطاقة معايدة

Here is a card.

Handwriting practice area for the phrase 'Here is a card.' with multiple sets of red and dotted lines.

أنها بطاقة معايدة من أجلك

It's a card for you.

Handwriting practice area for the phrase 'It's a card for you.' with multiple sets of red and dotted lines.

شكراً لك .

Thank you.

Handwriting practice area for the phrase 'Thank you.' with multiple sets of red and dotted lines.



ساعدني بقلم رصاص ، من فضلك .

Help me a pencil, please!

Handwriting practice area for the sentence 'Help me a pencil, please!' with multiple sets of red and dotted lines.

تفضل قلم رصاص

Here is a pencil.

Handwriting practice area for the sentence 'Here is a pencil.' with multiple sets of red and dotted lines.

تفضل بعض الماء


Here is some water.

Handwriting practice area for the sentence 'Here is some water.' with multiple sets of red and dotted lines.

إنها أستيكة من أجلك .

It's an eraser for you.

Handwriting practice area for the sentence 'It's an eraser for you.' with multiple sets of red and dotted lines.



Review (2)



Unit (4)

Conversation:

- ✂ Let's play music.
- ✂ Let's play together.
- ✂ I can play the flute.
- ✂ I can hear.
- ✂ I can see and taste.
- ✂ He can sing.

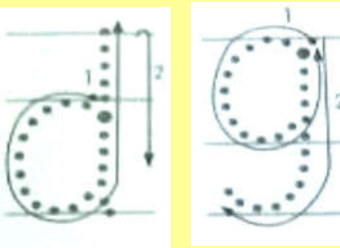
Vocabulary :

drum – flute – triangle
piano – guitar



Phonics :

<u>D d</u>	<u>Gg</u>
dog	guitar
drum	girl
doll	green
duck	gorilla
Dad	goat
dig	gum
dot	game
desk	gem



Unit (5)

Conversation:

- ✂ How old are you?
- ✂ I'm six.
- ✂ I'm six, too.
- ✂ It's my birthday.
- ✂ What color is it?
- ✂ How many candles?

Vocabulary :

one- two - three - four – five
six – seven – eight
nine – ten

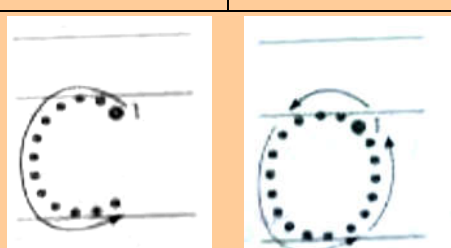
Colors

red – green – yellow – pink
blue – black – brown
white – grey



Phonics :

<u>C c</u>	<u>O o</u>
cake	orange
card	oil
candle	olives
car	old
cup	ostrich
computer	ox
circle	octopus
cereal	open



Unit (6)

Conversation:

- ✂ Hello!
- ✂ Have some tea, sister.
- ✂ Please have some
- ✂ I hear with my ears.
- ✂ I live with my family.
- ✂ Who is this ?
- ✂ This is my grandfather.
- ✂ Let's be polite.
- ✂ This is for you.
- ✂ Thank you.

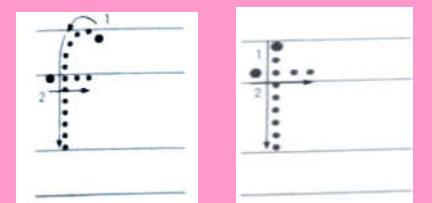
Vocabulary :

grandfather-grandmother
father - mother
brother - sister



Phonics :

<u>F f</u>	<u>T t</u>
flag	television
father	tee
family	tree
fan	table
fish	tiger
fork	toe
fun	turtle
farm	tent
feet	tune






Read and match :



- 1- piano
- 2- flute
- 3- guitar
- 4- drum
- 5- triangle




Count and write



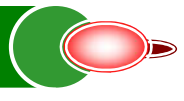








Look, write and say :



iger



rum



ather



ea



reen



ake



il



ree



ellow



iano




amily

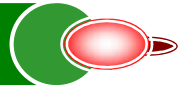


lute





Look and match :



1- three

2- six

3- eight

4- ten

5- four

10

6

4

3

8



Look and complete :



fa __ her



s __ ster




br __ th __ r



gran__moth__r



Trace, write and match



D D D D

d d d d

O O O O

o o o o

C C C C

c c c c

T T T T

t t t t

G G G G

g g g g




Handwriting




It's a card for you.

Handwriting practice lines (dotted top and bottom, solid red middle)



Let's talk



Hana : Where's the boy?

Hany : He's in the living room.


Amira : Where's the girl?

Youssef : She's in the bathroom.



New Vocabulary

home	منزل / بيت	where	أين
bedroom	حجرة النوم	he	هو
living room	حجرة المعيشة	she	هي
kitchen	مطبخ	in	في
garden	حديقة المنزل	the	ال (أداة معرفة)



منزل
home



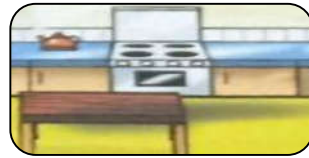
حجرة المعيشة
living room



حجرة النوم
bedroom




الحمام / المرحاض
bathroom



المطبخ
kitchen



حديقة المنزل
garden



أين يكون الولد ؟

Where's the boy?

Handwriting practice lines for the question 'Where's the boy?' consisting of multiple sets of red top and bottom lines with a dashed middle line.

هو في غرفة المعيشة .

He's in the living room.

Handwriting practice lines for the answer 'He's in the living room.' consisting of multiple sets of red top and bottom lines with a dashed middle line.

أين يكون الولد ؟


Where's the girl ?

Handwriting practice lines for the question 'Where's the girl ?' consisting of multiple sets of red top and bottom lines with a dashed middle line.

هي في المطبخ .

She's in the kitchen.

Handwriting practice lines for the answer 'She's in the kitchen.' consisting of multiple sets of red top and bottom lines with a dashed middle line.



أين يكون أبي؟

Where's my father?

Handwriting practice lines for the question 'Where's my father?' consisting of multiple sets of three horizontal lines (top solid, middle dashed, bottom solid).

هو في غرفة النوم.

He's in the bedroom.

Handwriting practice lines for the answer 'He's in the bedroom.' consisting of multiple sets of three horizontal lines (top solid, middle dashed, bottom solid).

أين تكون الأم؟


Where's the mother?

Handwriting practice lines for the question 'Where's the mother?' consisting of multiple sets of three horizontal lines (top solid, middle dashed, bottom solid).


هي في حديقة المنزل.

She's in the garden.



Handwriting practice lines for the answer 'She's in the garden.' consisting of multiple sets of three horizontal lines (top solid, middle dashed, bottom solid).






Phonics & Writing




"A" is an angry ant. It doesn't touch the line four.



"S" is a super seal. It doesn't touch the line four.





تفاحة

apple



سهام

arrow



ذراع

arm



تمساح

alligator




فأس / بلطة

ax




نملة

ant



شمس

sun



مربع

square




نجمة

star



صابونة

soap




كلب البحر

seal




جوارب / شربات

socks

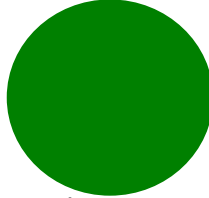


Count the shapes



star

نجمة




circle

دائرة



square

مربع



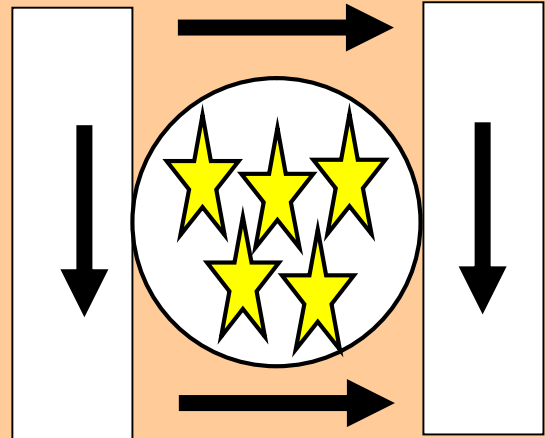
triangle


مثلث




rectangle

مستطيل

How many **stars** ?- **Five** stars.How many **arrows** ?- **Four** arrows.How many **rectangles**?- **Two** rectangles.How many **circles**?- **One** circle.

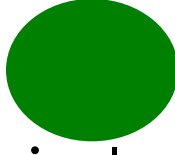


نجمة



star

دائرة




circle

مربع



square

مثلث




triangle

مستطيل



rectangle




Colour and count :












Count and write:











Let's talk



Hana : The pyramid is big.
The stone is small.

الهرم كبير.
الحجر صغير.

Tourist : I can see an ant and a key.

أنا أستطيع أن أرى نملة ومفتاح.


Hany : The camel is big.
The ant is small.

الجمال كبير.
النملة صغيرة.



New Vocabulary

at the pyramid/s	في الـ ... هرم / أهرامات	tourist	سائح
stone	حجر	king	ملك
key	مفتاح	queen	ملكة
camel	جمال	big	كبير (الحجم)
ant	نملة	small	صغير (الحجم)
an / a	أدوات نكرة	sphinx	أبو الهول
		and	و



جمال

camel



نملة

ant



ملك

king



ملكة

queen



أحجار

stones



أهرامات

pyramids



أبو الهول

Sphinx




سائح

tourist



مفتاح

key



الجمال يكون كبير.


The camel is big.

الحجر يكون صغير.

The stone is small.

أنا أستطيع أن أرى ملك وملكة .

I can see a king and a queen.



هذا سائح .

This is a tourist .

إنها كاميرا .


It is a camera.

هو يكون ملك .


He is a king.

هي تكون ملكة .


She is a queen.




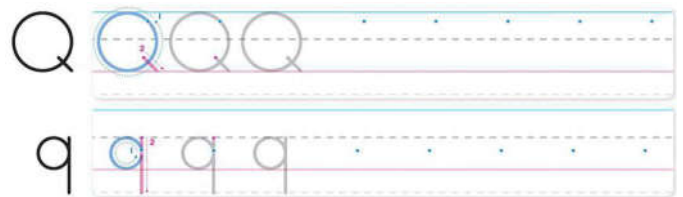
Phonics & Writing




"K" is a **kicking kangaroo**
It doesn't touch
the line 4.
**Kick the line 1 to be
CAPITAL**



"Q" is a **quiet queen**
Touch the line 4
to be **SMALL**.
Touch the line 1
to be **CAPITAL**.






طائرة ورق
kite



ملك
king



مفتاح
key




كنغر
kangaroo



قطة صغيرة
kitten



يركل / يشوط
kick



ملكة
queen




هادئ
quiet




سؤال
question



علامة استفهام
question mark



اختبار قصير
quiz



I live in Egypt.




أين أنت تعيش؟

Where do you live?

أنا أعيش في الزقازيق .

I live in Zagazig.



Let's talk



Hany : I can **dig**.

أنا أستطيع أن أحفر.

Youssef : I can **throw**.

أنا أستطيع أن أرمي.

Ali : I can **swim**.

أنا أستطيع أن أسبح.

Ayman : I can **kick**.

أنا أستطيع أن أركل.


Ahmed : I can **skip**.

أنا أستطيع أن أقفز.



New Vocabulary

beach	شاطيء	dig	يحفر
sea	بحر	throw	يرمي
sand	رمل	swim	يسبح / يعوم
ball	كرة	kick	يركل / يشوط
umbrella	شمسية	skip	يقفز



يسبح / يعموم
swim



يركل / يشوط
kick



يحفر
dig



يقفز
skip




يرمي
throw




أنا أستطيع أن أحفر .
I can dig.




أنا أستطيع أن أسبح .
I can swim.




Phonics & Writing



" I " is an interesting insect. It doesn't touch the line 4.



" U " is an unhappy umbrella. It doesn't touch the line 4.





حشرة
insect



حبر
ink




في / داخل
in



آيس كريم
ice cream



ثلج
ice



غير سعيد

Unhappy



عم / خال

Uncle



تحت

Under




شمسية

Umbrella

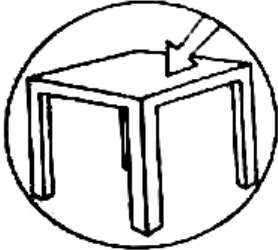


لأعلى

Up




Where is .. (it/he/she)?



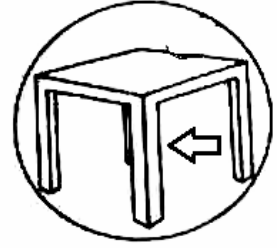
على / فوق

on



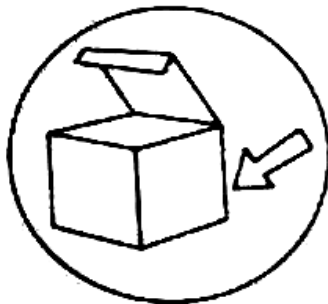
في / داخل

in



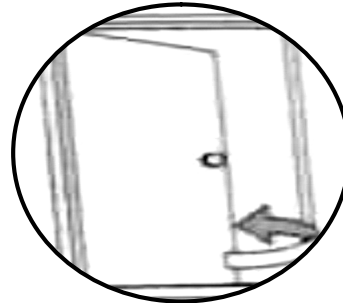
تحت / أسفل

under



بجوار

next to



خلف

behind



Let's talk together

Where is it ?

- It's **behind** the box.



Where is he ?


- He's **under** the table.



Where is she ?

- She's **in** the box.





أين تكون القطّة ؟

Where is the cat ?

أنها أسفل الكتاب .

- It's under the book.

Handwriting practice area for the first section, consisting of multiple sets of horizontal lines (top solid, middle dashed, bottom solid) for writing the answer.




أين تكون النحلة ؟

Where is the bee?

أنها فوق الوردية.

- It's on the flower.

Handwriting practice area for the second section, consisting of multiple sets of horizontal lines (top solid, middle dashed, bottom solid) for writing the answer.



Review (3)



Unit (7)

Conversation:

- Where is the boy?
- He's in the kitchen.
- Where is the girl?
- She's in the garden.
- Where is it?
- It's in the bedroom.

Vocabulary:

(At Home)

bedroom - living room
bathroom - kitchen
garden


(Shapes)

circle - star - square
triangle - rectangle



Phonics:

A a	S s
ant	star
arrow	square
apple	sun
arm	socks
ax	soap
angry	seal




Unit (8)

Conversation:

- The pyramid is big.
- The ant is small.
- I can see an ant.
- Which is smaller?
- Which is bigger?
- The stone is small.
- Where do you live?
- I live in Aswan.

Vocabulary:

camel - stone - pyramids
king - queen - key - stones
tourist - camera

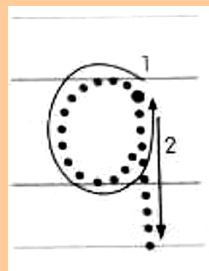
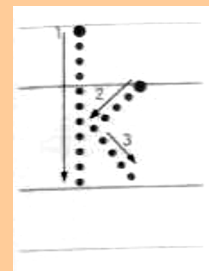


Cities in Egypt

Aswan - Cairo - Alexandria
Port Said - Luxor - Zagazig

Phonics:

K k	Q q
king	quiet
key	queen
kite	question
kitten	quiz
kick	question mark



Unit (9)

Conversation:

- I can dig a hole.
- I can throw a ball.
- I can swim.
- I can skip.
- Where is it?
- It's in the box.
- Where is he?
- He's under the table.
- Where is she?
- She's behind the door.

Vocabulary:

At the beach

swim - kick - dig - skip
throw - beach - umbrella
sand - pail

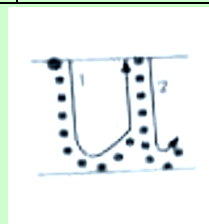
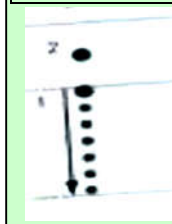


preposition

in - on - under
next to - behind

Phonics:

I i	U u
in	up
ink	under
insect	umbrella
ice	uncle
ice cream	unhappy





Read and match :



1- bedroom

2- bathroom

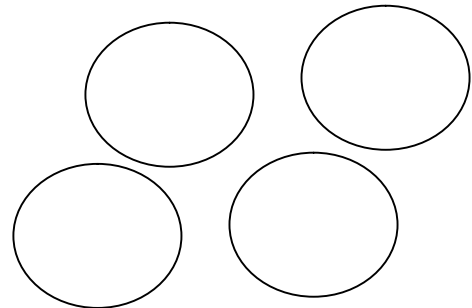


3- garden


4- kitchen

5- living room



Count and color the shapes





Look, write and say :



Queen



Tones



Throw



Ink



Kitchen



Insect



Star



Square



King



Key




Paradise



Under





Look and match :





1- circle

2- square

3- triangle

4- rectangle

5- star



Look and complete :



p _ _ ramids



s _ _ hinx




um _ _ rella



c _ _ mel



Trace, write and match



I I I I I I I I I I I I

i i i i i i i i i i i i

U U U U U U U U U U U U

u u u u u u u u u u u u

Q Q Q Q Q Q Q Q Q Q Q Q


q q q q q q q q q q q q

K K K K K K K K K K K K

k k k k k k k k k k k k

S S S S S S S S S S S S


s s s s s s s s s s s s



•

•

•



•



•



•



Handwriting



I live in zagazig.

.....

.....

.....

.....