

الجمهورية العربية السورية
وزارة التربية والتعليم
إدارة التعليم العام

Connect



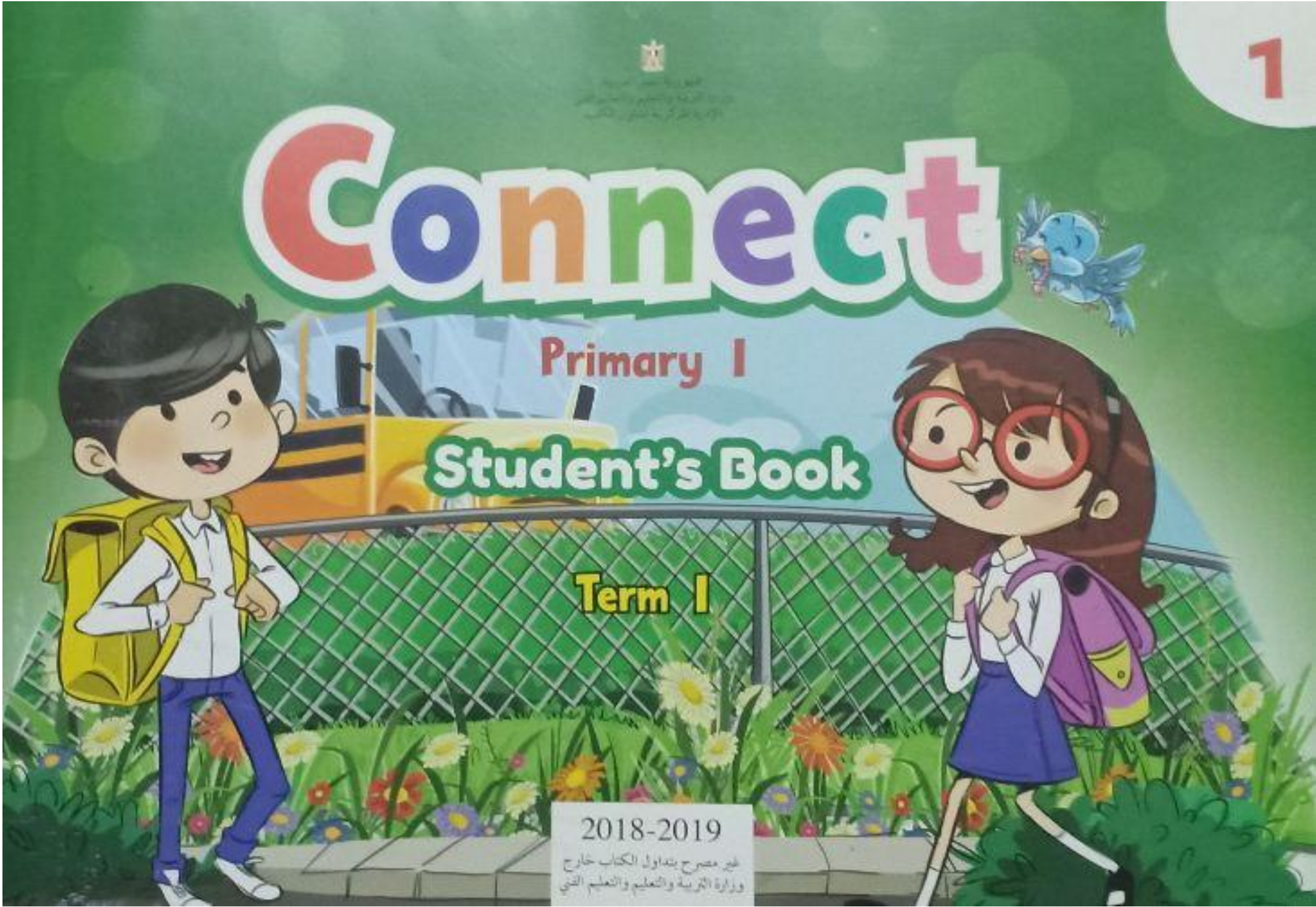
Primary 1

Student's Book

Term 1

2018-2019

غير مصرح بتداول الكتاب خارج
وزارة التربية والتعليم التي





Name:

School:

Class:

Date:

جمهورية مصر العربية
وزارة التربية والتعليم
الإدارة المركزية لتقويم الكتب

1

Connect

Primary 1

Student's Book

Term 1

Mary Charrington



Characters



Miss Mona



Hany



Hana



Youssef



Amira



Busy Bee

Contents

About me



Unit 1 Hello! 2

Play time 8



Unit 2 My school bag 10

Play time 16



Unit 3 This is me 18

Play time 24

Review 1 26

My world



Unit 4 Let's play music 30

Play time 36



Unit 5 It's my birthday! 38

Play time 46



Unit 6 With my family 48

Play time 56

Review 2 58

The wider world



Unit 7 At home 62

Play time 68



Unit 8 At the pyramids 70

Play time 76



Unit 9 At the beach 78

Play time 84

Review 3 86

Scope and sequence

Unit	Vocabulary	Language	Phonics	Life skills	Values	Issues and challenges	Integrated cross-curriculum topics
About me	1 Hello	Hello, Goodbye, Miss Mona, Amira, Hana, Hany, Youssef	Hello. Goodbye. Shake hands. Play. What's your name? I'm (Hana). Open your book! Close your book!	b: bee, book, bag, bus, blue	Communication and cooperation: Let's make friends! Participation: Asking questions Community participation: Making friends	Cooperation: Let's listen to the teacher! Participation: I can follow rules!	
	2 My school bag	bag, pen, pencil, pencil case, sharpener, ruler; one, two, three, four, five	What's this? It's a (pen).	p: pen, pencil r: ruler, red	Creativity: Play time Participation: Asking questions	Cooperation and Curiosity: Asking questions	Math: Learn numbers with Busy Bee
	3 This is me	nose, mouth, eyes, ears, hands, hair	This is my (mouth). Touch your (nose). Well done!	h: hand, hat, hair n: nose, nuts, neck	Communication: Listening and speaking Self-management: Let's be clean! Critical thinking: Observation	Appreciation of science: My body Curiosity: My body	Preventative health: Let's be clean! Science: Keeping our body clean and healthy
Review 1	Revision from units 1-3			Communication and participation: Listening and speaking Assessment			

Scope and sequence

	Unit	Vocabulary	Language	Phonics	Life skills	Values	Issues and challenges	Integrated cross-curriculum topics
My world	4 Let's play music	drum, flute, triangle, guitar, piano	I can play the (drum).	d: drum, dog, doll g: guitar, girl, green	Problem solving: Our five senses	Appreciation of science and scientists: Our five senses Curiosity: How we use our senses	Environmental awareness	Science: Our five senses Music: Common musical instruments
	5 It's my birthday	six, seven, eight, nine, ten; red, orange, yellow, green, blue, black	How old are you? I'm (six). One (orange) (cake). Two (blue) (balloons).	c: cake, card, candle o: orange, octopus, olives	Communication and self-management: Show and tell Problem solving: Play time Cooperation and creativity: Making a birthday card or a birthday cake	Cooperation, love and compassion: A birthday party		Art: Learn colors with Busy Bee! Math: Numbers 6-10
	6 With my family	father, mother, grandfather, grandmother, brother, sister; please, thank you	Have some (cake). Who is this? This is my (mother).	f: flag, father, family t: tea, tree, television	Communication: Let's be polite! Communication and self-management: Show and tell Cooperation	Respect: Let's be polite! Love, compassion and tolerance: With my family		
	Review 2	Revision from units 4-6			Assessment			

The wider world

Unit	Vocabulary	Language	Phonics	Life skills	Values	Issues and challenges	Integrated cross-curriculum topics
7 At home	living room, bedroom, kitchen, bathroom, garden; star, square, triangle, circle, rectangle	Where's the boy/girl? He's/She's in the (living room).	a: apple, ant, arrow s: star, square, sun	Communication: Listening and speaking Creative thinking: Look and draw Critical thinking: Play time			Math: Learn shapes with Busy Bee! Art: Look and draw
8 At the pyramids	camel, key, pyramids, Sphinx, stones, king, queen; big, small	The (camel) is big. The (ant) is small.	k: king, key, kite q: queen, quiet	Respect for diversity: I live in Egypt Problem solving: Big and small; Play time	Curiosity: Big and small Tolerance and acceptance of the other: I live in Egypt	National unity, loyalty and belonging: I live in Egypt	Math: Big and small Social studies: The pyramids
9 At the beach	jump, kick, throw, skip, dig, swim; in, under, on, behind; box	I can (jump). Where is it? It's (under) the (book).	i: in, ink, insect u: under, up, umbrella			Environmental responsibility: Keeping the beach clean	Science: Recognizing body movements
Review 3	Revision from units 7-9			Assessment			

Hello



Look, listen and repeat

Hello. I'm Miss Mona.

Hello. I'm Hany.

I'm Youssef.

I'm Hana. What's your name?

I'm Amira.





1 Listen, point and say



Hello!



Goodbye!



I'm Hany.



I'm Hana.



I'm Youssef.



I'm Amira.




2 Look and say




3 Sing

Language: Hello. What's your name?

b Learn sounds with Busy Bee!

 1 Listen and repeat

 2 Look and circle **b**

bag



blue



bee



book



bus

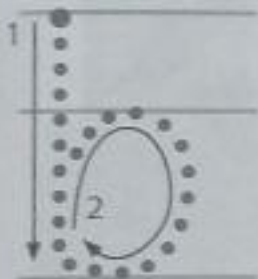




b Learn to write with Busy Bee!



Look, trace and say



bag



bee



book



bus



blue



I can follow rules!



1 Listen, point and say



Open your book!



Close your book!



Open your bag!



Close your bag!



2 Listen and do

Language: Open your book! Close your book!

Let's make friends



1 Look and say



Hello



shake hands



play



2 Sing and do

Unit review

Unit
1



3 Look and draw

Vocabulary



Phonics

b




Life skills



Play time




Trace and complete the patterns





1 Trace and color



My school bag



Look, listen and repeat



What's this?

It's a pencil.

What's this?

It's a pencil case.



1 Listen and say



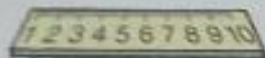
bag



pen



sharpener



ruler



pencil



pencil case



2 Listen and point





Learn sounds with Busy Bee!



1 Listen and repeat

pen



2 Look and circle p and r

pencil



ruler



red



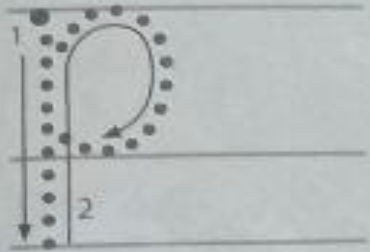
abcdefghijklmnopqrstuvwxyz

Phonics: the p and r sounds

Learn to write with Busy Bee!



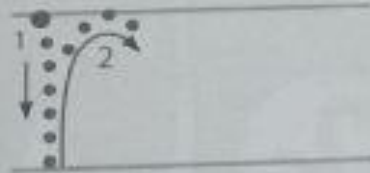
Look, trace and say



pen



pencil



ruler



red



abcdefghijklmnopqrstuvwxyz

Learn numbers with Busy Bee!



Listen and repeat



One!

Five!

Three!

Four!

Count the balls!

Two!



1 ball



2 balls



3 balls



4 balls



5 balls

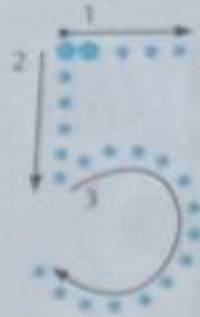

Learn numbers with Busy Bee!




I can count



1 Trace and say



2 Match and say



4

5

2

3

1

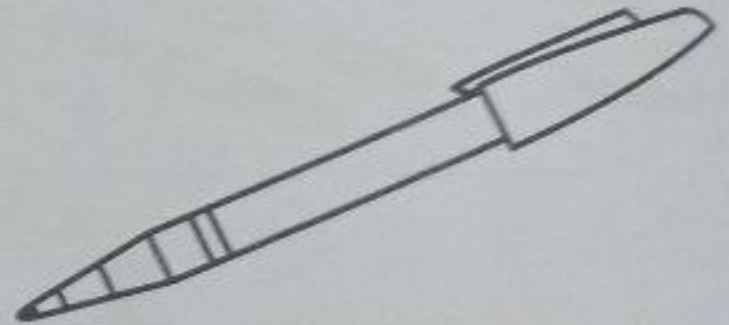



3 Sing and do

Playtime



Match and color





1 Count and color



- 1
- 2
- 3
- 4
- 5



- 1
- 2
- 3
- 4
- 5



- 1
- 2
- 3
- 4
- 5



- 1
- 2
- 3
- 4
- 5




- 1
- 2
- 3
- 4
- 5



2 Look and draw

Vocabulary



Phonics

P R



Math

1 2 5
3 4



This is me



1 Look, listen and repeat

Listen, Hany! Touch your nose.

This is my nose.

Well done, Hany.





1 Look, listen and say



eye



nose



mouth



ear



hand



2 Draw your face



3 Sing

Language: Touch your nose

h n Learn sounds with Busy Bee!



1 Listen and repeat



2 Look and circle h and n

hand



hat



hair



nose



nuts

neck



abcdefghijklmnopqrstuvwxyz

Phonics: the h and n sounds



h n

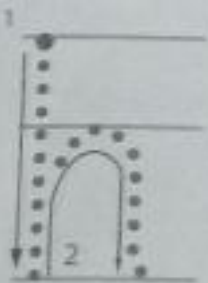
Learn to write with Busy Bee!

Handwriting

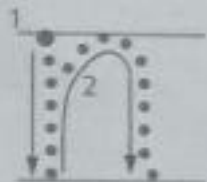
Unit 3



Look, trace and say



hand



nose



hat



nuts



hair




neck



abcdefghijklmnopqrstuvwxyz

Let's be clean!

 Listen and point



face



hair



hand



teeth



salad





1 Look and draw



1



2



3



4



2 Look and draw

Vocabulary



Phonics h n




Issues



Play time



Look, color and count



1



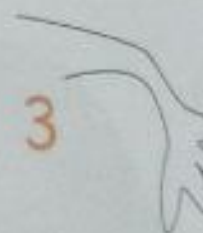
4



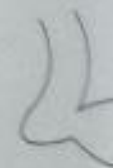
1



3



5





Circle the odd one out

1



2

hand

nose

nuts

neck

3



4



5





Review 1



1 Listen and point

A grid of 15 stars arranged in three rows of five, connected by lines. The top row contains stars with numbers 1, 2, 3, 4, and 5. The middle row contains stars with images of a chocolate bar, a backpack, a pencil, a pencil sharpener, a pencil, and an eraser. The bottom row contains stars with images of a girl, an eye, lips, a nose, a hand, an ear, and a girl's face.



2 Point, ask and answer



0 Look and say

It's a hat.




It's a book.



1 Trace and join

b h n p r



2 Say and write





Now I can say ...

1
2
3
4
5



b



p



r



h



n



Let's play music



Look, listen and repeat

I can play the guitar.



I can play the drum.



I can play the flute.



I can play the piano.
Let's play together!





1 Listen and repeat



drum



flute



triangle




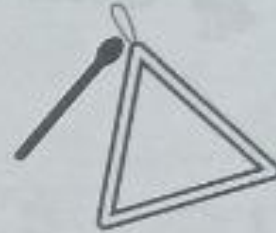
guitar



piano



3 Sing



2 Color and say

Language: I can play the (flute).



d g Learn sounds with Busy Bee!



1 Listen and repeat



2 Look and circle d and g

drum



dog



doll



guitar



girl



green



abcd **d** ef **g** hijklmnopqrstuvwxyz

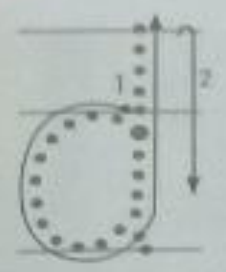
Phonics: the d and g sounds



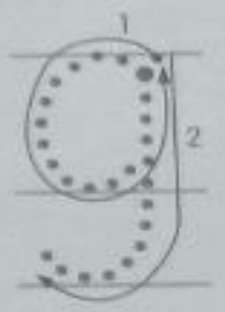
d g Learn to write with Busy Bee!



Look, trace and say



drum



guitar



dog



girl



doll



green



abcdefghijklmnopqrstuvwxyz

Our senses



Listen and say



I can hear.



I can touch.



I can taste.



I can smell.



I can see.



1 Look and draw 😊 ☹️



2 Look and draw

Vocabulary



Science



Phonics d g



Issues



Play time



Follow and say



see



smell



taste



hear



touch






1 Look and color

- g 
- r 
- b 
- p 



2 Trace and color



It's my birthday!



1 Look, listen and repeat

I'm ten. How old are you, Hany?

I'm six.

I'm six, too.

I'm seven.



Learn numbers with Busy Bee!

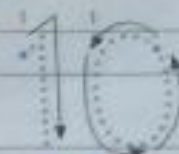
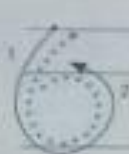


Math

Unit
5



1 Look, listen and trace



2 Match and say



3 Sing and do

English in the classroom: Math: Numbers 6-10



c o

Learn sounds with Busy Bee!



1 Listen and repeat



2 Look and circle c and o

cake



card



candle



orange



oil

olives



abcdefghijklmnopqrstuvwxyz

Phonics: the c and o sounds

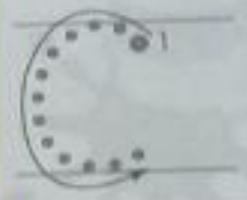


C O

Learn to write with Busy Bee!



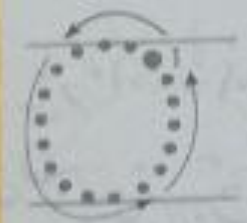
Look, trace and say



cake

card

candle



orange

oil

olives



abcdefghijklmnopqrstuvwxyz

Learn colors with Busy Bee!



1 Listen and repeat



red



orange



yellow



green



blue



black



2 Listen and color









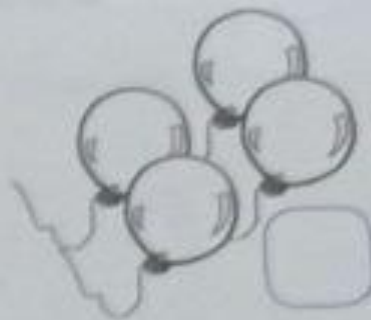

1 Count and write



2 Listen and color



1



3 Point and say

Language: One orange cake. Two blue balloons.

A birthday party

Project

Unit
5



1 Look and do



2 Look and say



Show and tell



Show and tell



Look and draw

Vocabulary

6 7 8 9 10

Phonics

C O



Math




Art



Life skills



Play time



1 Look and complete

1 2 3



8 10




7 9



2 Color the circles

5 7



4 6



6 8





Look and color

6



7



8



9



10



With my family



Look, listen and repeat

Have some tea, Mother.

Thank you, Hany.

Please have some cake, Grandmother.

Thank you, Hana.





1 Listen, point and say



father



mother



sister



brother



grandfather



grandmother



Who is this?



This is my grandfather.



2 Listen and say the number

Language: Who is this? This is my ...

Learn sounds with Busy Bee!



1 Listen and repeat

2 Look and circle f and t

flag



father



family



tea



television



tree



abcdefghijklmnopqrstuvwxyz

Phonics: the f and t sounds



f t

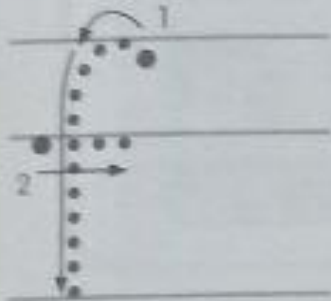
Learn to write with Busy Bee!

Handwriting

Unit 6



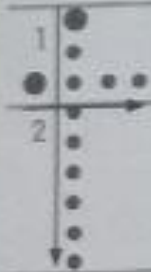
Look, trace and say



f lag

f ather

f amily



t elevision

t ea

t ree



Let's be polite!

1 Look and say

Please.

Thank you.



2 Sing and do



Look and draw



1



2



3



4



A family tree

 Look and make



Show and tell



1 Show and tell



Unit review

Unit 6



2 Look and draw

Vocabulary



Phonics

f

t



Values and life skills




Project



Play time



1 Color the pictures that start with f




2 Color the pictures that start with t





2 Find, trace and color



b

p

r

o

c

g

d

f

o

f

t

n

r

p

o

r

b



Review 2



1 Listen and point



6

7

8

9

10



2 Point, ask and answer



1 Write and say

1 3 5 7 9

2 Count and write




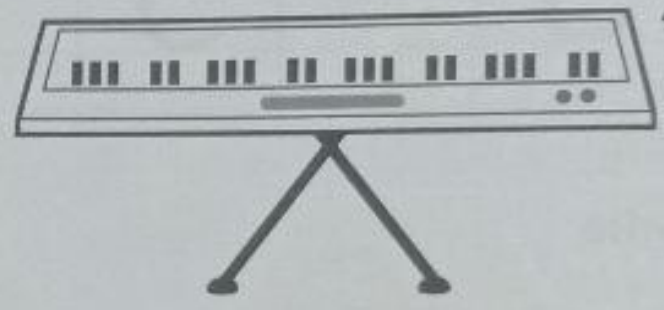
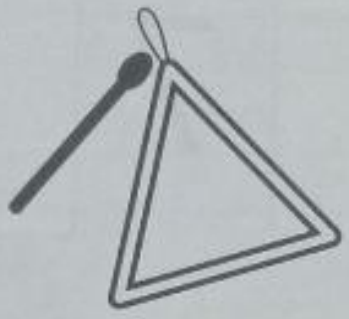








1 Color and say



2 Write and say

orange



lag



rum



ree



uitar



andle





Now I can say ...



father



mother



grandfather




grandmother



sister



brother



- 1
- 2
- 3
- 4
- 5
- 6
- 7
- 8
- 9
- 10



d



g



c



o



f



t



At home




Look, listen and repeat

Where's the boy?

He's in the living room.

Where's the girl?

She's in the bathroom.





1 Listen, point and say



living room



bedroom



kitchen




bathroom



garden



2 Look, listen and say



He's in the bedroom.




3 Sing



Where's the boy?


Language: Where's ...? He's/She's in the

a s Learn sounds with Busy Bee!

 1 Listen and repeat

apple



 2 Look and circle a and s

ant



arrow



star



square



sun



a b c d e f g h i j k l m n o p q r **S** t u v w x y z

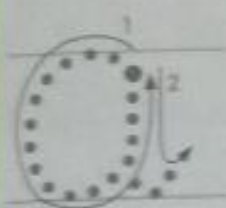
Phonics: the a and s sounds



a s Learn to write with Busy Bee!



Look, trace and say



apple



star



ant



square



arrow



sun



a b c d e f g h i j k l m n o p q r s t u v w x y z

Learn shapes with Busy Bee!



1 Listen, point and say



star



square



triangle



circle



rectangle

2 Count and write












1 Look and draw



3 Look and draw

Vocabulary



Phonics **a** **s**



Math



2 Point and say

Play time



Look and match



bedroom



kitchen



living room



bathroom






Look, count and color

★ 6 7 8 9 10

▲ 6 7 8 9 10

● 6 7 8 9 10

■ 6 7 8 9 10






Look, listen and repeat






I can see a king
and a queen.

Look! The pyramid is
big. The stone is small.

The camel is big.
The ant is small.

 Listen, point and say



Vocabulary: camel, king, key, pyramid, Sphinx, stone, queen



k q

Learn sounds with Busy Bee!



1 Listen and repeat



2 Look and circle k and q

king



key



kite



queen



quiet



abcdefghijklmnopqrstuvwxyz

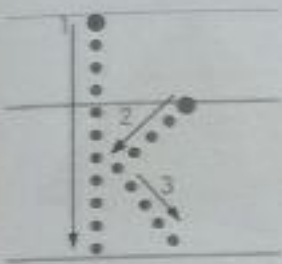
Phonics: the k and q sounds



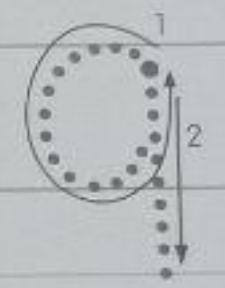
Learn to write with Busy Bee!



Look, trace and say



key



queen



kite



quiet



king



abcdefghijklmnopqrstuvwxyzkqrstuvwxyzk

Big and small



1 Listen, point and say



2 Which is smaller? Look and circle.

1



2



3



I live in Egypt



1 Look, listen and point



Port Said



Alexandria



Luxor



Aswan



Cairo



2 Look and say

Playtime



Look and circle **Big**

1



2



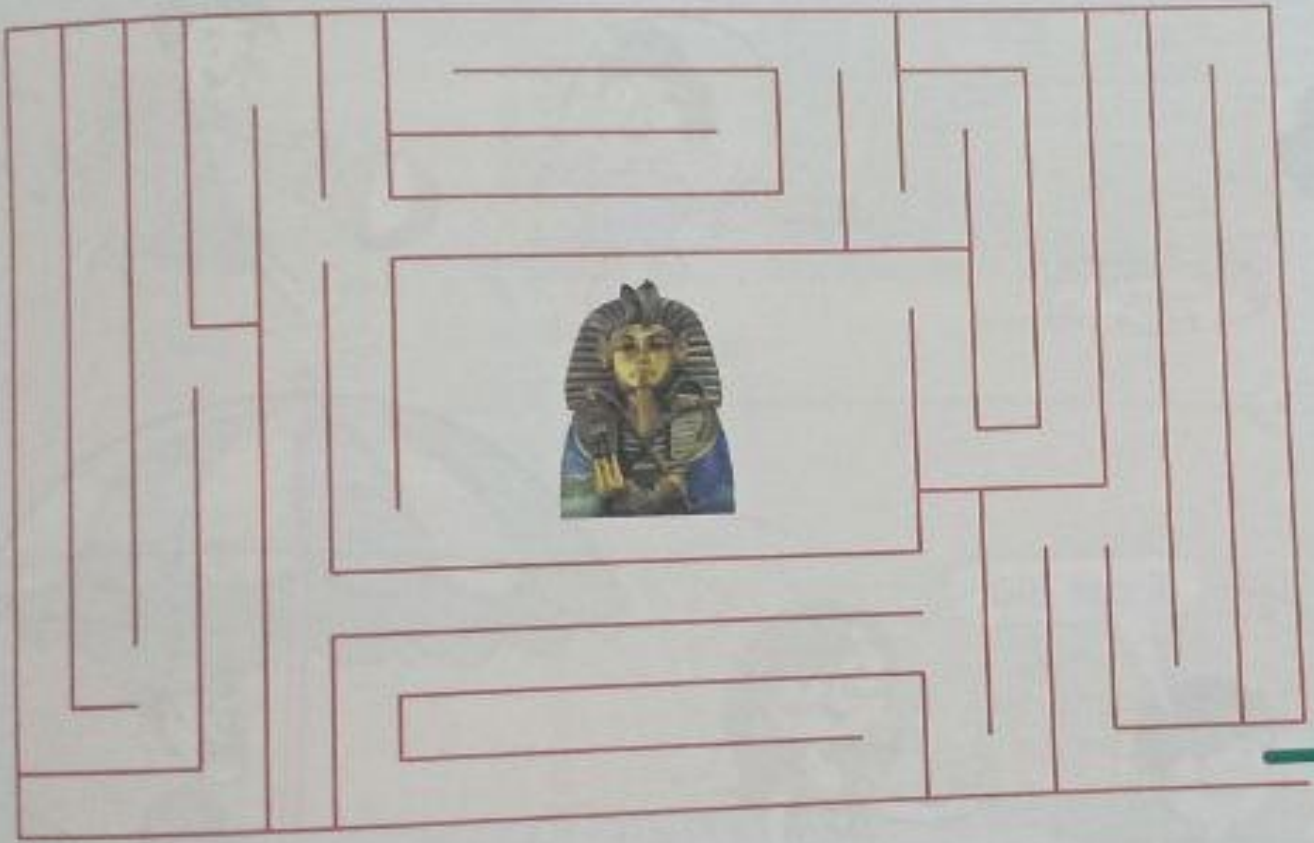
3



4



1 Follow and help the king




2 Look and draw

Vocabulary



Phonics




Math




Social studies





At the beach


 Look, listen and repeat

 I can swim.

 I can skip.

 I can kick.

 I can throw.

 I can dig.





1 Look, listen and say



kick



dig



swim



skip



throw



3 Sing



2 Say, join and color

Language in the classroom: I can kick!



Learn sounds with Busy Bee!



1 Listen and repeat



in



2 Look and circle i and u



insect



ink



under



umbrella



up



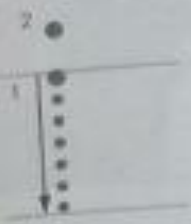
abcdefghijklmnopqrstuvwxyz

Phonics: the i and u sounds

i u Learn to write with Busy Bee!



Look, trace and say



i n



u n d e r



i n s e c t



u m b r e l l a



i n k



u p



abcdefghijklmnopqrstuvwxyz

1 Listen and number



2 Look and match



3 Point, ask and answer

Language: Where is it? It's ... the ...

Writing



1 Look and trace



cat



under



in



on



king



kick



up

Unit review

Unit 9



2 Look and draw

Vocabulary



Places



Phonics

i u



Play time



1 Look, match and say

A collection of line drawings in circles for a matching exercise. The drawings include:

- A door with a keyhole and a handle.
- A toy robot with a rectangular body and four wheels.
- A girl with pigtails peeking from behind a wall.
- An open box containing a teddy bear.
- A table with a book on top.
- A table with an arrow pointing to its top surface.
- A window with a downward-pointing arrow.
- An open box with an arrow pointing to its top flap.
- A door with a curved arrow indicating it is being opened.
- A closed box.
- A door with a handle.



2 Color

Look and color





Review 3



1 Listen and point

Start


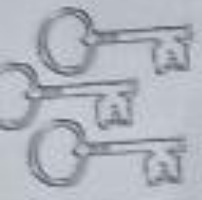


Finish



2 Point, ask and answer

1 Match and count



2 Color, point and say

Revision of vocabulary and language from units 7-9



1 Trace and join

k q i u s a



2 Say and write



ink



umbrella



queen



star



apple



sphinx

Egyptian International Publishing Company – Longman



10a Hussein Wassef Street
Mesaaha Square
Dokki
Giza
Arab Republic of Egypt

© copyright held jointly by special agreement between the Egyptian Ministry of Education and Technical Education and the Egyptian International Publishing Company - Longman



York Press Ltd
322 Old Brompton Road,
London SW5 9JH
England First published 2018

Pearson Education Limited
Edinburgh Gate
Harlow
Essex CM20 2JF
England and Associated Companies throughout the world.

First published 2018
ISBN 978-977-16-1495-8
Deposit No. 14618/2018

Printed by Police Press

The rights of Mary Charrington to be identified as author of this Work have been asserted by her in accordance with the Copyright, Designs and Patents Act 1988.

All rights reserved; no part of this publication may be reproduced, stored in a retrieval system or transmitted in any form or by any means, electronic, mechanical, photocopying, recording or otherwise, without the prior written permission of the copyright holders.

Commissioned photography: Emad Allam

Other photographs sourced by York Press

The Publishers are grateful to all those who have given permission to reproduce copyright material.

Alamy Stock Photo/ robertcharling for p75 Aswan; iStockphoto/ kajekiki for p32, p33 and p35 girl / Joel Carillet for p75 Port Said; Shutterstock/ Denys Prykhodov for p3 goodbye / ranglazz for p6, p7, p15, p17, p26, p27, p28 and p29 book / Bildagentur Zoomer GmbH for p7 box / studiovin for p11, p13, p26 and p27 pencil / MTrebbin for p13 book / Thammanoon Khanthalee for p11, p15 and p17 bag / präperin for p11, p13, p26, p27, p28 and p29 pen / Petr Malyshev for p11, p26 and p27 pencil case / Big Foot Productions for p11, p13, p15, p17, p25, p26, p27, p28 and p29 ruler / Oleg Golovnev for p12, p15, p17 and p25 pen / Vova_31 for p12 and p17 yellow ruler / Tih Son Studio for p12 pencil / Pavel Hlystov for p14 balls / Aftin Osmanaj for p19, p26, p29 and p36 eye / schankz for p19, p26, p29 and p36 mouth / BERNATSKJI JURII for p19, p20, p21, p26, p28, p29 and p36 nose / Monkey Business Images for p19, p26, p29 and p36 ear / ihori_ for p19, p20, p21, p22 and p23 hand / Madlen for p20 and p21 nuts / Koltsov for p22 boy washing face / Rob Marmion for p22 boy cleaning teeth, and for p23 girl brushing hair / BERNATSKAYA OXANA for p23 nose / Sashkin for p31, p32, p33, p35, p60 and p61 drum / Vereshchagin Dmitry for p31, p32, p33, p35, p60 and p61 guitar / Arman36 for p32 and p33 doll / MASTER PHOTO 2017 for p36 hand / Pshenichka for p36 book / Lucie Lang for p47 crayons / Ayake for p47 cake / MidoSemsem for p63 boy left / Gelpi for p63 boy right / khlungcenter Smokovski for p79, p83, p86 and p89 kick / Sergei Kolesnikov for p79, p83, p86 and p89 dig / Casiohabib for p79, p83, p86 and p89 swim / Africa Studio for p79, p83 and p89 skip / matka Warabka for p80, p81 and p83 teddy in box / Raiko for p80, p81, p88 and p89 ink / Sergei Kolesnikov for p80, p81 and p82 boy under table / Lario for p82 and p83 cat on computer / Akitamides for p82 and p83 cat under book / De Jongh Photography for p82 and p83 cat in box / Elena_Karpushina for p82 cat behind flowers / Julia Kuznetsova for p82 girl in box /

Illustrators: Amal Samir, Carol Jonas, Dusan Pavlic, Sue Wootel, Robin Edmonds, Mark Briarley

Every effort has been made to trace the copyright holders and we apologise in advance for any unintentional omissions. We would be pleased to insert the appropriate acknowledgement in any subsequent edition of this publication.

Acknowledgements

The Publisher would like to thank the following organizations for their sincere efforts in providing cultural and educational advice to this edition of the book:
The English Counsellor's Office (Ministry of Education)
The Center for Curriculum and Instructional Materials Development

Connect is a new and innovative course specially designed for learning based on life skills and citizenship education.

- Exciting stories, catchy songs and motivating craft activities
- Engaging characters that children will identify with
- Pre-emergent reading and writing skills including phonics
- A syllabus for learning new age-appropriate skills for home and school
- An emphasis on values for young learners

Connect provides the complete package for learning based on life skills and citizenship education.

Student's Book

Teacher's Guide

Class Audio CD



The course has been designed in alignment with the curriculum framework set by the Ministry's Center for Curriculum and Instructional Materials Development (CCIMD).



Size 19.5 x 27.5 cm
Extent 96 pp
Colour 44
Grammage 180/30 gm

رقم الكتاب

978-9953-0-0000-0