
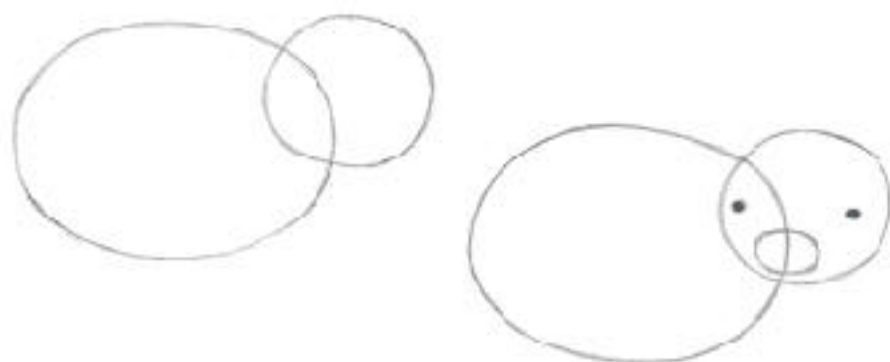


1-2-3 Draw

Pets and Farm Animals

**A step
by step
guide**



**by
Freddie
Levin**

1-2-3 Draw

Pets and Farm Animals

A step
by step
guide



by
Freddie
Levin

Peel Productions, Inc.

Before you begin

You will need:

1. a pencil
2. an eraser
3. a pencil sharpener
4. lots of paper (recycle and re-use!)
5. colored pencils
6. a folder for saving work
7. a comfortable place to draw
8. good light



Now let's begin...!

Copyright ©2001 Freddie Levin.
All rights reserved, including the right of reproduction in whole or in part, in any form.
Published by Peel Productions, Inc.
Printed in Hong Kong.

Library of Congress Cataloging-in-Publication Data

Levin, Freddie.

1-2-3 draw pets and farm animals / by Freddie Levin.

p. cm.

Includes index.

ISBN 0-939217-40-6

1. Domestic animals in art--Juvenile literature. 2. Drawing--Technique--Juvenile literature. [I. Domestic animals in art. 2. Animals in art. 3. Drawing--Technique.] I.

Title: One-two-three draw pets and farm animals. II. Title.

NC783 .8.D65 L48 2000

743.6--dc21

00-055072

Distributed to the trade and art
markets in North America by

NORTH LIGHT BOOKS,
an imprint of F&W Publications, Inc.
4700 East Galbraith Road
Cincinnati, OH 45236

(800) 289-0963

Contents

Circles, Ovals and Eggs	4
Pets	5 – 38
Farm Animals	39 – 63
Index	64

Important drawing tip number 1:

*** Draw lightly at first, so you can erase extra lines ***

Important drawing tip number 2:

*** Have fun drawing pets and farm animals! ***

Important drawing tip number 3:

*** Practice makes better ***



Circles, Ovals and Eggs

The drawings in this book start with three basic shapes:



circle




oval




egg

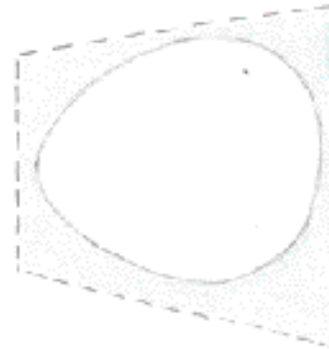
- *A circle is perfectly round.
- *An oval is a squashed circle.
- *An egg is an oval with one side fatter than the other.



A **circle**
fits inside
a square.



An **oval**
fits inside
a rectangle.



An **egg**
fits inside
a trapezoid.

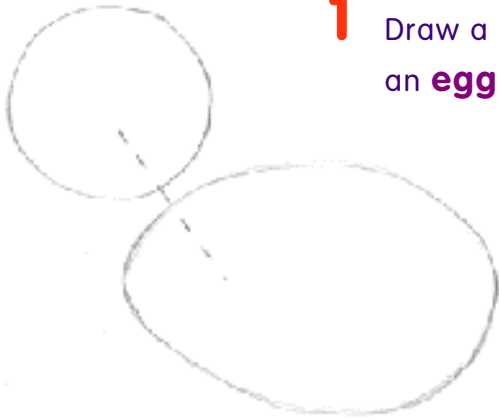
The more you practice drawing **circles**, **ovals** and **eggs**, the easier it will be.

Remember:
Draw lightly!

COPYRIGHTED MATEIAL

Cat

1 Draw a **circle** and an **egg**.



2 Connect them with two curved lines.



3 Add triangle ears and two legs.



4 Add two more legs and a tail.




COPYRIGHTED MATEIAL

DRAW LIGHTLY!




5 Add two eyes and a triangle nose.

6 Erase the extra lines.



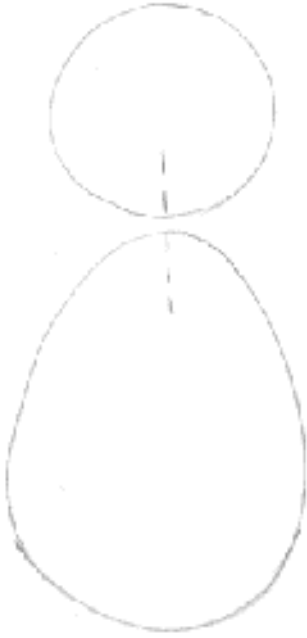
7 Draw a mouth and whiskers. Add stripes. Color your cat.



A cat can be a great pet. Cats like to cuddle and play. When they are happy, you can hear them purr.

COPYRIGHTED MATERIAL

Sitting Cat



1 Draw a **circle** above an **egg**.



2 Add triangle ears.
Draw two front legs.



3 Add eyes, a triangle nose and a mouth.

Add small back feet.



4 Draw whiskers.
Add a tail.
Shade ears.
Erase extra lines!

COPYRIGHTED MATERIAL

About Cats

Spotted cats are called
Calico cats.



Striped cats are called **Tabby**
cats.

This cat is a
Scaredy cat!

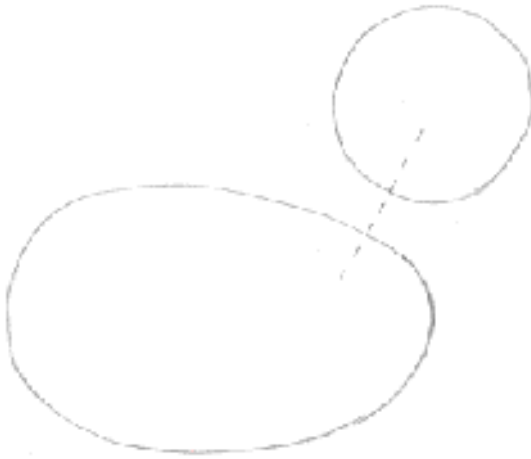


Draw a catnip mouse for **your** cat!


COPYRIGHTED MATERIAL

Dog

1 Draw a **circle**
and an **egg**.




2 Add two triangle
ears and the neck.



Dogs are wonderful
friends. Dogs that live in
your home can seem
like part of the family.

3 Now draw two legs.



Some dogs do important
jobs. Some help the
disabled and others
guide the sightless.

COPYRIGHTED MATERIAL


- 4** Draw a stubby tail. Add two eyes, and two more legs.



- 5** Add lines for the markings on the face and legs. Draw a nose and a mouth.

- 6** Erase extra lines and shade dark areas. Draw a collar for your dog.

This dog looks ready to play ball. Draw a ball and a rubber bone for your dog.



COPYRIGHTED MATERIAL

Sitting Dog



1 Draw a **circle** above an **egg**. Notice that they **overlap**.

2 Add two floppy ears. Draw two eyes.



3 Draw a triangle nose. Add two front paws.



4 Draw the mouth and back legs.



5 Shade ears. Draw lines for toes. Erase extra lines and color your dog.

Good dog!



COPYRIGHTED MATERIAL

Rabbit

1 Start with a **circle** on top of an **egg**.



2 Draw two long ears and two eyes.



3 Add a nose, front feet, back feet, and a tail.



4 Draw a mouth. Add lines for toes, and make the tail fluffy. Erase extra lines. Add color.



Idea!
Make a carrot for your rabbit.



COPYRIGHTED MATERIAL



1-2-3 Draw

ORDER FORM

Peel Productions, Inc.
 c/o Pathway Book Service
 4 White Brook Road • Gilsum, NH 03448
 800-345-6665 • fax 603-357-2073
 pbs@pathwaybook.com

[Click here for secure online ordering](#)

Bill to:	Ship to:

check
 money order
 purchase order # _____
 Visa
 Mastercard
 Card number _____
 Expiration date: _____
 Signature: _____

ISBN	Title	Author	Quantity	Price	Total
1-2-3 Draw series - all full color					
0-939217-40-6	1-2-3 Draw Pets and Farm Animals.	Levin	_____	.8.99. . .	_____
0-939217-41-4	1-2-3 Draw Dinosaurs and Prehistoric Animals	Levin.	_____	.8.99. . .	_____
0-939217-42-2	1-2-3 Draw Wild Animals	Levin	_____	.8.99. . .	_____
0-939217-43-0	1-2-3 Draw Knights, Castles, and Dragons	Levin	_____	.8.99. . .	_____
0-939217-44-9	1-2-3 Draw Cars, Trucks, and Other Vehicles.	Levin	_____	.8.99. . .	_____
0-939217-45-7	1-2-3 Draw Mythical Creatures	Levin	_____	.8.99. . .	_____
0-939217-46-5	1-2-3 Draw Cartoon People	Barr.	_____	.8.99. . .	_____
0-939217-47-3	1-2-3 Draw Cartoon Faces	Barr.	_____	.8.99. . .	_____
0-939217-48-1	1-2-3 Draw Cartoon Animals	Barr.	_____	.8.99. . .	_____
0-939217-70-8	1-2-3 Draw Cartoon Wildlife.	Barr.	_____	.8.99. . .	_____
0-939217-71-6	1-2-3 Draw Cartoon Aliens and Space Stuff.	Barr.	_____	.8.99. . .	_____
0-939217-72-4	1-2-3 Draw Cartoon Sea Critters	Barr.	_____	.8.99. . .	_____
0-939217-73-2	1-2-3 Draw Cool Cartoon Stuff	Barr.	_____	.8.99. . .	_____
0-939217-74-0	1-2-3 Draw Cartoon Monsters (spring 2004)	Barr.	_____	.8.99. . .	_____

Draw Series - black and white except as noted

0-939217-14-7	Draw 3-D	DuBosque. . .	_____	.8.99. . .	_____
0-939217-31-7	Draw Alien Fantasies	Reinagle . . .	_____	.8.99. . .	_____
0-939217-29-5	Draw Cars (rev ed).	DuBosque. . .	_____	.8.99. . .	_____
0-939217-26-0	Draw Desert Animals.	DuBosque. . .	_____	.8.95. . .	_____
0-939217-22-8	Draw Dinosaurs	DuBosque. . .	_____	.8.99. . .	_____
0-939217-25-2	Draw Grassland Animals.	DuBosque. . .	_____	.8.99. . .	_____
0-939217-28-7	Draw Insects.	DuBosque. . .	_____	.8.95. . .	_____
0-939217-33-3	Draw Magical Fantasies - full color	Reinagle . . .	_____	.8.99. . .	_____
0-939217-30-9	Draw Medieval Fantasies.	Reinagle . . .	_____	.8.99. . .	_____
0-939217-24-4	Draw Ocean Animals.	DuBosque. . .	_____	.8.99. . .	_____
0-939217-23-6	Draw Rainforest Animals	DuBosque. . .	_____	.8.99. . .	_____
0-939217-32-5	Draw Sports Figures.	Reinagle . . .	_____	.8.99. . .	_____
0-939217-16-3	Learn To Draw NOW!	DuBosque. . .	_____	.8.99. . .	_____

Order more and save! Order 10 or more books and pay only \$7.25 each! (shipping \$3.95 per order)

subtotal. _____
 shipping. **3.95**
 TOTAL _____

Art Instruction / Drawing

1-2-3 Draw

Pets and Farm Animals

Starting with a pencil and simple shapes, young artists can create charming, whimsical animals following clear, step by step instructions.

For added fun, final drawings include color.

Grab a pencil and let's get started!



Freddie Levin has been drawing and painting for as long as she can remember. She currently divides her time between illustration and teaching art to young children. She lives in the Chicago area with her son and four noisy, colorful birds.



UPC



31757

\$8.95

(CALL #13-99)

ISBN 0939217404

00000

EAN

